

APPENDIX XV
AUDITOR'S REPORT ALONG WITH AUDITED ANNUAL ACCOUNTS OF THE
INTERNATIONAL INSTITUTE FOR POPULATION SCIENCES FOR THE YEAR 2015-16



SWAROOP JAIN & CO.

CHARTERED ACCOUNTANTS

H OFF. 303 A-wing, Orion Building, Vasant Galaxy, Bangur Nagar, Goregaon West, Mumbai-400090
Tel.No:022-28160967, Fax No: 022-28175504, Email:swaroopjain.co@gmail.com

INDEPENDENT AUDITOR'S REPORT

To
The Director,
The International Institute for population Sciences.

Report on the Financial Statements

1. We have audited the accompanying financial statements of **'The International Institute for population Sciences** (hereinafter referred to as 'IIPS'), which comprise the Balance Sheet as at **March 31, 2016**, the Statement of Receipts and Payments and Income and Expenditure for the year then ended, and a summary of significant accounting policies and other explanatory information.

Management's Responsibility for the Financial Statements

2. The management of the IIPS are responsible for the preparation of these financial statements that give a true and fair view of the financial position, financial performance of the IIPS in accordance with the accounting principles generally accepted in India. This responsibility includes maintenance of adequate accounting records in accordance with the applicable provisions and rules applicable to the IIPS; for safeguarding the assets of the IIPS and for preventing and detecting frauds and other irregularities; selection and application of appropriate accounting policies; making judgments and estimates that are reasonable and prudent; design, implementation and maintenance of adequate internal financial controls, that are operating effectively for ensuring the accuracy and completeness of the accounting records, relevant to the preparation and presentation of the financial statements that give a true and fair view and are free from material misstatement, whether due to fraud or error.

Auditor's Responsibility

3. Our responsibility is to express an opinion on these financial statements based on our audit. We have taken into account the provisions of the rules, the accounting and auditing standards and matters which are required to be included in the audit report under the provisions of the Act and the Rules made thereunder. We conducted our audit in accordance with the Standards on Auditing specified under Section 143(10) of the Act. Those Standards require that we comply with ethical requirements and plan and perform the audit to obtain reasonable assurance about whether the financial statements are free from material misstatement.
4. An audit involves performing procedures to obtain audit evidence about the amounts and disclosures in the financial statements. The procedures selected depend on the auditor's judgment, including the assessment of the risks of material misstatement of the financial statements, whether due to fraud or error. In making those risk assessments, the auditor considers internal financial control relevant to the IIPS's preparation of the financial statements, that give a true and fair view, in order to design audit procedures that are appropriate in the circumstances, but not for the purpose

Branches

Bhayandar(Mumbai)

Kishangarh (Rajasthan)

Andheri (Mumbai)

of expressing an opinion on whether the IIPS has in place an adequate internal financial controls system over financial reporting and the operating effectiveness of such controls. An audit also includes evaluating the appropriateness of accounting policies used and the reasonableness of the accounting estimates made by the IIPS's management, as well as evaluating the overall presentation of the financial statements.

5. We believe that the audit evidence we have obtained is sufficient and appropriate to provide a basis for our audit opinion.

Opinion

6. In our opinion and to the best of our information and according to the explanations given to us, the aforesaid financial statements give the information required in the manner so required and give a true and fair view in conformity with the accounting principles generally accepted in India:
- a) In the case of Balance Sheet, the state of affairs of the IIPS as at **31st March 2016**,
 - b) In case of Receipt and Payments account the balance as on **31st March 2016**
 - c) In the case of Income and Expenditure account the balance as on the year ended on that date.

For Swaroop Jain & Co.

Chartered Accountants

ICAI Firm Registration No. : 112058W

Saurabh
CA Saurabh Jain

Partner

Place: Mumbai

Date: 08/08/2016



International Institute for Population Sciences

Statement of Affairs as on 31st March, 2016			
(In Rs.)			
Particulars	Sch	As on 31st March	
		2016	2015
SOURCE OF FUNDS			
Corpus/ Capital Fund	1	397,647,311	351,301,141
Reserves and Surplus	2	181,571,412	175,420,043
Earmarked/ Endowment Funds	3	69,428,201	61,850,538
TOTAL		648,646,924	588,571,722
APPLICATION OF FUNDS			
Fixed Assets	4	279,191,265	267,182,456
Investments	5	369,634,597	306,890,294
<u>Current Assets, Loans and Advances</u>			
Cash and Bank Balance	6	117,306,962	69,771,593
Deposits and Advances	7	2,300,189	2,855,414
Other Current Assets	8	733,031,676	656,249,889
		852,638,827	728,876,897
<u>Less: Current Liabilities and Provision</u>	9	855,845,316	717,463,135
Net Current Assets		(3,206,489)	11,413,762
Accumulated Deficit prior period		3,027,549	3,085,211
TOTAL		648,646,924	588,571,722

SIGNIFICANT ACCOUNTING POLICIES

CONTINGENT LIABILITIES AND NOTES TO ACCOUNTS

In terms of our report of even date attached

Certified that the amounts have been utilized for the purpose for which they were intended

For: Swaroop Jain & Co.
Chartered Accountants
FRN No. 112058W

For International Institute for Population Sciences

R.V. Rathod
Assistant Finance Officer

Dr.F Ram
Director & Sr. Professor

CA Saurabh Jain
Partner
Membership No.141336

Place: Mumbai
Date: 08/08/2016

International Institute for Population Sciences
Income and Expenditure Account for Year ended 31 st March, 2016

(In Rs.)

Particulars	Sch	For Year Ended 31st March	
		2016	2015
INCOME			
Grants/Subsidies	10	182,558,189	290,971,296
Fees/Subscriptions	11	5,834,769	5,691,620
Other Income	12	19,695,827	9,014,206
Prior Period Item (Refer Pt. (b) in Notes)			116,761
Reserve Fund Earnings	13	22,765,027	21,265,922
TOTAL		230,853,812	327,059,805
EXPENDITURE			
<u>Non Plan Revenue Expenditure</u>			
Establishment Expenses	14	117,907,348	248,958,432
Other Administrative Expenses	15	27,188,515	24,864,135
<u>Plan Revenue Expenditure</u>	16	30,863,219	24,822,240
Depreciation		11,230,674	10,461,130
Reserve Fund Payments	17	2,089,955	2,338,612
TOTAL		189,279,711	311,444,548
Excess of Income over Expenditure		41,574,101	15,615,257
<u>Transfer to Special Reserve</u>			
Institute Development Fund		21,929,759	18,005,794
Hostel Improvement Fund		4,260	646,171
General Pool Honorarium		(1,258,947)	275,345
Transfer to B/S Fund Interest		1,085,373	-
Balance being Surplus /(Deficit) carried to B/S Grant from GOI A/c		19,813,656	(3,312,053)
		(0)	(0)

SIGNIFICANT ACCOUNTING POLICIES

CONTINGENT LIABILITIES AND NOTES TO ACCOUNTS

In terms of our report of even date attached

Certified that the amounts have been utilized for the purpose for which they were intended

For: Swaroop Jain & Co.
Chartered Accountants
FRN No. 112058W

For International Institute for Population Sciences

CA Saurabh Jain
Partner
Membership No.141336
Place: Mumbai
Date:08 /08/2016

R.V. Rathod
Assistant Finance Officer

Dr. F. Ram
Director & Sr. Professor

INTERNATIONAL INSTITUTE FOR POPULATION SCIENCES
Govandi Station Road, Deonar, Mumbai- 400 088.
Receipts & Payments for the year 2015-16

SI	Receipts	Plan	Non-Plan	Others	Total (Rs.)	SI	Payments	Plan	Non-Plan	Others	Total (Rs.)
I. Opening Balances						I. Recurring Expenses					
1	Cash at Bank-SBI A/c No. 54179	(283,364)	703,419	21,347,941	21,767,996	1	Salaries	-	81,890,909	-	81,890,909
2	Cash in hand	-	16,736	-	16,736	2	Children Education Allowance	-	881,227	-	881,227
3	FCRA SBI Bank A/c No.57385	-	-	42,563,179	42,563,179	3	Leave Travel Concession (LTC)	-	1,342,591	-	1,342,591
4	Andhra Bank A/c 8817	-	5,419	-	5,419				84,114,727	-	84,114,727
5	IDBI Bank A/c 72070	-	-	3,785,969	3,785,969	B. Establishment Expenses					
6	Andhra Bank (Flexi) A/c 40120	-	1,632,295	-	1,632,295	1	Pension	-	22,050,287	-	22,050,287
		(283,364)	2,357,869	67,697,089	69,771,594	2	Extra Work Allowance	-	24,584	-	24,584
II. Grant in Aid Non-Plan Salaries						3	Honorarium	-	57,000	-	57,000
		-	87,539,000	-	87,539,000	4	Medical Charges	-	1,882,518	-	1,882,518
Grant in Aid Non-Plan General											
		-	55,525,000	-	55,525,000	5	Security Guards Services	-	4,134,365	-	4,134,365
Grant in Aid Plan Capital						6	Institutes Contribution w/w CPF/NPS	-	1,860,611	-	1,860,611
		7,500,000	-	-	7,500,000	7	DCRG	-	1,195,792	-	1,195,792
Grant in Aid Plan General						8	Pension Commutation	-	678,430	-	678,430
		44,003,000	-	-	44,003,000				31,883,587	-	31,883,587
		51,503,000	143,064,000	-	194,567,000	C. Travelling Expenses					
III. Misc. Receipts						1	Travel Staff - India	-	900,747	-	900,747
1	Miscellaneous Receipts	-	638,021	-	638,021				900,747	-	900,747
2	License Fee (Rent from staff quarters)	-	211,523	-	211,523	D. Other Administrative Expenses					
3	Students Tuition Fees	-	4,682,921	-	4,682,921	i. Office Expenses					
4	Students Room Rent	-	489,441	-	489,441	1	Advertisement & Publicity	-	219,908	-	219,908
5	Bank Interest	-	181,027	-	181,027	2	Audit Fees	-	185,137	-	185,137
6	Interest on Andhra Bank 8817 & 40120	-	113,936	-	113,936	3	Bank Charges	-	30,734	-	30,734
7	Interest Recd. FD Short Term	-	18,869,124	-	18,869,124	4	Conveyance	-	88,046	-	88,046
8	Water & Electricity charges recovered	-	7,375	-	7,375	5	Convocation/Founder Day Exp.	-	485,052	-	485,052
9	Interest on Staff Advances	-	79,070	-	79,070	6	Electricity Charges	-	6,007,975	-	6,007,975
10	RTI Information	-	1,766	-	1,766	7	Hindi Workshop Exp.	-	56,270	-	56,270
11	Application Form Processing Fee	-	335,500	-	335,500	8	Insurance	-	91,264	-	91,264
12	Sale of Data CD	-	42,450	-	42,450	9	Internet Charges	-	351,281	-	351,281
13	Sale of Scrap-Equipment	-	5,200	-	5,200	10	Legal Charges	-	181,850	-	181,850
14	Sale of Tender	-	32,000	-	32,000	11	Petrol, Oil and Lubricant	-	127,694	-	127,694
		-	25,689,354	-	25,689,354	12	Postage & Courier	-	192,676	-	192,676
IV. Other & Project Receipts						13	Professional Fees	-	554,634	-	554,634
A. Consolidating Projects						14	Rates & Taxes	-	1,059,592	-	1,059,592
1	IIPS CWW Project	-	-	987,877	987,877	15	Refreshment Expenses	-	291,557	-	291,557
2	Population Envis Project	-	-	875,314	875,314	16	Registration Fee	-	52,400	-	52,400
3	VRS RGI Project	-	-	207,388	207,388	17	Staff Clothing	-	23,370	-	23,370
		-	-	2,070,579	2,070,579	18	Staff Welfare Activities	-	28,154	-	28,154
B. Non-Consolidating Projects						19	Stationery & Printing	-	1,687,894	-	1,687,894
1	FCRA STC/Other Fund	-	-	3,184	3,184	20	Sundry Expenses	-	70,920	-	70,920
2	FCRA Last Project	-	-	45,639,178	45,639,178	21	Telephone Charges	-	119,293	-	119,293
3	FCRA Who Sage Project	-	-	4,641,300	4,641,300				11,905,700	-	11,905,700
4	IIPS NFHS 4 Processing Fee	-	-	72,500	72,500	ii. Bldg. & Other Maintenance Charges					
5	FCRA NFHS 4 Project	-	-	376,363,874	376,363,874	1	Academic Building	-	1,276,204	-	1,276,204
6	FCRA CWW Project	-	-	989,340	989,340	2	Administrative Building	-	1,678,021	-	1,678,021
7	FCRA EMS Project	-	-	192,584	192,584	3	Directors Bunglow	-	3,190	-	3,190
8	IIPS UPAI Project	-	-	17,707,140	17,707,140	4	Furniture & Fittings	-	118,516	-	118,516
9	IIPS LASI Project	-	-	9,805,151	9,805,151	5	Garden	-	74,235	-	74,235
10	IIPS CNSG Project	-	-	3,930,000	3,930,000	6	Guest House	-	3,862,792	-	3,862,792
11	IIPS NFHS4 Project	-	-	12,370,000	12,370,000	7	Hostel Building	-	1,440,557	-	1,440,557
12	Student Welfare Fund	-	-	20,000	20,000	8	Institutes Vehicle	-	64,738	-	64,738
		-	-	471,734,251	471,734,251	9	Library-cum-Computer Bldg.	-	922,087	-	922,087
		-	-			10	Library	-	293,896	-	293,896
		-	-			11	Staff Quarters	-	1,798,856	-	1,798,856
		-	-						11,533,092	-	11,533,092

Sl	Receipts	Plan	Non-Plan	Others	Total (Rs.)	Sl	Payments	Plan	Non-Plan	Others	Total (Rs.)
C.Regular Courses						III. Computer & Equipment Maintenance Charges					
1	EMS Distance Education	-	-	1,608,333	1,608,333	1	Computers	-	1,111,449	-	1,111,449
2	ICSSR Fellowship	-	-	345,150	345,150	2	Equipments	-	2,467,676	-	2,467,676
3	UGC Grant in Fellowship	-	-	14,991,586	14,991,586			-	3,579,125	-	3,579,125
4	STC ISS (CSO)	-	-	158,995	158,995						
5	STC ORG	-	-	188,227	188,227						
		-	-	17,292,291	17,292,291						
D.Salary Deductions						II A. Plan Revenue Expenditure					
1	BHU	-	-	221,556	221,556	1	Fellowship in Demography	17,641,944	-	-	17,641,944
2	CTD	-	-	130,600	130,600	2	IT & Software (Rev)	4,335,888	-	-	4,335,888
3	Employees Co-op. Credit Society	-	-	7,248,338	7,248,338	3	Outsourcing Services	3,307,172	-	-	3,307,172
4	Income Tax	-	-	7,856,351	7,856,351	4	Research Project	3,690,954	-	-	3,690,954
5	Insurance Premium LIC	-	-	942,578	942,578	5	Seminar in Demography	1,705,627	-	-	1,705,627
6	Postal Life Insurance	-	-	91,334	91,334	6	Travelling Allowance (Foreign)	408,911	-	-	408,911
7	Profession Tax	-	-	449,225	449,225			31,090,496	-	-	31,090,496
8	Staff Welfare Fund	-	-	80,000	80,000	B. Assets					
9	TDS	-	-	769,124	769,124	Grant in Aid (Plan Capital)					
10	Undisbursed Payments	-	-	13,212	13,212	1	Furniture & Fittings	744,704	-	-	744,704
11	Group Insurance	-	-	351,252	351,252	2	Library Books	11,998,398	-	-	11,998,398
		-	-	18,153,570	18,153,570	3	Computer & Peripherals	2,413,185	-	-	2,413,185
E.Gratitude Receipt						4	Equipments	2,643,819	-	-	2,643,819
1	NIFT Gratitude	-	-	549,703	549,703	5	IT & Software Packages	5,265,035	-	-	5,265,035
		-	-	549,703	549,703			23,065,141	-	-	23,065,141
F.Fund Interest						III Deposits/Advances					
1	CPF/GPF Investments	-	-	3,491,629	3,491,629	Advances (Contingencies)					
2	Interest on Awards Payable	-	-	64,308	64,308	1	Advances	-	1,035,345	-	1,035,345
3	Interest on Govt. Securities	-	-	126,000	126,000	2	Security Deposit	-	106,830	-	106,830
4	Interest on Hostel Imp. Fund	-	-	291,850	291,850	3	BSES/Reliance	-	193,500	-	193,500
5	Interest on IDf	-	-	16,896,621	16,896,621	4	Festival Advance	-	54,000	-	54,000
6	Interest on Pension Fund	-	-	917,516	917,516	5	Scooter Advance	-	-	-	-
7	Interest on FCRA Bank	-	-	1,085,373	1,085,373	6	Prepaid Library Books	1,120,391	-	-	1,120,391
		-	-	22,873,297	22,873,297			2,324,869	-	-	2,324,869
G.Deposits Payable								3,445,260	1,389,675	-	4,834,935
1	Deposit from Contractor	-	-	775,793	775,793	IV Remittances on Deduction from Salaries/ & Other Payments					
2	Library Books Deposit	-	-	174,000	174,000	Salary Deductions					
		-	-	949,793	949,793	B. Investment Short Term Deposit					
V Investment/Transfer of Funds						1	FD against Short Term Deposit -AB	-	-	30,000,000	30,000,000
A. Investment Short Term Deposit						2	FD against Short Term Deposit -PNB	-	-	33,964,383	33,964,383
1	FD against Short Term Deposit -AB	-	-	30,000,000	30,000,000	3	FD against Short Term Deposit -SBI	-	84,000,000	64,000,000	148,000,000
2	FD against Short Term Deposit -PNB	-	-	33,964,383	33,964,383	4	FD against Short Term Deposit -VB	-	-	10,000,000	10,000,000
3	FD against Short Term Deposit -SBI	-	84,000,000	64,000,000	148,000,000			-	84,000,000	137,964,383	221,964,383
4	FD against Short Term Deposit -VB	-	-	10,000,000	10,000,000	B. Provident Fund Investments					
		-	84,000,000	137,964,383	221,964,383	1	FD against CPF/GPF - PNB	-	-	400,000	400,000
B. Provident Fund Investments						2	FD against CPF/GPF Govt. Bond	-	-	1,683,250	1,683,250
1	FD against CPF/GPF - PNB	-	-	400,000	400,000	3	FD against CPF/GPF - VB	-	-	27,815,000	27,815,000
2	FD against CPF/GPF Govt. Bond	-	-	1,683,250	1,683,250			-	-	29,898,250	29,898,250
3	FD against CPF/GPF - VB	-	-	27,815,000	27,815,000	C. Pension Fund Investments					
		-	-	29,898,250	29,898,250	1	FD against Pension Fund-AB	-	-	1,014,000	1,014,000
C. Pension Fund Investments						2	FD against Pension Fund-VB	-	-	7,050,000	7,050,000
1	FD against Pension Fund-AB	-	-	1,014,000	1,014,000			-	-	8,064,000	8,064,000
2	FD against Pension Fund-VB	-	-	7,050,000	7,050,000			-	-	18,101,488	18,101,488
		-	-	8,064,000	8,064,000			-	-	18,101,488	18,101,488

Sl	Receipts	Plan	Non-Plan	Others	Total (Rs.)	Sl	Payments	Plan	Non-Plan	Others	Total (Rs.)
D. Students Award Investments						V Other Payments					
1	Dr.Asha Bhende Memorial Award	-	-	100,000	100,000	1	EMS Project	-	-	598,613	598,613
2	Dr. Chandrashekharan Award	-	-	314,124	314,124	2	IIPS CWW Project	-	-	27,097	27,097
3	Dr. J.R. Rele Award	-	-	30,000	30,000	3	Population Envis Project	-	-	1,043,608	1,043,608
4	Dr. K. Srinivasan Award	-	-	15,000	15,000	4	Wellcome Trust Project	-	-	115,117	115,117
5	Dr. P.N. Mari Bhat Award	-	-	100,000	100,000	5	Deposit from Contractor	-	-	650,000	650,000
		-	-	559,124	559,124	6	Library Books Deposit	-	-	180,500	180,500
		-	-			7	ICSSR Fellowship	-	-	150,463	150,463
		-	-			8	GPF Interest Payable	-	-	5,622	5,622
		-	-			9	FCRA STC/Other Funds	-	-	635	635
		-	-			10	FCRA Lasi Project	-	-	45,639,038	45,639,038
		-	-			11	FCRA WHO Sage Project	-	-	4,641,300	4,641,300
		-	-			12	FCRA NFHS 4 Project	-	-	320,312,941	320,312,941
		-	-			13	STC ORG Project	-	-	376,454	376,454
		-	-			14	Short Term Course ISS (CSO)	-	-	158,995	158,995
		-	-			15	UGC Grant in Fellowship	-	-	20,924,921	20,924,921
		-	-			16	FCRA CWW Project	-	-	989,240	989,240
		-	-			17	FCRA EMS Project	-	-	192,384	192,384
		-	-			18	IIPS UPAI Project	-	-	11,982,970	11,982,970
		-	-			19	Rajiv Gandhi National Fellowship	-	-	555,014	555,014
		-	-			20	IIPS CNSG Project	-	-	3,930,000	3,930,000
		-	-			21	IIPS LASI Project	-	-	9,805,151	9,805,151
		-	-			22	IIPS NFHS 4 Project	-	-	12,370,000	12,370,000
		-	-			23	Students Welfare Fund	-	-	20,000	20,000
		-	-					-	-	434,670,063	434,670,063
E. Fund Investments						VI Investment/ Transfer of Fund					
1	FDs Against Hostel Imp. Fund	-	-	3,000,000	3,000,000	A. Investment Short Term Deposit					
2	FDs Against Institute Dev. Fund	-	-	144,246,787	144,246,787	1	FD Investment STD AB	-	-	37,085,000	37,085,000
		-	-	147,246,787	147,246,787	2	FD Investment STD PNB	-	-	22,980,000	22,980,000
		-	-			3	FD Investment STD SBI	-	84,000,000	128,800,000	212,800,000
		-	-			4	FD Investment STD VB	-	-	10,000,000	10,000,000
		-	-					-	84,000,000	198,865,000	282,865,000
VI Deposits/Advances						B. Investments Pension Fund					
1	Advances (Contingencies)	-	-	1,002,942	1,002,942	1	FD Investment Pension Fund AB	-	-	1,014,000	1,014,000
2	Car Advance	-	-	114,100	114,100	2	FD Investment Pension Fund VB	-	-	7,050,000	7,050,000
3	Computer Advance	-	-	52,350	52,350			-	-	8,064,000	8,064,000
4	Festival Advance	-	-	184,950	184,950	C. Investments Provident Fund					
5	House Building Advance	-	-	372,054	372,054	1	FD Investment CPF/GPF PNB	-	-	400,000	400,000
6	Scooter Advance	-	-	89,500	89,500	2	FD Investment CPF/GPF VB	-	-	27,815,000	27,815,000
		-	-	1,815,896	1,815,896			-	-	28,215,000	28,215,000
VII Indirect Receipts						D. Investments Students Award Fund					
1	DCRG Retained	-	-	-	-	1	Dr. Asha Bhende Award	-	-	100,000	100,000
2	Pension Fund	-	-	-	-	2	Dr. Chandrashekharan Award	-	-	310,816	310,816
3	Seminar in Demography	-	-	-	-	3	Dr. J.R. Rele Award	-	-	30,000	30,000
		-	-	-	-	4	Dr. K. Srinivasan Award	-	-	15,000	15,000
		-	-	-	-	5	Dr. P.N. Mari Bhat Award	-	-	100,000	100,000
		-	-	-	-			-	-	555,816	555,816
VII Earmarked/Endowment Fund								-	-		
1	New Pension Scheme	-	-	1,739,499	1,739,499			-	-		
2	Contributory Provident Fund	-	-	724,200	724,200			-	-		
3	General Provident Fund	-	-	11,769,236	11,769,236			-	-		
		-	-	14,232,935	14,232,935			-	-		
IX Reserve & Surplus								-	-		
1	General Pool	-	-	65,801	65,801			-	-		
2	Honorarium	-	-	487,094	487,094			-	-		
3	Improvement of Hostel Accom.	-	-	6,344,237	6,344,237			-	-		
		-	-	6,897,132	6,897,132			-	-		
		-	-					-	-		

Sl	Receipts	Plan	Non-Plan	Others	Total (Rs.)	Sl	Payments	Plan	Non-Plan	Others	Total (Rs.)
							E. Investments IIPS Fund				
1	Hostel Improvement Fund	-	-	3,000,000	3,000,000						
2	Institute Development Fund	-	-	144,246,787	144,246,787						
	Total N	-	-	147,246,787	147,246,787						
							VI Reserve & Surplus				
	I										
1	General Pool Honorarium	-	-	1,324,748	1,324,748						
2	Improvement of Hostel Accom.	-	-	761,960	761,960						
3	Institute Development Fund	-	-	2,347	2,347						
		-	-	2,089,055	2,089,055						
							VI Earmarked/Endowment				
	II Fund										
1	New Pension Scheme	-	-	1,885,618	1,885,618						
2	Contributory Provident Fund	-	-	300,000	300,000						
3	General Provident Fund	-	-	10,122,599	10,122,599						
		-	-	12,308,217	12,308,217						
	Total	57,600,897	229,306,654	850,115,426	1,137,022,977						
	IX Closing Balance										
1	Cash at Bank-SBI A/c No. 54179	(6,381,261)	25,750,767	(10,568,866)	8,800,640						
2	Cash in hand	-	22,026	-	22,026						
3	FCRA SBI Bank A/c No.57385	-	-	105,424,339	105,424,339						
4	Andhra Bank A/c 8817	-	18,940	-	18,940						
5	IDBI Bank A/c 72070	-	-	649,291	649,291						
6	Andhra Bank (flexi) A/c 40120	-	12,836	-	12,836						
7	SBI IIPS Provident Fund A/c No.28620	-	-	2,378,891	2,378,891						
		(6,381,261)	25,804,569	97,883,654	117,306,962						
		51,219,636	255,111,223	947,999,080	1,254,329,939						

* Closing balances of Plan includes Plan-capital & Plan General amounting to Rs. 14,14,327/- and Rs.77,95,588/- respectively.

** Closing balances of Non-Plan includes Non-Plan Salaries & Non-Plan General amounting to Rs. 40,85,089/- and Rs.2,17,19,480/- respectively.

In terms of our report of even date attached.

Swaroop Jain & Co.
Chartered Accountants
FRN No. 112058W

CA Saurabh Jain
Partner
Membership No.141336

Place: Mumbai
Date: 08/08/2016

Certified that the amounts have been utilized for the purpose for which they were intended.

For International Institute for Population Sciences

R.V. Rathod
Asst. Finance Officer

Dr. F. Ram
Director & Sr. Professor

International Institute for Population Sciences

Schedules forming part of Balance Sheet and Income and Expenditure

(In Rs.)

Sr No.	Particulars	Grouping	For Year Ended 31st March 2016	
			2016	2015
1	Capital/ Corpus Fund			
	Capital Grant from GOI	1	375,759,152.25	349,226,638
	Revenue Grant from GOI	2	21,888,158.27	2,074,502
			397,647,310.52	351,301,141
2	Reserves & Surplus			
	Capital Reserve	3	104,429	14,628,132
	Special Reserve	4	181,466,983	160,791,911
			181,571,412	175,420,043
3	Earmarked/ Endowment Funds			
	Pension Fund	5	9,715,258	8,895,732
	Provident Fund	6	59,106,127	52,347,990
	Student Awards Fund	7	606,816	606,816
			69,428,201	61,850,538
5	Investments			
	Investment from Earmarked/Endowment Funds			
	Pension Fund Investment	8	9,110,797	9,024,000
	Provident Fund Investment	9	58,515,000	52,755,000
	Other Investment			
	Student Awards Investment	10	606,816	610,124
	Hostel Improvement Fund Investment	11	7,427,864	7,370,000
	Development Fund Investment	12	169,722,704	146,146,787
	Short Term Deposit	13	124,251,416	90,984,383
			369,634,597	306,890,294
6	Cash and Bank Balance			
	Cash in Hand		22,026	16,736
	Bank Balance at Schedule Bank	14	117,284,936	69,754,857
			117,306,962	69,771,593
7	Deposits , Loans & Advances			
	Deposit	15	1,394,019.16	1,254,786
	Loans & Advances	16	-	-
	Consolidating Project	17	-	207,388
	Non Consolidating Project	18	-	-
	Staff Loans	19	906,170.00	1,393,240
			2,300,189	2,855,414
8	Other Current Assets			
	Accrued Income	20	-	-
	Accrued Interest	21	11,617,079.00	17,364,255
	Grant Receivable	22	708,854,026.92	637,919,349
	UGC Fellowship Receivable		7,587,647.00	-
	Group Insurance Receivable		1,710.00	630
	Rajiv Gandhi National Fellowship		878,009.00	883,352
	Rajiv Gandhi National Fellowship Receivable		560,357.00	-
	Prepaid Insurance		49,819.00	44,535
	Prepaid Library Books		1,120,391.00	-
	Prepaid Information Technology (Revenue)		2,324,869.00	-
	Kusuma Receivable		37,768.00	37,768
			733,031,675.92	656,249,889

International Institute for Population Sciences

Schedules forming part of Balance Sheet and Income and Expenditure

(In Rs.)

Sr No.	Particulars	Grouping	For Year Ended 31st March 2016	
			2016	2015
9	Current Liabilities & Provisions			
	Provisions	23	21,545,868	14,366,001
	Actuarial Liabilities	24	708,854,027	637,919,349
	Consolidating Projects	25	5,480,392	3,793,303
	Deposits taken as Advance	26	3,199,658	3,080,365
	Fellowship	27	22,176	18,111
	Fund Interest	28	9,277,692	7,846,412
	Regular Courses	29	(4,739,848)	5,409,632
	Sundry Creditors	30	306,090	131,747
	Non Consolidating Projects	31	105,376,168	43,715,703
	Other Liabilities	32	6,523,093	1,182,511
			855,845,316	717,463,135
10	Grants/Subsidies			
	Grant utilised for the project of project-Plan		-	-
	Revenue Grant utilised for the project-Non Plan		-	-
	Capital Grants released for Depreciation		11,230,673	10,461,130
	Grant utilised for the project unrecovered		-	139,789,132
	Fund Utilization		-	-
	Grant From GOI NON PLAN GENERAL		55,525,000	33,900,000
	Grant From GOI NON PLAN SALARIES		87,539,000	75,000,000
	Grant From GOI PLAN GENERAL		44,003,000	42,000,000
	Less: Grant Trs. t/w purchase of Fixed Assets		18,033,597	10,716,932
	Grant From GOI PLAN CAPITAL		7,500,000	13,500,000
	Less: Grant Trs. t/w purchase of Fixed Assets		5,205,887	12,962,034
			182,558,189	290,971,296
11	Fees/Subscriptions			
	License Fees		211,523	206,445
	Student Room Charges		532,506	635,856
	Students Tuition Fees		5,090,740	4,849,319
			5,834,769	5,691,620
12	Other Income			
	Miscellaneous Income			
	Application Form Processing Fees		335,500	320,900
	Sale of Scrap Furniture		-	-
	Sale of Scrap Equipment		5,200	408,912
	Sale of Scrap Computer		-	52,690
	Sale of Tender Form		32,000	25,000
	Water & Electricity		7,375	43,663
	Miscellaneous Receipt		638,021	132,444
	RTI Information		1,766	290
	Sale of CD Program		42,450	78,163

International Institute for Population Sciences

Schedules forming part of Balance Sheet and Income and Expenditure

(In Rs.)

Sr No.	Particulars	Grouping	For Year Ended 31st March 2016	
			2016	2015
	Interest Income			
	Saving Bank Interest (Andhra.IDBI)		294,963	108,967
	Interest on FCRA Bank		1,085,373	1,563,878
	Interest on Staff Loans		157,454	191,896
	Interest received on FD Short Term		17,095,725	6,087,404
			19,695,827	9,014,207
13	Reserve Fund Earnings			
	On A/c Overhead/1/3rd Consultancy Charges			
	Institute Development Fund			
	NFHS 4 Project		3,835,736	110,184
	LASI Project		1,091,503	390,371
	ICSSR Fellowship		190,622	-
	WHO SAGE Project		326,206	-
	General Pool & Faculty		525,986	618,408
	Short Term Training		134,000	120,000
	UPAI Project		564,806	-
	CNSG Project		-	873,333
	CCTS Project		-	451,012
	Interest on Institute Development Fund Investment		15,263,247	15,467,017
			21,932,106	18,030,325
	Improvement of Hostel Accommodation Fund			
	Guests Room Rent		276,826	565,581
	Interest on Investments		490,294	1,024,012
			767,120	1,589,593
	General Pool Honorarium			
	Wellcome Trust Cort Project		65,801	-
	Kusuma Project		-	27,000
	Lasi Project		-	200,407
	NFHS 4 Project		-	1,076,290
	WHO Sage Project		-	16,000
	Short Term Training Programme		-	8,100
	FHWS Project		-	56,000
	VRS Nagaland Project		-	119,010
	Honorarium Refund		-	143,197
			65,801	1,646,004
			22,765,027	21,265,922
14	Non Plan Revenue Expenditure			
	Establishment Expenses			
	Salaries and Wages		83,097,244	74,206,933
	Employees Actuarial Terminal Benefits		-	139,789,132
	Children Education Fees		895,991	1,178,113
	Leave Travel Concession		1,349,931	1,170,350
	D.C.R.G.		1,167,984	2,656,973
	Extra Work Allowances (OT)		26,787	31,148
	Honorarium		75,000	50,000
	Contribution to Provident Fund		139,788	138,384
	Contribution to New Pension Fund		1,908,815	1,411,920
	Medical Charges		2,013,264	1,798,191
	Monthly Pension		22,407,777	21,109,496
	Pension Fund Commutation		678,430	1,476,068
	Others - Security Guard's Expenses		4,146,337	3,941,724
			117,907,348	248,958,432

International Institute for Population Sciences

Schedules forming part of Balance Sheet and Income and Expenditure

(In Rs.)

Sr No.	Particulars	Grouping	For Year Ended 31st March 2016	
			2016	2015
15	Other Administrative Expenses			
	Office Expenses			
	Advertisement and Publicity		219,908	455,380
	Audit Fees		144,968	40,169
	Bank Charges		30,169	6,451
	Bank Charges - FCRA		565	6,290
	Conveyance Expenses		88,046	51,965
	Convocation/Founders Day Expenses		491,692	323,320
	Electricity Expenses		5,501,435	6,760,470
	Domain and Scopus Fees		-	-
	Hindi Workshop Expenses		56,270	40,986
	Insurance		85,980	90,066
	Internet Charges		355,571	400,805
	Legal Charges		193,850	102,000
	Petrol & Fuel Charges		115,426	134,546
	Postage & Courier		187,315	212,187
	Professional Fees		573,634	283,798
	Rent, Rates and Taxes		1,035,903	934,567
	Refreshment Expenses		291,557	219,375
	Registration Fee		52,400	55,600
	Staff Clothing		23,370	57,136
	Staff Welfare		28,154	25,710
	Stationary and Printing		1,606,690	706,883
	Sundry Expenses		70,920	35,408
	Telephone Charges		99,954	184,179
	Write off		-	(20)
	Repairs and Maintenance		15,199,773	13,025,148
	Travelling Allowance Expenses		734,966	711,718
	Computer & Peripheral Written Off		-	-
			27,188,515	24,864,136
16	Plan Revenue Expenditure			
	Fellowship in Demography		17,439,229	16,336,491
	IT and Software (Revenue)		4,335,888	1,642,413
	Outsourcing Services		3,236,729	2,452,845
	Expenditure on Research Project		3,633,797	2,193,096
	Expenditure on Demographic Seminar		1,758,665	1,961,339
	Short Term Courses		-	13,959
	Study Tours		-	-
	Foreign Travelling Expenses		458,911	222,097
			30,863,219	24,822,240
17	Reserve Fund Payments			
	Institute Development Fund			
	CCTS Project Refund		2,347	24,531
			2,347	24,531
	Improvement of Hostel Accommodation Fund			
	Hostel Warden Hon.		18,000	18,000
	Kitchen Appliances		35,260	184,933
	Sports Article		83,555	146,503
	Hostel Maintenance		598,624	587,894
	Sundry		27,421	6,092
			762,860	943,422
	General Pool Honorarium			
	Faculty & Staff		1,324,748	1,370,659
			1,324,748	1,370,659
			2,089,955	2,338,612

International Institute for Population Sciences

Groupings forming part of Schedules

(In Rs.)

Sr.No	Particulars	For Year Ended 31st March	
		2016	2015
1	Capital/ Corpus Fund		
	Capital Grant from GOI		
	A) Capital Grant	96,567,887	
		96,567,887	
	B) Capital Grant for Fixed Asset		
	Balance as at the beginning of the year	349,226,639	336,008,802
	Add: Grants Received During the year	23,239,484	23,678,966
	Add: Transfer of Capital Grants on Transfer of Assets from Completed Projects	14,523,703	
	Less: Capital Grants Released for Depreciation	11,230,674	10,461,130
	Less: Loss on sale of Assets	-	-
	Less: Transfer to Capital Fund	96,567,887	
		279,191,266	
		375,759,152	349,226,638
2	Grant from GOI- Plan Capital		
	<u>Grant for New Project/Capital WIP</u>		
	Balance as at the beginning of the year	(1,028,669)	(1,566,635)
	Add: Grants Received During the year	-	13,500,000
	Less: Adjustments	-	-
	Less: Refund	-	-
	Less: Grant transfer for purchase of Capital Assets/REF	-	12,962,034
	Add: Transferred from Accumulated Deficit/surplus	2,294,113	
	Grant Unutilised	1,265,444	(1,028,669)
	<u>Grant from GOI Plan General/or other purpose</u>		
	Balance as at the beginning of the year	745,304	2,384,476
	Add: Grants Received During the year	-	33,900,000
	Less: Grants Utilised for the objects of the Institute	-	35,539,172
	Less: Grant transfer for purchase of Capital Assets (Incl. Capital Advance)	-	-
	Less: Refund	-	-
	Less: Transferred from Accumulated Deficit	4,893,816	
	Grant unutilised	(4,148,512)	745,304
	Plan Grant Unutilised	(2,883,068)	(283,365)
	<u>Grant from GOI Non Plan (Salaries & General)</u>		
	Balance as at the beginning of the year	2,357,867	4,568,714
	Add: Transferred from Accumulated Deficit/surplus	22,413,359	-
	Add: Grants Received During the year	-	117,000,000
	Less: Grants Utilised for the objects of the Institute	-	119,210,847
	Less: Transferred from Accumulated Deficit/surplus	-	-
		24,771,226	2,357,867
	Total	21,888,158	2,074,502
3	Capital Reserve		
	<u>Capital Grants From Government of India UNFPA Assistance for Computers</u>		
	Balance at the beginning of the year	4,702,000	4,702,000
	Add: Received during the year	-	-
	Less: Transfer to Capital Grant for Fixed Asset	4,702,000	-
		-	4,702,000

International Institute for Population Sciences

Groupings forming part of Schedules

(In Rs.)

Sr.No	Particulars	For Year Ended 31st March	
		2016	2015
	<u>Capital Grants NCHS</u>		
	Balance at the beginning of the year	3,031	3,031
	Add: Received during the year	-	-
	Less: Transfer to Capital Grant for Fixed Asset	3,031	-
		-	3,031
	<u>Capital Grants for Land From Government of India & Ratan Tata Trust</u>		
	Balance at the beginning of the year	104,429	104,429
	Add: Received during the year	-	-
	Less: Utilised during the year	-	-
		104,429	104,429
	<u>Capital Grants FPCAR Project</u>		
	Balance at the beginning of the year	36,789	36,789
	Add: Received during the year	-	-
	Less: Transfer to Capital Grant for Fixed Asset	36,789	-
		-	36,789
	<u>Capital Grants/Gifts From UN/USAID/WHO-WHS/IDPAD/WAF</u>		
	Balance at the beginning of the year	8,369,998	8,369,998
	Add: Received during the year	-	-
	Less: Transfer to Capital Grant for Fixed Asset	8,369,998	-
		-	8,369,998
	<u>Capital Grants on Transfer of Assets from Completed Projects</u>		
	Balance at the beginning of the year		
	GG from JHU Project	444,818	444,818
	CG from DPS Project	3,307	3,307
	CG from RISHTA Project	569,979	569,979
	CG from VSDL Project	111,415	111,415
	Add:CG from Ashra Project	190,786	190,786
	Add:CG from PC-UP Project	32,510	32,510
	Less: Transfer to Capital Grant for Fixed Asset	1,352,815	-
		-	1,352,815
	<u>Capital Gifts from Population Council New York</u>		
	Balance at the beginning of the year	59,070	59,070
	Add: Received during the year	-	-
	Less: Transfer to Capital Grant for Fixed Asset	59,070	-
		-	59,070
	Total	104,429	14,628,132
4	Special Reserves		
	<u>Institute Development Fund</u>		
	Balance at the beginning of the year	149,689,717	131,683,923
	Add: Received during the year	6,668,859	6,096,824
	Add:Interest on investment from fund	15,263,247	11,933,501
	Less: Utilised during the year	2,347	24,531
		171,619,476	149,689,717

International Institute for Population Sciences

Groupings forming part of Schedules

(In Rs.)

Sr.No	Particulars	For Year Ended 31st March	
		2016	2015
2	Balance at the beginning of the year	7,417,896	6,771,725
	Add: Hostel Rent Received during the year	490,294	598,053
	Add: Interest on investment from fund	276,826	991,540
	Less: Utilised During the year	762,860	943,422
		7,422,156	7,417,896
	<u>General Pool Honorarium</u>		
	Balance at the beginning of the year	3,684,298	3,408,953
	Add: Received During the year	65,801	1,637,904
	Add: Transfer from Short Term Course -JHU	-	-
	Add: Transfer from Short Term course-ISS	-	8,100
	Less: Utilised During the year	1,324,748	1,370,659
		2,425,351	3,684,298
	Total	181,466,983	160,791,911
5	Pension Fund		
	<u>New Pension Scheme Tier-I</u>		
	Balance at the beginning of the year	-	-
	Add: Employee Contribution to fund	1,891,771	1,375,846
	Add: Institute Contribution to fund	1,891,771	1,375,846
	Add: Interest on investment from fund	-	-
	Less: Transferred to NSDL	3,783,542	2,751,692
		-	-
	<u>Pension Fund</u>		
	Balance at the beginning of the year	8,895,732	8,064,497
	Add: Received during the year	-	-
	Add: Interest on Investment from fund	819,526	831,235
	Less: Utilised During the year	-	-
		9,715,258	8,895,732
	Total	9,715,258	8,895,732
6	Provident Fund		
	<u>General Provident Fund</u>		
	Balance at the beginning of the year	45,073,737	45,118,046
	Add: Employee Contribution to fund	11,769,236	11,239,705
	Add: Refund of Loan made from Fund	-	-
	Add: Interest on fund	3,880,460	3,554,326
	Less: Utilised During the year	10,122,599	14,838,340
		50,600,834	45,073,737
	<u>Contributory Provident Fund</u>		
	Balance at the beginning of the year	7,274,253	6,685,385
	Add: Employee Contribution to fund	724,200	506,600
	Add: Refund of Loan made from Fund	-	-
	Add: Institute Contribution to fund	-	-
	Add: Interest on fund Payable	806,840	732,399
	Less: Utilised During the year	300,000	650,131
		8,505,293	7,274,253
	Total	59,106,127	52,347,990

International Institute for Population Sciences

Groupings forming part of Schedules

(In Rs.)

Sr.No	Particulars	For Year Ended 31st March	
		2016	2015
7	Student Awards Fund		
	<u>CFPI Award Fund</u>		
	Balance at the beginning of the year	1,000	1,000
	Add: Received During the year	-	-
	Less: Utilised During the year	-	-
		1,000	1,000
	<u>Dr. Chandrashekhkar Award Fund</u>		
	Balance at the beginning of the year	360,816	360,816
	Add: Received During the year	-	-
	Less: Utilised During the year	-	-
		360,816	360,816
	<u>Dr. J.R. Lele Award Fund</u>		
	Balance at the beginning of the year	30,000	30,000
	Add: Received During the year	-	-
	Less: Utilised During the year	-	-
		30,000	30,000
	<u>Dr. Shrinivasan Award Fund</u>		
	Balance at the beginning of the year	15,000	15,000
	Add: Received During the year	-	-
	Less: Utilised During the year	-	-
		15,000	15,000
	<u>Dr. P.N. Mari Bhat Memorial Award Fund</u>		
	Balance at the beginning of the year	100,000	100,000
	Add: Received During the year	-	-
	Less: Utilised During the year	-	-
		100,000	100,000
	<u>Dr. Asha Bhende Memorial Award Fund</u>		
	Balance at the beginning of the year	100,000	100,000
	Add: Received During the year	-	-
	Less: Utilised During the year	-	-
		100,000	100,000
	Total	606,816	606,816
8	Pension Fund Investments		
	<u>Pension Fund Investments</u>		
	FD-Andhra Bank	2,060,797	1,974,000
	FD-Vijaya Bank	7,050,000	7,050,000
		9,110,797	9,024,000
	Total	9,110,797	9,024,000
9	Provident Fund Investments		
	FD-Andhra Bank	7,500,000	1,740,000
	FD-Central Bank of India	-	-
	FD-Punjab National Bank	400,000	400,000
	Government of India Securities	22,800,000	22,800,000
	FD-Vijaya Bank	27,815,000	27,815,000
		58,515,000	52,755,000

International Institute for Population Sciences

Groupings forming part of Schedules

(In Rs.)

Sr.No	Particulars	For Year Ended 31st March	
		2016	2015
10	Student Award Fund Investment		
	CFPI Award fund Investments		
	FD-Vijya Bank	1,000	1,000
		1,000	1,000
	Dr.Chandrashekharan Award Fund Investments		
	FD-Central Bank of India	10,816	14,124
	FD-Punjab National Bank	300,000	300,000
	FD-Vijya Bank	50,000	50,000
		360,816	364,124
	Dr. JR Rele Award Fund Investments		
	FD-Punjab National Bank	30,000	30,000
		30,000	30,000
	Dr. K. Srinivasan Award Fund Investments		
	FD-Central Bank of India	15,000	15,000
		15,000	15,000
	Dr. P. N. Mari Bhat Award Fund Investments		
	FD-Punjab National Bank	100,000	100,000
		100,000	100,000
	Dr. Asha Bhende Award Fund Investments		
	FD-Vijaya Bank	100,000	100,000
		100,000	100,000
	Total	606,816	610,124
11	Hostel Improvement Fund Investment		
	FD-SBI	-	2,980,000
	FD-Andhra Bank	697,864	640,000
	FD-Punjab National Bank	6,730,000	3,000,000
	FD-Punjab National Bank	-	750,000
		7,427,864	7,370,000
12	Institute Development Fund Investment		
	FD-Andhra Bank	55,475,917	31,900,000
	FD-Central Bank of India	-	-
	FD-Vijaya Bank	114,246,787	114,246,787
		169,722,704	146,146,787
13	Investments Short Term Deposits		
	FD-Punjab National Bank	20,000,000	30,984,383
	FD-Andhra Bank	8,982,319	30,000,000
	FD-Vijaya Bank	10,000,000	10,000,000
	FD-State Bank of India	85,269,097	20,000,000
		124,251,416	90,984,383
14	Bank Account		
	Andhra Bank-A/c no 08817	18,940	5,419
	Andhra Bank-A/c no 40120	12,836	1,632,295
	IDBI Bank-A/c no 72070	649,291	3,785,969
	State Bank of India , FCRA -A/c no 57385	105,424,339	42,563,179
	SBI IIPS Provident Fund A/c No.28620	2,378,891	-
	State Bank of India-A/c no 54179	8,800,640	21,767,996
		117,284,936	69,754,857

International Institute for Population Sciences

Groupings forming part of Schedules

(In Rs.)

Sr.No	Particulars	For Year Ended 31st March	
		2016	2015
15	Deposit		
	Security Deposit for Internet Registration	10,000	10,000
	Security Deposit for LPG	18,805	18,805
	Security Deposit for Petrol Supply	30,000	30,000
	Security Deposit with BSES/ Reliance Energy	861,830	755,440
	Security Deposit with MSEB	113,630	113,190
	Security Deposit with MTNL	115,754	115,754
	Advance for contingency	244,000	211,597
	Advance with CPWD	-	-
		1,394,019	1,254,786
16	Loans & Advances		
	Advances to Suppliers of Fixed Assets (UPRNNL)	-	-
17	Consolidating Projects		
	VRS (RGI) Project	-	207,388
		-	207,388
18	Non Consolidating Projects		
	IIPS UPAI PROJECT	-	-
	IIPS UNFPA PROJECT	-	-
		-	-
19	Staff Loan		
	Bicycle Loan	-	-
	Car Loan	87,920	210,440
	Computer Loan	75,100	108,700
	Festival Loan	129,150	120,600
	Home Loan	435,500	737,500
	Scooter Loan	178,500	216,000
	Advance for Contingency	-	-
		906,170	1,393,240
20	Accrued Income		
	Interest on Staff Advances Receivable	-	-
	Student Tuition Fee Receivable	-	-
		-	-
21	Accrued Interest		
	Accrued Interest on Pension Fund Investment	172,446	357,233
	Accrued Interest on Provident Fund Investments	1,179,200	1,798,027
	Accrued Interest on CFPI Award fund Investments	77	96
	Accrued Interest on Dr.Chandrashekharam Award Fund Investments	7,709	10,486
	Accrued Interest on Dr. J R Rele Award Fund Investments	2,165	3,302
	Accrued Interest on Dr. K. Srinivasan Award Fund Investments	228	283
	Accrued Interest on Dr. P. N. Mari Bhat Award Fund Investments	1,210	1,576
	Accrued Interest on Hostel Improvement Fund Investment	378,362	451,250
	Accrued Interest on Institute Development Fund Investment	7,581,242	10,290,533
	Accrued Interest on NPF Investments	26,230	-
	Accrued Interest on Short Term Deposit	2,266,377	4,449,352
	Accrued Interest on Asha Bhende Award	1,833	2,117
		11,617,079	17,364,255

International Institute for Population Sciences

Groupings forming part of Schedules

(In Rs.)

Sr.No	Particulars	For Year Ended 31st March	
		2016	2015
22	Grant Receivable		
	Grant Accrued but not Due	708,854,027	637,919,349
		708,854,027	637,919,349
	Current Liabilities & Provision		
23	Provision for Exepenses		
	Salary	7,756,643	6,544,155
	Institutes Contribution to funds	160,306	112,102
	Seminar in Demography	201,304	20,748
	Electricity	-	506,540
	Maintenance of Admn. Building	178,922	144,960
	Rates & Taxes	17,571	41,260
	Repairs & Maintanance-Computer	291,680	248,990
	Fellowship in Demography	1,576,362	2,100,641
	Repairs & Maintanance-Equipment	50,150	99,502
	Pension Fund Commutation	-	152,272
	D.C.R.G.	-	27,808
	Telephone	7,891	27,230
	Fuel & Petrol Charges	-	12,268
	Courier Chrages	-	5,361
	Monthly Pension & Retirement Benefits	2,077,107	1,719,617
	Audit Fees Payable	-	40,169
	VSNL & Net Registration	-	20,157
	Leave Travel & Concession	7,340	-
	Research Project	254,109	315,688
	Professional Fees	38,000	19,000
	Extra Work Allowance	2,203	-
	Convocation/Founders Day Expenses	6,640	-
	Outsourcing Services	508,148	578,591
	Maintenance of Staff Quarter	178,922	419,587
	Maintenance of Hostel Building	178,922	29,773
	Maintenance of Vehicles	-	27,150
	Security Charges	348,691	336,719
	Children Education Fee	419,971	405,207
	Legal Charges	18,000	6,000
	Medical Charges	458,470	327,724
	Internet Charges	24,447	-
	Stationery and Printing	-	76,782
	Maint of Academic Bldg.	178,922	-
	Travelling Allowance Foreign	50,000	-
	UGC Grant in Fellowship	6,527,057	-
	Excess of Expenditure over income	28,090	-
		21,545,868	14,366,001
24	Acturial Liability		
	Gratuity	43,098,450	38,703,819
	Leave Encashment	48,131,102	41,865,105
	Pension	617,624,475	557,350,425
		708,854,027	637,919,349

International Institute for Population Sciences

Groupings forming part of Schedules

(In Rs.)

Sr.No	Particulars	For Year Ended 31st March	
		2016	2015
25	Consolidating Projects		
	Population Envis	8,616	176,910
	Extra Mural Studies	4,292,825	3,283,105
	Nihon Project	218,171	218,171
	IIPS CWW Project	960,780	-
	Wellcome Trust Project	-	115,117
		5,480,392	3,793,303
26	Deposit		
	Ramesh Book Binder	-	-
	Kakkar Services	5,000	5,000
	Contractors	2,775,424	2,649,631
	Deposit on issue of Library Book	414,234	420,734
	Amar Book Binder	5,000	5,000
		3,199,658	3,080,365
27	Fellowship Payable		
	Rajiv Gandhi National Fellowship	-	-
	ICSSR Fellowship	22,176	18,111
		22,176	18,111
28	Fund Interest		
	CPF/GPF Investment Interest(Payable to Staff)	7,724,838	5,527,232
	Interest on Students awards fund (To be utilised for Expenses on awards)		
		382,131	322,461
	Interest received on Government Securities	85,350	1,996,719
	FCRA Saving Bank Interest	1,085,373	-
		9,277,692	7,846,412
29	Regular Courses		
	Short Term Course ISS (CSO)	158,995	292,995
	UGC Grant in Fellowship	(4,948,974)	5,066,506
	STTC Foreign	50,131	50,131
		(4,739,848)	5,409,632
30	Sundry Creditors		
	<u>Provision for Fixed Assets</u>		
	Equipment	-	26,007
	Computer & Peripherals	280,630	105,740
	Library Books	25,460	-
	Platinum Architectural	-	-
		306,090	131,747
31	Non Consolidating Projects		
	FCRA-IIPS STC/Other Funds A/c	84,279	81,730
	FCRA-LASI Project	80	60
	IIPS NFHS - Processing Fee	2,912,500	2,840,000
	STC ORG Project	-	188,227
	IIPS NFHS - 4 Project	96,655,519	40,605,666
	NFHS Project	20	20
	IIPS UPAl Project	5,723,770	-
		105,376,168	43,715,703

International Institute for Population Sciences

Groupings forming part of Schedules

(In Rs.)

Sr.No	Particulars	For Year Ended 31st March	
		2016	2015
32	Other Liabilities		
	Undisbursed Payments	18,798	17,838
	Profession Tax Payable	20,875	-
	CTD	990	1,000
	Staff Welfare Fund	21,000	21,000
	Prepaid Income - Tuition Fee	729,525	1,137,344
	Employees Co-op Cr. Soct.	-	5,000
	Insurance Premium LIC	318	(11)
	FIR Certificate Charges Payable	500	340
	Income Tax Payable	21,630	-
	BHU A/c	15,484	-
	NIFT Gratuity	549,703	-
	TDS Payable	1,535	-
	UGC Grant in Fellowship Payable	5,142,735	-
		6,523,093	1,182,511

Calculation of Depreciation for the period 01/04/2015 to 31/3/2016

DESCRIPTION OF THE ASSETS	Gross Block			Depreciation						WDV as on 31.03.2016 (Rs.)	WDV as on 31.03.2015 (Rs.)		
	As on 01/04/2015	Addition	Adjustments Disposal / sale (Rs.)	As on 31/03/2016	Accumulated Depreciation as on 01/04/2015	On balances as of 01/04/2015	Depreciation to be reversed due to error in earlier years	On Additions	On Deletions 2015-16			Amount written off	Total Depreciation as on 31/03/2016
LAND:													
a) Freehold	104,429	-	-	104,429	-	-	-	-	-	-	-	104,429	
b) Leasehold	-	-	-	-	-	-	-	-	-	-	-	-	
104,429				104,429								104,429	
BUILDINGS:													
Buildings	87,706,489	47,158,847	-	134,865,336	13,598,797	2,192,660	-	1,178,971	6,043	-	16,964,385	117,900,950	74,107,691
Staff Quarters at Nerul	9,095,082	-	-	9,095,082	1,475,158	227,377	-	-	-	-	1,702,535	7,392,547	7,619,924
96,801,571	47,158,847			143,960,418	15,073,955	2,420,037		1,178,971	6,043		18,666,920	125,293,497	81,727,615
PLANTS & MACHINERY													
Equipments	24,355,957	2,657,559	-	27,013,516	9,691,838	2,433,622	-	79,306	-	-	12,204,766	14,808,750	14,664,119
Computer & Peripherals	30,505,405	2,548,328	-	33,053,733	30,286,325	268,355	-	347,386	-	-	30,902,067	2,151,666	219,079
Motor Vehicles	2,407,197	-	-	2,407,197	1,484,144	240,720	-	-	-	-	1,724,863	682,334	923,053
IT and Software Package	16,043,821	5,265,035	-	21,308,856	12,411,393	2,424,740	-	145,559	-	-	14,981,692	6,327,164	3,632,428
73,312,380	10,470,922			83,783,302	53,873,700	5,367,437		572,251			59,813,389	23,969,913	19,438,679
FURNITURE AND FIXTURES													
	16,730,426	744,704	-	17,475,130	10,186,059	1,673,043	-	24,977	-	-	11,884,079	5,591,051	6,544,367
16,730,426	744,704			17,475,130	10,186,059	1,673,043		24,977			11,884,079	5,591,051	6,544,367
LIBRARY BOOKS													
	72,593,453	13,360,722	1,336,864	84,617,311	-	-	-	-	-	-	-	84,617,311	72,593,453
72,593,453	13,360,722	1,336,864		84,617,311								84,617,311	72,593,453
CAPITAL WORK-IN PROGRESS													
Capital WIP CPWD New Hostel	19,438,686	2,900,743	-	22,339,429	-	-	-	-	-	-	-	-	-
Capita WIP-New Project Constn Work	10,025,205	-	-	10,025,205	-	-	-	-	-	-	-	22,339,429	19,438,686
Capita WIP-Library	46,998,824	-	46,998,824	93,997,648	-	-	-	-	-	-	-	10,025,205	10,025,205
Capital WIP CPWD Academic Bldg.	9,976,717	-	3,060,766	6,915,951	-	-	-	-	-	-	-	6,915,951	9,976,717
Capital WIP CPWD Staff Qtrs	334,479	-	-	334,479	-	-	-	-	-	-	-	334,479	334,479
86,773,911	2,900,743	50,059,590		39,615,064	-							39,615,064	86,773,911
346,316,170	74,635,938	51,396,454		369,555,654	79,133,715	9,460,517		1,776,200	6,043		90,364,388	279,191,265	267,182,454
TOTAL OF CURRENT YEAR													
322,637,504	27,111,011	3,432,344		346,316,170	68,672,584	9,646,523		814,607			79,133,715	267,182,456	254,522,882
TOTAL OF PREVIOUS YEAR													

International Institute for Population Sciences

Notes annexed to and forming part of the statement of affairs as at 31st March 2016, Receipts and Payment account and Income and Expenditure account for the year ended 31st March 2016.

Statement of Significant Accounting Policies followed in the Compilation of the Accounts:

a) **Basis for Preparation of Accounts:**

The Financial Statements are prepared under historical cost convention on an accrual basis of accounting. The financial statements are prepared on individual basis i.e. Projects having separate Bank accounts have not been incorporated in this financial statement but some project like; Population Environment, CWW, VRS projects are merged in IIPS and not having their separate bank accounts. Statements are prepared in accordance with the generally accepted accounting principles in India to adhere to the common format of financial statements for central autonomous bodies issued by Comptroller and Auditor General of India and to comply with the accounting standard issued by the Institute of Chartered Accountant of India to the extent applicable.

b) **Uses of Estimates:**

The preparation of financial statements, in conformity with the generally accepted accounting principles, requires estimates and assumptions to be made that affects the reported amounts of assets and liabilities on the date of financial statements and the reported amounts of revenues and expenses during the year under report. Difference between the actual results and estimates are recognized in the year in which the results are known/ materialized.

c) **Depreciation:**

Depreciation on Fixed Assets is provided on straight line method at the rates approved by the Executive Council of Institute. No Depreciation is provided on Library books. Depreciation on addition to Assets during the year is provided on pro rata basis commencing from the month during which the asset is purchased.

d) **Revenue Recognition:**

All Incomes are recognized on accrual basis. All grants received by Institute also shown in income.

e) **Fixed Assets:**

All Fixed Assets are stated at cost of acquisition less accumulated depreciation. Costs comprises of purchase price, pre-operative cost, and costs of bringing the assets to its working condition for its intended use.

f) **Foreign Exchange Transaction:**

Transactions in foreign currencies are recorded at the exchange rates prevailing on the date of the transactions.

- g) **Grants:**
The grants received are under Non Plan (Salaries and General) and Plan (Capital and General)
- **Capital Grant -**
Grant received from government and recorded in the books as Capital Grants towards fixed assets is treated as deferred income and is carried forward as a capital fund. Such grant is allocated on systematic and rational basis over the useful life of the assets to Income and Expenditure account over the period in proportion to depreciation charged.
 - **Non Plan – Salaries -**
All grants received whether it is Capital or Revenue Initially recognized in income and expenditure account and later on transfer into respective fund account.
- h) **Investment :**
Current Investments are carried at lower of cost and fair value which is determined for each individual investment. Government of India Securities is carried at cost since the management's intention is to hold them till maturity.
- i) **Retirement Benefit:**
- **Contributory Provident Fund -**
All the permanent employees of the Institute are entitled to receive benefits under the Provident Fund; a defined contribution plan in which both the employee and the Institute contribute monthly at a stipulated rate as specified by the Government. The Institute has no liability for future Provident Fund benefits other than its annual contribution and yearly accrued interest thereon and recognizes such contributions as an expense in the year in which it is incurred.
 - **Pension and Gratuity -**
The Institute provides for Pension and Gratuity under a defined benefit retirement plan covering eligible employees. The plan provides for lump sum payments to employees at retirement, death while in employment or on termination of employment. The Institute accounts for liability of future gratuity benefits based on an external actuarial valuation carried out annually for assessing liability.
 - **Leave Encashment -**
Leave encashment to be payable in future are provided for based on actuarial valuation.
- j) **Provisions:**
A provision is recognized when the Institute has a present obligation as a result of a past event; it is probable that outflow of resources will be required to settle the obligation and in respect of which a reliable estimate can be made.
- k) **Change in Accounting Policies:**
All type of Transactions related to Institute development fund, Hostel improvement fund and General pool honorarium are routed through Income and Expenditure account and later given accounting treatment. This change in accounting policies is applied on a

prospective basis as restatement of previous reporting periods cannot be reliably measured by applying new accounting policies. This change in accounting policy is applied to provide reliable and more relevant information about an entity's financial position and operating performance.

Notes to Accounts:

a) Fixed Assets:

Fixed assets cost comprises of the purchase price and other attributable cost of bringing the asset to its working condition for its intended use. Fixed Assets are shown at cost less depreciation.

b) Earmarked fund & Fund Interest:

Earmarked fund consist of sums set aside for utilization towards specified purpose of Provident Fund, Pension Fund & Student's Award Fund. The said sum is invested in Interest bearing Securities. Interest on such fund is reflected separately as liability in "Fund Interest account".

c) Foreign Currency transactions:

The grants received from foreign agencies to execute various projects are translated at Exchange rates indicated by bank at the time of receipt.

d) Employee Benefit:

Assumptions:

Particular	Basis of Assumption
Mortality	Mortality rates as given under Indian Assured Lives Mortality (2006-08) Ultimate.
Retirement Age	Considered the retirement age of all employees as 60 & 62 Years, as advised by the company.
Attrition Rate	Attrition rate represents employee turnover other than on account of retirement, death or disablement. It is dependent on the nature of business carried out by the organization and retention policy of organization.
Salary Escalation Rate	Estimate of future salary increase has been done on the basis of current salary suitably projected for future, beginning from the end of first year taking into consideration the general trend in inflation, seniority, promotion and other relevant factors, such as supply and demand in the employment market.
Discount Rate	The rate used to discount post-employment benefit obligations reflects the estimated timing of benefit payment and the currency in which the benefits are to be paid.

Rates:

Particular	Rate in %(per annum)
Attrition Rate	2.00
Salary Escalation Rate	5.00
Discount Rate	7.81

Long term employee benefits (Unfunded)

Particular	Gratuity	Pension fund	Leave Encashment
Opening balance	38703819	557350425	41865105
Add: Transitional liability recognized during the year	4394631	60274050	6265997
Closing balance	43098450	617624475	48131102

e) **Consolidating and Non-consolidating Projects:**

On receipt of grant the Institute undertakes activity of conducting various surveys relating to Population Sciences. Granting authority can be Government or Foreign/Other Agency. As a legal requirement separate set of books are maintained for Projects funded by foreign agency. Such projects are not consolidated in the books of the Institute. In respect of consolidating projects, Project fund are reflected as Current liability separately.

Statutory dues :

The compliance stated as per the provision of Income Tax Act with respect to Tax deducted at Sources (TDS), Professional Tax (PT), General Provident Fund (GPF), Contributory Provident Fund (CPF) and Pension Scheme have been found to be appropriately complied by the institute .

- f) In the opinion of the management, the current assets, loans and advances have a value of realization in the ordinary course of business, at least equal the amount at which they are stated in the Statement of Affairs.
- g) Deficit of Rs. 30,27,549.37/- need to be write off.
- h) Previous year's figures have been regrouped and reworked wherever necessary.

As per our report attached

For Swaroop Jain & Co.;
Chartered Accountants
FRN No. 112058W

Saurabh Jain
Partner
Membership No. 141336
Place- Mumbai

INTERNATIONAL INSTITUTE FOR POPULATION SCIENCES
(Accompaniment of Balance Sheet as on 31/03/2016)

ANNEXURE - I :- Details of Land & Buildings of the Institute

Sl	Particulars of the Asset	Gross Block			Depreciation @ 2.5%					WDV as on 31.03.2016 (Rs.)	WDV as on 31.03.2015 (Rs.)
		As on 01/04/2015	Addition	Adjustments Disposal / sale (Rs.)	As on 31/03/2016	Accumulated Depreciation as on 01/04/2015	On balances as of 01/04/2015	On Addition	On Deletions 2015-16	Total Depreciation as on 31/03/2016	
		(1)	(2)	(3)	(4)	(5)	(6)	(7)	(8)	(9)	(10)
A	Land on Freehold Property	104,429	-	-	104,429	-	-	-	-	-	104,429
B	Building	104,429	-	-	104,429	-	-	-	-	-	104,429
1	Main Building	8,759,785	-	-	8,759,785	1,522,518	218,995	-	-	1,741,512	7,237,267
2	Development Internal Roads, Pavement	2,396,292	-	-	2,396,292	419,781	59,907	-	-	479,689	1,916,603
3	Hosel Building (old)	8,618,466	(2,900,743)	-	5,717,723	990,662	215,462	(72,519)	6,043	1,136,562	4,581,161
4	Director's Bungalow	276,590	-	-	276,590	48,403	6,915	-	-	55,317	221,272
5	Staff Qtrs. Type I to IV & Servant Qtrs.	9,297,613	-	-	9,297,613	1,665,964	232,440	-	-	1,898,405	7,399,208
IIPS Deonar Campus											
6	Guest House	125,268	-	-	125,268	21,922	3,132	-	-	25,053	100,215
7	Convocation Hall Renovation	1,098,690	-	-	1,098,690	192,271	27,467	-	-	219,739	878,952
8	Academic Building	4,113,921	3,060,766	-	7,174,687	675,532	102,848	76,519	-	854,899	6,319,787
9	Water Reservoir	334,504	-	-	334,504	62,596	8,363	-	-	70,958	263,545
10	Library-Cum Computer Centre Building	4,454,074	46,998,824	-	51,452,898	796,510	111,352	1,174,971	-	2,082,832	49,370,066
11	New Hostel Building	16,858,548	-	-	16,858,548	2,988,896	421,464	-	-	3,410,359	13,448,189
12	Compound Wall, Fencing, UCR Wall,	2,638,323	-	-	2,638,323	461,766	65,958	-	-	527,664	2,110,659
13	Bore Well	45,617	-	-	45,617	7,983	1,140	-	-	9,124	36,493
14	Car Shed	1,079,806	-	-	1,079,806	66,342	26,995	-	-	93,337	986,469
15	Lit	426,953	-	-	426,953	74,717	10,674	-	-	85,391	341,562
16	Recreation Hall, Gym.	399,163	-	-	399,163	69,853	9,979	-	-	79,832	319,331
17	Street Light	600,000	-	-	600,000	105,000	15,000	-	-	120,000	480,000
18	Canteen Renovation	142,000	-	-	142,000	24,931	3,550	-	-	28,481	113,519
19	Renovation Classroom/Seminar Hall	1,422,000	-	-	1,422,000	248,850	35,550	-	-	284,400	1,137,600
20	Sign Board	125,108	-	-	125,108	26,083	3,128	-	-	29,210	95,898
21	A.C. Guard	411,000	-	-	411,000	71,925	10,275	-	-	82,200	328,800
22	Panel Board 440V/NTPN DB	582,842	-	-	582,842	107,438	14,571	-	-	122,009	460,833
23	Badminton Court	51,000	-	-	51,000	8,925	1,275	-	-	10,200	40,800
24	Nallah	23,448,927	-	-	23,448,927	2,930,990	386,221	-	-	3,317,210	19,931,717
		87,706,489	47,158,847	-	134,865,336	13,598,797	2,192,660	1,178,971	6,043	16,964,385	117,900,950
Neerul Quarters											
25	Staff Quarters Neerul Naavi Mumbai	9,095,082	-	-	9,095,082	1,475,158	227,377	-	-	1,702,535	7,392,547
		9,095,082	-	-	9,095,082	1,475,158	227,377	-	-	1,702,535	7,392,547
Total - Building											
		96,801,571	47,158,847	-	143,960,418	15,073,955	2,420,037	1,178,971	6,043	18,666,920	125,293,497
Grand Total-Land & Building											
		96,906,000	47,158,847	-	144,064,847	15,073,955	2,420,037	1,178,971	6,043	18,666,920	125,397,926
											81,832,044

INTERNATIONAL INSTITUTE FOR POPULATION SCIENCES
(Accompaniment of Balance Sheet as on 31/03/2016)
ANNEXURE - II :- Details of Equipment of the Institute

Sl	Particulars of the Asset	Gross Block			Depreciation @ 10%				On Deletions 2015-16	Total Depreciation as on 31/03/2016	WDV as on 31.03.2016 (Rs.)	WDV as on 31.03.2015 (Rs.)
		As on 01/04/2015	Addition	Adjustments/ Disposal / sale (Rs.)	As on 31/03/2016	Accumulated Depreciation as on 01/04/2015	On Addition	On balances as of 01/04/2015				
		(11)	(12)	(13)	(14)	(15)	(16)	(17)	(18)	(19)	(10)	(11)
1	Audio Visual Equipment	976,162	39,747	-	1,015,909	83,369	97,616	3,975	-	184,960	830,949	892,793
2	Franking Machine	291,713	-	-	291,713	163,048	291,713	-	-	192,220	99,493	128,665
3	Typewriters	142,752	-	-	142,752	99,926	14,275	-	-	114,201	28,551	42,826
4	Calculators	135,736	-	-	135,736	94,622	13,574	-	-	108,195	27,541	41,114
5	Micro-Film Camera	1,483	-	-	1,483	1,038	148	-	-	1,187	296	445
6	Recall-Ed Commercial Reader	635	-	-	635	445	64	-	-	508	127	191
7	Gestimeter Dupliator	33,595	-	-	33,595	25,517	3,360	-	-	26,876	6,719	10,079
8	Tape/DVD Recorder	70,135	-	-	70,135	28,001	7,014	-	-	35,014	35,121	42,135
9	Photo Copying Machine	1,456,522	-	-	1,456,522	496,593	145,652	-	-	642,246	814,277	959,929
10	Projections-Screen	421,588	1,458,045	-	1,880,533	1,097,767	42,159	12,158	-	164,083	1,716,450	311,821
11	Air-Conditioners	2,672,407	-	-	2,672,407	1,430,720	267,241	-	-	1,697,961	974,446	1,241,687
12	Printing Press Equipment with	27,038	-	-	27,038	18,927	2,704	-	-	21,631	5,407	8,111
13	Internal Telephone System	73,185	-	-	73,185	51,230	7,319	-	-	58,548	14,637	21,956
14	Tata Internal Telephone System	579,560	-	-	579,560	405,692	57,956	-	-	463,648	115,912	173,868
15	Drilling Machine	5,044	-	-	5,044	3,530	504	-	-	4,035	1,009	1,514
16	Radio	162	-	-	162	113	16	-	-	129	33	49
17	Ladder Aluminium	12,348	-	-	12,348	4,560	1,235	1,868	-	7,662	32,699	7,788
18	Air Coolers	25,230	28,014	-	25,230	13,659	2,523	-	-	16,182	9,048	11,571
19	Public Address System & Accessories	904,529	-	-	904,529	391,006	90,453	-	-	481,459	423,070	513,523
20	Water Coolers/Dispenser	719,697	22,388	-	742,085	365,080	71,970	2,052	-	439,102	302,983	354,617
21	Refrigerators	122,670	(15,480)	-	107,190	42,729	12,267	(645)	-	54,351	52,839	79,941
22	Grass Cutter	17,026	-	-	17,026	7,900	1,703	-	-	9,602	7,424	9,126
23	T.V./LCD Sets	235,302	-	-	235,302	168,077	23,530	-	-	191,607	43,695	67,225
24	Kitchen Equipment	180,470	-	-	180,470	21,329	18,047	-	-	39,376	141,094	159,141
25	Water Pumps	87,346	-	-	87,346	51,740	8,735	-	-	60,474	26,872	35,606
26	Electric Amplifier	470	-	-	470	329	47	1,357	-	1,733	13,537	141
27	Cooking Range/Microwave	25,437	14,800	-	25,437	12,947	2,544	-	-	15,490	9,947	12,490
28	Electric Starter	1,550	-	-	1,550	1,085	155	-	-	1,240	310	465
29	Rice Grinder	1,378	-	-	1,378	968	138	-	-	1,103	275	413
30	Postal Weighing Machine	33,897	-	-	33,897	20,153	3,390	-	-	23,542	10,355	13,744
31	Water Heater/Geyser/Boiler	189,134	-	-	189,134	128,121	18,913	-	-	147,035	42,099	61,013
32	Vacuum Cleaner	37,835	-	-	37,835	16,036	3,784	-	-	19,819	18,016	21,800
33	Big Supply	6,636	-	-	6,636	4,446	664	-	-	5,309	1,327	1,990
34	Electronic Stencil Cutter	23,400	-	-	23,400	16,380	2,340	-	-	18,720	4,680	7,020
35	Modi Xerox - 1025 200m	2,005,012	-	-	2,005,012	1,429,921	290,501	-	-	1,630,422	374,590	375,091
36	V. C. R. G 10	16,020	-	-	16,020	11,214	1,602	-	-	12,816	3,204	4,806
37	Photophone Superflex II 16mm Proj Toshiba	15,853	-	-	15,853	11,097	1,585	-	-	12,683	3,170	4,756
38	Overhead Projector	153,744	-	-	153,744	107,620	15,374	-	-	122,995	30,749	46,124

INTERNATIONAL INSTITUTE FOR POPULATION SCIENCES

(Accompaniment of Balance Sheet as on 31/03/2016)

ANNEXURE - II :- Details of Equipment of the Institute

Sl	Particulars of the Asset	Gross Block			Depreciation @ 10%				WDV as on 31.03.2016 (Rs.)	WDV as on 31.03.2015 (Rs.)		
		As on 01/04/2015	Addition	Adjustments Disposal / sale (Rs.)	As on 31/03/2016	Accumulated Depreciation as on 01/04/2015	On balances as of 01/04/2015	On Addition			On Deletions 2015-16	Total Depreciation as on 31/03/2016
		(1)	(2)	(3)	(4)	(5)	(6)	(7)	(8)	(9)	(10)	(11)
39	Photophone Slide Projector	17,214	-	-	17,214	12,049	1,721	-	-	13,771	3,443	5,165
40	Electrical Motor	800	-	-	800	560	80	-	-	640	160	240
41	B.P. Apparatus	7,612	-	-	7,612	2,141	761	-	-	2,902	4,710	5,471
42	EPABEX Systems with Accessory	661,402	-	-	661,402	462,981	66,140	-	-	529,121	132,281	198,421
43	Electric Hoiplate/ Food Service Trolley	52,900	-	-	52,900	37,030	5,290	-	-	42,320	10,580	15,870
44	Krip Cold Refrigerator	8,040	-	-	8,040	9,209	4,170	-	-	8,039	-	(1,169)
45	Canon SLR Digital Camera 400D	172,773	-	-	172,773	73,117	17,277	-	-	90,395	82,378	99,656
46	Dough Heading Machine	29,150	-	-	29,150	20,405	2,915	-	-	23,320	5,830	8,745
47	HCL Photocopier	121,500	-	-	121,500	85,050	12,150	-	-	97,200	24,300	36,450
48	Ureka Water Filter/ Aquaguard	81,318	-	-	81,318	46,302	8,132	-	-	54,434	26,884	35,016
49	Fax Machine	79,671	-	-	79,671	58,539	7,967	-	-	66,506	13,165	21,132
50	Cordless Telephone	12,340	-	-	12,340	6,696	1,234	-	-	7,930	4,410	5,644
51	Telephone Head Set	8,500	-	-	8,500	5,950	850	-	-	6,800	1,700	2,550
52	Infant Meters	203,500	17,000	-	220,500	142,450	20,350	567	-	163,367	57,133	61,050
53	Telephone Instruments	183,228	-	-	183,228	114,026	18,323	-	-	132,348	50,880	69,202
54	Zero B (on Inc filter)	7,390	-	-	7,390	5,173	739	-	-	5,912	1,478	2,217
55	Smoke Detector	10,400	-	-	10,400	7,280	1,040	-	-	8,320	2,080	3,120
56	Emergency Light	14,090	-	-	14,090	10,283	1,469	-	-	11,752	2,938	4,407
57	Ultra violet Tube Light	6,600	-	-	6,600	4,620	660	-	-	5,280	1,320	1,980
58	Data Projector, Slide/LCD Projector	720,478	-	-	720,478	504,567	72,048	-	-	576,615	143,863	215,911
59	Embossing Seal Machine	1,100	-	-	1,100	770	110	-	-	880	220	330
60	Sealing Machine	2,211	-	-	2,211	1,548	221	-	-	1,769	442	663
61	Hand Dryer	4,578	-	-	4,578	3,205	458	-	-	3,663	915	1,373
62	Exhaust/Ceiling Wall Fan	608,081	106,025	-	714,106	107,325	60,808	3,228	-	171,362	542,744	500,756
63	Fire Alarm Inactive Panel	154,713	-	-	154,713	97,279	15,471	-	-	112,751	41,962	57,434
64	Washing Machine	140,325	-	-	140,325	68,541	14,033	-	-	82,573	57,752	71,785
65	Motorized Projector fil	132,750	-	-	132,750	107,306	13,275	-	-	120,581	12,169	25,444
66	Toshiba Projector	185,569	-	-	185,569	150,001	18,557	-	-	168,558	17,011	35,568
67	Paper Shredder	30,800	-	-	30,800	21,817	3,080	-	-	24,897	5,903	8,983
68	Microphone	93,710	-	-	93,710	21,719	9,371	-	-	31,090	62,620	71,991
69	Fake Note/Note Counting Machine	10,575	-	-	10,575	6,610	1,058	-	-	7,667	2,908	3,966
70	Sports Zone	160,000	-	-	160,000	93,418	16,000	-	-	109,418	50,582	66,582
71	UPS	1,385,530	990,316	-	2,376,066	635,207	158,555	53,747	-	847,508	1,728,558	950,343
72	Others & Panel Board Capacitor	523,570	-	-	523,570	234,821	52,357	-	-	287,178	236,392	288,749
73	Display Board/Screen	124,250	-	-	124,250	49,554	12,425	-	-	61,979	62,271	74,696
74	Water Purifier	19,265	-	-	19,265	4,754	1,927	-	-	6,680	12,585	14,512
75	Others	150,434	(26,007)	-	124,427	15,764	15,043	-	-	30,808	93,619	134,670
76	UPS (PC UP)	5,470	-	-	5,470	1,026	547	-	-	1,573	3,897	4,444
77	Attendance System	45,185	-	-	45,185	9,372	4,519	-	-	13,890	31,295	35,814
78	CCTV Camera	184,683	10,912	-	195,595	36,338	18,468	1,000	-	55,806	139,789	148,345
79	Digital Census Volumes	619,960	-	-	619,960	123,992	61,996	-	-	185,988	433,972	495,968
80	Scanner	-	10,700	-	10,700	-	-	-	-	-	10,700	-
81	Server Equipment	5,470,971	-	-	5,470,971	455,914	547,097	-	-	1,003,011	4,467,960	5,015,057
	GRAND TOTAL	24,355,957	2,657,559	-	27,013,516	9,691,838	2,433,622	79,306	-	12,204,766	14,808,750	14,664,119

INTERNATIONAL INSTITUTE FOR POPULATION SCIENCES

(Accompaniment of Balance Sheet as on 31/03/2016)

ANNEXURE - III :- Details of Computer & Peripherals of the Institute

Sl	Particulars of the Asset	Gross Block			Depreciation @ 30%			On Addition	On Deletions 2015-16	Total Depreciation as on 31/03/2016	WDV as on 31.03.2016 (Rs.)	WDV as on 31.03.2015 (Rs.)
		As on 01/04/2015	Addition	Adjustments Disposal / sale (Rs.)	As on 31/03/2016	Accumulated Depreciation as on 01/04/2015	On balances as of 01/04/2015					
		(1)	(2)	(3)	(4)	(6)	(9)	(10)	(11)	(12)	(13)	(14)
1	IBM Machines	2,820	-	-	2,820	2,819	-	-	-	2,819	-	-
2	20 PCs & 10 Printers (UNPPA)	1,381,963	-	-	1,381,963	1,381,962	-	-	-	1,381,962	-	-
3	MCI Micro Computer	11,380	-	-	11,380	-	-	-	-	11,379	-	-
4	Micro Computer	367,229	-	-	367,229	367,228	-	-	-	367,228	-	-
5	Computer Accessories including MODEM, Web Cam, Speaker	815,730	(22,447)	-	793,283	661,014	81,573	346	-	742,933	50,350	154,716
6	Computer (PC) with Upgradation	17,617,843	1,537,363	-	19,155,206	17,617,842	-	234,875	-	17,852,717	1,302,489	-
7	Lan System Computer	1,060,736	-	-	1,060,736	1,060,735	-	-	-	1,060,735	-	-
8	SX Computer with Ms-Dos	468,600	-	-	468,600	468,599	-	-	-	468,599	-	-
9	Laser Jet Printer	1,867,824	915,250	-	2,783,074	1,803,480	186,782	101,130	-	2,091,392	691,682	64,344
10	UNET SERVER, E-Mail SERVER	1,460,107	-	-	1,460,107	1,460,106	-	-	-	1,460,106	-	-
11	Scanner CIP Scangel 4 CSK with SCSI	331,066	-	-	331,066	331,065	-	-	-	331,065	-	-
12	Dot Matrix Printer & Live Printer	528,923	-	-	528,923	528,922	-	-	-	528,922	-	-
13	C. D. Rom	191,613	-	-	191,613	191,612	-	-	-	191,612	-	-
14	C.D/DVD Writer	96,609	-	-	96,609	96,608	-	-	-	96,608	-	-
15	Laptop/Voice Book	2,652,533	80,312	-	2,732,845	2,652,532	-	4,016	-	2,656,548	76,297	-
16	CD Rom Drive	27,769	-	-	27,769	27,768	-	-	-	27,768	-	-
17	Lan System	224,892	-	-	224,891	224,891	-	-	-	224,891	-	-
18	Pen Drive	129,260	(7,250)	-	122,010	112,009	-	2,900	-	114,909	(4,35)	-
19	Photo Smart Photo Printer	29,120	-	-	29,120	29,120	-	-	-	29,120	0	-
20	Uninterrupted Power Supply (UPS),	907,116	-	-	907,116	907,115	-	-	-	907,115	-	-
21	Router	226,632	20,600	-	247,232	226,631	-	4,120	-	230,751	16,481	-
22	PC with Printer	122,890	-	-	122,890	122,889	-	-	-	122,889	-	-
	GRAND TOTAL	30,505,405	2,548,328	-	33,053,733	30,286,325	268,355	347,386	-	30,902,067	2,151,666	219,079

INTERNATIONAL INSTITUTE FOR POPULATION SCIENCES

(Accompaniment of Balance Sheet as on 31/03/2016)

ANNEXURE - IV :- Details of Vehicles of the Institute

Sl	Particulars of the Asset	Gross Block			Depreciation @ 10%			On Addition	On Deletions 2015-16	Total Depreciation as on 31/03/2016	WDV as on 31.03.2016 (Rs.)	WDV as on 31.03.2015 (Rs.)
		As on 01/04/2015	Addition	Adjustments Disposal / sale (Rs.)	As on 31/03/2016	Accumulated Depreciation as on 01/04/2015	On balances as of 01/04/2015					
		(1)	(2)	(3)	(4)	(5)	(6)	(7)	(8)	(9)	(11)	(11)
1	Bicycle (1)	3,220	-	-	3,220	2,254	322	-	-	2,576	644	966
2	Maruti Gypsy	602,552	-	-	602,552	425,574	60,255	-	-	485,829	116,723	176,978
3	Maruti Suzuki	858,953	-	-	858,953	529,787	85,895	-	-	615,683	243,270	329,166
4	XYLO E-8	942,472	-	-	942,472	526,528	94,247	-	-	620,775	331,697	415,944
	TOTAL	2,407,197	-	-	2,407,197	1,484,144	240,720	-	-	1,724,863	682,334	923,053

INTERNATIONAL INSTITUTE FOR POPULATION SCIENCES

(Accompaniment of Balance Sheet as on 31/03/2016)

ANNEXURE - V :- Details of Software Packages of the Institute

Sl	Particulars of the Asset	Gross Block			Depreciation @ 20%					WDV as on 31.03.2016 (Rs.)	WDV as on 31.03.2015 (Rs.)	
		As on 01/04/2015	Addition	Adjustments Disposal / sale (Rs.)	As on 31/03/2016	Accumulated Depreciation as on 01/04/2015	On balances as of 01/04/2015	On Addition	On Deletions 2015-16			Total Depreciation as on 31/03/2016
		(1)	(2)	(3)	(4)		(6)	(7)	(8)	(9)	(10)	(11)
1	SLIM Package-	367,337	-	-	367,337	367,336	-	-	-	367,336	-	-
2	Windows 2000-	222,726	2,231,206	-	2,453,932	154,259	44,545	51,403	-	250,207	2,203,725	68,467
3	Inflinet	50,000	-	-	50,000	50,000	-	-	-	50,000	-	-
4	Adobe Acrobat Professional	830,116	57,803	-	887,919	580,821	166,023	963	-	747,808	140,111	249,295
5	Anti virus	732,702	-	-	732,702	499,690	146,540	-	-	646,230	86,472	233,012
6	SPSS Version 13	3,757,698	-	-	3,757,698	3,277,538	480,159	-	-	3,757,697	-	480,160
7	Linux Server	568,290	-	-	568,290	568,289	-	-	-	568,289	-	-
8	Internet Facility/Online data	1,359,453	2,450,512	-	3,809,965	1,310,187	271,891	40,842	-	1,622,919	2,187,046	49,266
9	AKRUTI Office 2004	26,000	-	-	26,000	26,000	-	-	-	26,000	-	-
10	End Note	88,924	-	-	88,924	88,924	-	-	-	88,924	-	-
11	ISTOR	1,163,160	-	-	1,163,160	1,163,159	-	-	-	1,163,159	-	-
12	STATA	82,927	15,470	-	98,397	75,673	16,585	1,805	-	94,063	4,334	7,254
13	Tally 9	19,224	13,740	-	32,964	11,369	3,845	916	-	16,130	16,834	7,855
14	Campus Agreement Microsoft	244,688	-	-	244,688	244,688	-	-	-	244,688	-	-
15	Coal draw	59,797	-	-	59,797	58,800	996	-	-	59,796	-	997
16	Arc View Lab Package	1,470,000	-	-	1,470,000	906,500	294,000	-	-	1,200,500	269,500	563,500
17	MTNL Channel Connectivity Depo@10%	4,963,500	-	-	4,963,500	3,019,463	992,700	-	-	4,012,163	951,338	1,944,038
18	N vivo software	37,279	496,304	-	496,304	-	-	49,630	-	49,630	446,674	-
19	Visual Studio Prof 2013	-	-	-	37,279	8,699	7,456	-	-	16,155	21,124	28,580
	TOTAL	16,043,821	5,265,035	-	21,308,856	12,411,393	2,424,740	145,559	-	14,981,692	6,327,164	3,632,428

INTERNATIONAL INSTITUTE FOR POPULATION SCIENCES

(Accompaniment of Balance Sheet as on 31/03/2016)

ANNEXURE - VI :- Details of Furniture and Fittings of the Institute

Sl	Particulars of the Asset	Gross Block			Depreciation @ 10%						WDV as on 31.03.2016 (Rs.)	WDV as on 31.03.2015 (Rs.)
		As on 01/04/2015	Addition	Adjustments Disposal/ sale (Rs.)	As on 31/03/2016	Accumulated Depreciation as on 01/04/2015	On balances as of 01/04/2015	On Addition	On Deletions 2015-16	Total Depreciation as on 31/03/2016		
		(1)	(2)	(3)	(4)	(5)	(6)	(7)	(8)	(9)	(10)	(11)
1	Steel Furniture	8,463,013	509,241	-	8,972,254	5,453,512	846,301	15,462	-	6,315,275	2,856,979	3,009,501
2	Wooden Furniture	6,799,454	200,506	-	6,999,960	3,863,895	679,945	7,180	-	4,551,020	2,448,940	2,935,559
3	Misc. Items	1,467,960	34,957	-	1,502,917	868,653	146,796	2,335	-	1,017,784	485,131	599,307
	TOTAL	16,730,426	744,704	-	17,475,130	10,186,059	1,673,043	24,977	-	11,884,079	5,591,051	6,544,367

International Institute for Population Sciences
ANNEXURE VII

Details of Capital Items Met from "Improvement of Hostel Accommodation Fund A/c."

Accompaniment of Balance Sheet as on 31/03/2016

SL	Name of the Asset	As on 01/04/2015	Additions (Rs.)	Adjustments / Disposal / sale (Rs.)	As on 31/03/2016
	(1)	(2)	(3)	(4)	(5)
A.	Machinery and Equipments				
1	Typewriter	8,845	-	-	8,845
2	Refrigerator	48,289	-	-	48,289
3	Sound System	47,203	-	-	47,203
4	Air Cooler	2,560	-	-	2,560
5	Water Heater / Geyser	35,576	-	-	35,576
6	Water Cooler	91,571	-	-	91,571
7	T. V.	155,081	-	-	155,081
8	Cooking Range	37,772	-	-	37,772
9	Air Conditioner	70,449	-	-	70,449
10	Bicycle	1,670	-	-	1,670
11	Exercise Equipment- Magnatic Tread Mill	15,000	-	-	15,000
12	Mixer/Grinder	15,695	-	-	15,695
13	Kitchen Items	31,386	-	-	31,386
14	Venetition Blinds	21,060	-	-	21,060
	TOTAL (A)	582,157	-	-	582,157
B.	Furniture & Fittings				
1	Steel Furniture	380,733	-	-	380,733
2	Wooden Furniture	443,302	-	-	443,302
3	Ceiling Fans, Chairs	33,000	-	-	33,000
	TOTAL (B)	857,035	-	-	857,035
	TOTAL (A+ B)	1,439,192	-	-	1,439,192

International Institute for Population Sciences
ANNEXURE - VIII

Details of Capital Items Met from "Institute Development Fund A/c"
Accompaniment of Balance Sheet as on 31/03/2016

Sl	Name of the Asset	As on 01/04/2015	Additions (Rs.)	Adjustments / Disposal / sale (Rs.)	As on 31/03/2016
	(1)	(2)	(3)	(4)	(5)
A.	Machinery and Equipments				
1	Air Conditioner	232,351	-	-	232,351
2	Overhead Projector & Screen	29,919	-	-	29,919
3	Vacuum Cleaner	14,700	-	-	14,700
4	Cordless Mike	28,550	-	-	28,550
5	Aqua- Guard Filter	18,270	-	-	18,270
6	Amplifier & Microphone	25,945	-	-	25,945
7	Telephone Instrument	10,140	-	-	10,140
8	P.C. & P C Upgradation	518,500	-	-	518,500
	TOTAL (A)	878,375	-	-	878,375
B.	Furniture & Fittings				
1	Steel Furniture	142,910	-	-	142,910
2	Wooden Furniture	54,736	-	-	54,736
3	Ceiling Fans, Chairs	50,950	-	-	50,950
	TOTAL (B)	248,596	-	-	248,596
C.	Infra Structure				
1	Air-conditioning of Convocation Hall	975,000	-	-	975,000
	TOTAL (C)	975,000	-	-	975,000
	TOTAL (A+ B+C)	2,101,971	-	-	2,101,971

International Institute for Population Sciences
ANNEXURE-IX

Projects Accounts for the Year 2015- 2016

Sl	Name of the Project (1)	As on 01/04/2015 (2)	Receipt (2015-16) (3)	Expenditure (2015-16) (4)	Transfer to Institute Development fund (5)	Transfer to General Pool Honorary (6)	As on 31/03/2016 (7)
1	UN Assistance to Inst.A/c. (EMS)	3,283,105	1,608,333	598,613			4,292,825
2	POP ENVIS	176,910	855,959	1,024,253			8,616
3	STTC Foreign	50,131	-	-	-		50,131
4	NIHON PROJECT	218,171	-	-	-		218,171
5	VRS (RGI) PROJECT	(207,388)	207,388	-	-		-
6	Wellcome Trust Project A/c	115,117	-	115,117	-		-
7	Kusuma	-	-	-	-		-
8	IIPS CWW Project	-	987,877	27,097			960,780
	TOTAL	3,636,046	3,659,557	1,765,080	-	-	5,530,523

International Institute for Population Sciences
ANNEXURE - XA
Details of Revenue Grants Received For 2015-2016 from Foreign/Other Agencies

Sr. No.	Funding Agency / Name of the Project	Opening Balance as on 01-04-2015	Addition (2015-16)	Other Receipts / Adjustments (2015-16 (Rs.))	Interest (2015-16)	Expenditure (2015-16)	Grant Repaid	Grant up till 31/03/2016
	1	2	3	4	5	6	7	8
1	FHWS Project	1,004,779	-	-	40,470	499,536	-	545,713
2	WHO-SAGE Project	29,547,905	4,641,300	-	-	30,943,974	-	3,245,231
3	LASI Project	22,867,058	147,436,589	-	1,346,824	16,191,531	1,419,138	154,040,002
4	CNSM Project	3,044,122	-	-	89,947	1,719,011	-	1,415,058
5	DLHS 4	5,68,62,254	-	657,991	311,833	47,432,720	-	10,399,358
6	NFHS 4	398,830,905	375,681,087	-	14,169,288	564,441,918	-	224,239,362
7	CNSG Project	108,121	3,930,000	-	32,901	1,189,625	-	2,881,397
10	UPAI Project	19,480,931	7,654,305	-	480,892	23,621,388	-	3,994,740
	TOTAL	531,746,075	539,343,281	657,991	16,472,155	686,039,503	1,419,138	400,760,861

ANNEXURE - XB
Details of Capital Grants Received For 2015-2016 from Foreign/Other Agencies

Sr. No.	Funding Agency / Name of the Project	Grant Received up till 01/04/2015	Addition (2015-16)	Accumulated Depreciation up till 01/04/2015	Depreciation (2015-16)	Transfer	Grant up till 31/03/2016
1	2	3	4	5	6	7	
1	WHO-SAGE Project	893,396	4,310,883	463,137	1,470,994	-	3,270,148
2	LASI Project	1,795,637	4,414,572	1,217,011	912,857	-	4,080,341
3	CNSM Project	1,624,447	-	1,107,867	239,013	-	277,567
4	FHWS Project	73,567	-	70,624	470	-	2,473
5	CNSG Project	16,740	-	1,275	4,182	-	11,283
6	DLHS 4	38,619,256	-	23,867,858	1,060,114	13,555,813	135,471
7	NFHS - 4	48,769,536	266,391	5,712,491	13,216,199	-	30,107,237
8	UPAI - Project	250,808	-	70,510	75,449	-	104,849
	TOTAL	92,043,387	8,991,846	32,510,773	16,979,278	13,555,813	37,989,369

Sr. No.	Purpose of Grants	Unutilised Balance of Grant to end of 2014-15 (Rs.)	Total Grant Recd.during 2015-16 (Rs.)	Adjustments	Total Grant Re-Appropriated from other heads during 2015-16 (Rs./Refund)	Other Receipts during 2015-16 (Rs.)	Total	Expenditure (Incl provision) for the year 2015-16 (Rs.)*	Unutilised Balance of Grant to end of 2015-16 (Rs.)*
	(1)	(2)	(3)		(3)	(4)	(5)	(6)	(7)
1.	NON PLAN - General	1,697,053	55,525,000		-	24,445,223	81,667,276	59,752,697	21,914,579
	NON PLAN - Salaries	660,816	87,539,000		-	-	88,199,816	85,343,166	2,856,650
	Total Grant A	2,357,869	143,064,000	-	-	24,445,223	169,867,092	145,095,863	24,771,229
2.	PLAN - General	745,305	44,003,000		-	-	44,748,305	48,896,816	(4,148,512)
	PLAN - Capital Expenditure	(1,028,669)	7,500,000	-	-	-	6,471,331	5,205,887	1,265,444
	Total Grant B	(283,365)	51,503,000	-	-	-	51,219,636	54,102,703	(2,883,068)
3.	Grant Accrued but not due (Actuarial Liability)	(637,919,349)	-		-		(637,919,349)	70,934,678	(708,854,027)
	Total Grant C	(637,919,349)	-	-	-	-	(637,919,349)	70,934,678	(708,854,027)
	Total A + B + C	(635,844,845)	194,567,000	-	-	24,445,223	(416,832,622)	270,133,244	(686,965,866)

Note

- * Expenditure (Incl provision) for the year 2015-16 (Rs.)
Expenditure includes Provision for Expenses & Fixed Assets of Current F.Y.2015-16

Statement Showing Unutilised Grant to End of 2015-16

Grants Received Vide Letter No. GOI				Details of unspent balance 31/03/2016 (Rs.)	
A. NON PLAN				A. NON PLAN	
			Rs.		Rs.
NON-PLAN SALARIES				Non Plan General	21,914,579
1	No.G.20011/21/2015-Stats (IIPS)	29th June 2015	26,339,000		
2	Nil	14th October 2015	26,376,000		
3	No.G.20011/21/2015-Stats (IIPS)	22nd December 20	14,124,000		
4	No.G.20011/21/2015-Stats (IIPS)	26th February 2016	20,700,000	Non Plan Salaries	2,856,650
NON-PLAN GENERAL					
1	No.G.20011/21/2015-Stats (IIPS)	29th June 2015	13,350,000		
2	Nil	14th October 2015	16,000,000		
3	No.G.20011/21/2015-Stats (IIPS)	22nd December 20	13,075,000		
4	No.G.20011/21/2015-Stats (IIPS)	26th February 2016	13,100,000		
TOTAL (A)			143,064,000		24,771,229
B. PLAN				B. PLAN	
PLAN CAPITAL			Rs.	Plan General	(4,148,512)
1	No.G.20011/21/2015-Stats (IIPS)	29th June 2015	2,000,000		
2	Nil	14th October 2015	1,066,000		
3	No.G.20011/21/2015-Stats (IIPS)	22nd December 20	4,434,000		
PLAN GENERAL				Plan Capital	1,265,444
1	No.G.20011/21/2015-Stats (IIPS)	29th June 2015	15,303,000		
2	Nil	14th October 2015	9,054,000		
3	No.G.20011/21/2015-Stats (IIPS)	22nd December 20	19,646,000		
Total (B)			51,503,000		(2,883,068)
Total (A + B)			194,567,000	Total	21,888,161

In terms of our report of even date attached.

Certified that the amounts have been utilized for the purpose for which they were intended.

For: Swaroop Jain & Co.
Chartered Accountants
FRN No. 112058W

For International Institute for Population Sciences

CA Saurabh Jain
Partner
Membership No.141336
Place: Mumbai
Date: 08/08/2016

R.V. Rathod
Asst. Finance Officer

Dr. F. Ram
Director & Sr. Professor

INTERNATIONAL INSTITUTE FOR POPULATION SCIENCES

Institute's replies to Audit Notes for the year 2015-2016

SCHEDULE - "16"

Statement of Significant Accounting Policies followed in Compilation of Accounts:

(a) to (k) - Explains the accounting policies of the institute and the audit remarks are for information.

Notes to Accounts

(a to f) Audit remarks are for information.

(g) The writing off of Deficit of Rs.30,27,549.37 has been placed before 81st Meeting of Standing Finance Committee for approval.

(h) Audit remarks are for information.



SWAROOP JAIN & CO.

CHARTERED ACCOUNTANTS

**H OFF. 802, Wallfort House, Next to Cosmos Bank, Near Citi Centre Mall, S V Road, Goregaon West,
Mumbai-400104 Tel.No:022-28763132, Email:swaroopjain.co@gmail.com Website: swaroopjain.com**

INDEPENDENT AUDITOR'S REPORT

To
The Director,
The International Institute for population Sciences.

Report on the Financial Statements

1. We have audited the accompanying financial statements of "The International Institute for population Sciences (hereinafter referred to as 'IIPS'), which comprise the Balance Sheet as at March 31, 2017, the Statement of Receipts and Payments and Income and Expenditure for the year then ended, and a summary of significant accounting policies and other explanatory information.

Management's Responsibility for the Financial Statements

2. The management of the IIPS are responsible for the preparation of these financial statements that give a true and fair view of the financial position, financial performance of the IIPS in accordance with the accounting principles generally accepted in India. This responsibility includes maintenance of adequate accounting records in accordance with the applicable provisions and rules applicable to the IIPS; for safeguarding the assets of the IIPS and for preventing and detecting frauds and other irregularities; selection and application of appropriate accounting policies; making judgments and estimates that are reasonable and prudent; design, implementation and maintenance of adequate internal financial controls, that are operating effectively for ensuring the accuracy and completeness of the accounting records, relevant to the preparation and presentation of the financial statements that give a true and fair view and are free from material misstatement, whether due to fraud or error.

Auditor's Responsibility

3. Our responsibility is to express an opinion on these financial statements based on our audit. We have taken into account the provisions of the rules, the accounting and auditing standards and matters which are required to be included in the audit report under the provisions of the Act and the Rules made thereunder. We conducted our audit in accordance with the Standards on Auditing specified under Section 143(10) of the Act. Those Standards require that we comply with ethical requirements and plan and perform the audit to obtain reasonable assurance about whether the financial statements are free from material misstatement.
4. An audit involves performing procedures to obtain audit evidence about the amounts and disclosures in the financial statements. The procedures selected depend on the auditor's judgment, including the assessment of the risks of material misstatement of the financial statements, whether due to fraud or error. In making those risk assessments, the auditor considers internal financial control relevant to the IIPS's preparation of the financial statements, that give a true and fair view, in order to design audit procedures that are appropriate in the circumstances, but not for the purpose

Branches:

Bhayandar(Mumbai)

Kishangarh (Rajasthan)

Andheri (Mumbai)



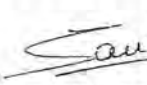
of expressing an opinion on whether the IIPS has in place an adequate internal financial controls system over financial reporting and the operating effectiveness of such controls. An audit also includes evaluating the appropriateness of accounting policies used and the reasonableness of the accounting estimates made by the IIPS's management, as well as evaluating the overall presentation of the financial statements.

5. We believe that the audit evidence we have obtained is sufficient and appropriate to provide a basis for our audit opinion.

Opinion

6. In our opinion and to the best of our information and according to the explanations given to us, the aforesaid financial statements give the information required in the manner so required and give a true and fair view in conformity with the accounting principles generally accepted in India:
- a) In the case of Balance Sheet, the state of affairs of the IIPS as at **31st March 2017**,
 - b) In case of Receipt and Payments account the balance as on **31st March 2017**
 - c) In the case of Income and Expenditure account the balance as on the year ended on that date.

For Swaroop Jain & Co.
Chartered Accountants
ICAI Firm Registration No. 112058W


CA Saurabh Jain
Partner
Place: Mumbai
Date: 10th July 2017



INTERNATIONAL INSTITUTE FOR POPULATION SCIENCES

Govandi Station Road, Deonar, Mumbai- 400 088.

Receipt & Payment for the year 2016-17

Sl	Receipts	Plan	Non-Plan	Others	Total (Rs.)	Sl	Payments	Plan	Non-Plan	Others	Total (Rs.)
PARTICULARS						PARTICULARS					
I	Opening Balances					I	Recurring Expenses				
1	Cash at Bank-SBI A/c No. 54179	(6,381,261.00)	25,750,767.78	(10,568,867.00)	8,800,639.78	A. Salary & Allowances					
2	Cash in hand	-	22,026.00	-	22,026.00	1	Salaries	-	95,746,440	-	95,746,440
3	FCRA SBI Bank A/c No. 57385	-	-	105,424,338.89	105,424,338.89	2	Children Education Allowance	-	713,857	-	713,857
4	Andhra Bank A/c 0817	-	18,940.14	-	18,940.14	3	Leave Travel Concession (LTC)	-	1,411,311	-	1,411,311
5	IDBI Bank A/c 72070	-	-	649,290.70	649,290.70			-	97,871,608	-	97,871,608
6	Andhra Bank (flexi) A/c 40120	-	12,835.50	-	12,835.50						
7	SBI IFS Provident Fund A/c No. 28620	-	-	2,378,891.00	2,378,891.00	B. Establishment Expenses					
		-6,381,261.00	25,804,569.42	97,883,653.59	117,306,962.01	1	Pension	-	24,284,695	-	24,284,695
II	Grant in Aid Non-Plan Salaries	-	110,914,000.00	-	110,914,000.00	2	Extra Work Allowance	-	24,781	-	24,781
	Grant in Aid Non-Plan General	-	34,499,000.00	-	34,499,000.00	3	Medical Charges	-	3,461,182	-	3,461,182
	Grant in Aid Plan Capital	8,734,000.00	-	-	8,734,000.00	4	Security Guards Services	-	4,370,469	-	4,370,469
	Grant in Aid Plan General	53,000,000.00	-	-	53,000,000.00	5	Institutes Contribution 1/w CPF/Ni	-	2,242,763	-	2,242,763
		61,734,000	151,413,000	-	213,147,000	6	DCRG	-	4,098,705	-	4,098,705
						7	Pension Commutation	-	2,271,884	-	2,271,884
								-	40,754,479	-	40,754,479
III	Misc. Receipts					C. Travelling Expenses					
1	Miscellaneous Receipts	-	728,895.08	-	728,895.08	1	Travel Staff - India	-	1,175,674	-	1,175,674
2	License Fee (Rent from staff quarters)	-	195,063.00	-	195,063.00			-	1,175,674	-	1,175,674
3	Students Tuition Fees	-	6,241,800.00	-	6,241,800.00	D. Other Administrative Expenses					
4	Students Room Rent	-	707,839.00	-	707,839.00	i. Office Expenses					
5	Bank Interest	-	2,111,132.91	-	2,111,132.91	1	Advertisement & Publicity	-	696,611	-	696,611
6	Interest Recd. FD Short Term	-	8,821,489.00	-	8,821,489.00	2	Audit Fees	-	141,275	-	141,275
7	Water & Electricity charges	-	46,570.00	-	46,570.00	3	Bank Charges	-	9,474	-	9,474
8	Interest on Staff Advances	-	145,171.00	-	145,171.00	4	Conveyance	-	40,184	-	40,184
9	RTI Information	-	150.00	-	150.00	5	Convocation/Founder Day Exp.	-	347,046	-	347,046
10	Application Form Processing Fee	-	151,500.00	-	151,500.00	6	Electricity Charges	-	5,802,860	-	5,802,860
11	Sale of Data CD	-	1,000.00	-	1,000.00	7	Hindi Workshop Exp.	-	48,052	-	48,052
12	Sale of Scrap-Equipment	-	63,155.00	-	63,155.00	8	Insurance	-	89,678	-	89,678
13	Sale of Tender Forms	-	31,000.00	-	31,000.00	9	Internet Charges	-	262,210	-	262,210
		-	19,244,764.99	-	19,244,764.99	10	Legal Charges	-	65,600	-	65,600
IV	Other & Project Receipts					11	Petrol, Oil and Lubricant	-	98,997	-	98,997
A.	Consolidating Projects					12	Postage & Courier	-	237,193	-	237,193
1	Population Envis Project	-	-	1,479,706.00	1,479,706	13	Professional Fees	-	611,928	-	611,928
		-	-	1,479,706	1,479,706	14	Rates & Taxes	-	1,161,459	-	1,161,459
B.	Non-Consolidating Projects					15	Refreshment Expenses	-	198,490	-	198,490
1	IIPS Swabhiman Project	-	-	2,723,300.00	2,723,300	16	Registration Fee	-	51,100	-	51,100
2	IIPS NFHS5 Project	-	-	67,542.00	67,542	17	Staff Clothing	-	69,852	-	69,852
3	IIPS NFHS4 Project	-	-	185,933,981.00	185,933,981	18	Staff Welfare Activities	-	21,871	-	21,871
		-	-	188,724,823	188,724,823	19	Stationery & Printing	-	1,386,502	-	1,386,502
						20	Sundry Expenses	-	59,649	-	59,649
						21	Telephone Charges	-	88,780	-	88,780
								-	11,488,811	-	11,488,811



Sl	Receipts	Plan	Non-Plan	Others	Total (Rs.)	Sl	Payments	Plan	Non-Plan	Others	Total (Rs.)
	C.Regular Courses						ii. Bldg. & Other Maintenance Charges				
1	EMS Distance Education	-	-	1,134,200.00	1,134,200	1	Academic Building	-	2,357,256	-	2,357,256
						2	Administrative Building	-	1,416,143	-	1,416,143
						3	Directors Bungalow	-	450	-	450
				1,134,200	1,134,200	4	Furniture & Fittings	-	226,569	-	226,569
						5	Garden	-	54,226	-	54,226
						6	Guest House	-	1,588,644	-	1,588,644
						7	Hostel Building	-	1,477,704	-	1,477,704
						8	Institutes Vehicle	-	151,555	-	151,555
						9	Library-cum-Computer Bldg.	-	2,331,174	-	2,331,174
						10	Library	-	110,257	-	110,257
						11	Staff Quarters	-	4,664,498	-	4,664,498
								-	14,378,476	-	14,378,476
	D.Salary Deductions						iii. Computer & Equipment Maintenance Charges				
1	BHU	-	-	46,646.00	46,646	1	Computers	-	1,452,784	-	1,452,784
2	CTD	-	-	44,301.00	44,301	2	Equipments	-	1,711,923	-	1,711,923
3	Employees Co-op. Credit Society	-	-	7,394,600.00	7,394,600			-	3,164,707	-	3,164,707
4	Income Tax	-	-	10,505,314.00	10,505,314		II A. Plan Revenue Expenditure				
5	Insurance Premium LIC	-	-	940,695.40	940,695	1	Fellowship in Demography	27,363,665	-	-	27,363,665
6	Postal Life Insurance	-	-	69,326.00	69,326	2	IT & Software (Rev)	5,279,482	-	-	5,279,482
7	Profession Tax	-	-	419,500.00	419,500	3	Outsourcing Services	3,240,530	-	-	3,240,530
8	Staff Welfare Fund	-	-	11,000.00	11,000	4	Research Project	2,367,101	-	-	2,367,101
9	TDS	-	-	709,962.00	709,962	5	Seminar in Demography	2,537,501	-	-	2,537,501
10	Kurla Nagarik Bank	-	-	24,000.00	24,000	6	Travelling Allowance (Foreign)	674,557	-	-	674,557
11	Group Insurance	-	-	351,025.00	351,025	7	Furniture & Fittings	2,861,326	-	-	2,861,326
				20,516,371	20,516,371	8	Library Books	11,792,408	-	-	11,792,408
						9	IT & Software Packages	276,779	-	-	276,779
								56,393,349	-	-	56,393,349
	E.Fund Interest						II. Assets				
1	CPF/GPF Investments Interest	-	-	2,267,454.00	2,267,454		Grant in Aid (Plan Capital)				
2	CPF/GPF Bank Interest	-	-	178,385.00	178,385	2	Capital WIP CPWD Aca. & Guest H.	4,312,955	-	-	4,312,955
3	Interest on Awards Payable	-	-	48,027.00	48,027	3	Capital WIP CPWD Reno. Lib & Aca	869,835	-	-	869,835
4	Interest on Govt. Securities	-	-	126,000.00	126,000	4	Buildings	4,615,000	-	-	4,615,000
5	Interest on Hostel Imp. Fund	-	-	492,897.00	492,897	5	Staff Quarters at nerul	2,605,877	-	-	2,605,877
						7	Computer & Peripherals	1,325,716	-	-	1,325,716
						8	Equipments	1,990,798	-	-	1,990,798
								15,720,181	-	-	15,720,181
							III Deposits/Advances				
						1	Advances (Contingencies)	-	1,203,502	-	1,203,502
						2	Security Deposit BSES/Reliance	-	40,000	-	40,000
						3	Security Deposit with MSEB	-	750	-	750
						4	Festival Advance	-	207,000	-	207,000
						5	Prepaid Library Books	41,790	-	-	41,790
						6	Prepaid Misc. Of Computer/Equip.	-	7,677	-	7,677
						7	Advance with CPWD	-	247,747	-	247,747
						8	Advance with NIC (Capital)	481,849	-	-	481,849
						9	Advance with NIC (Revenue)	2,807,973	-	-	2,807,973
								3,331,612	1,706,676	-	5,038,288



Sl	Receipts	Plan	Non-Plan	Others	Total (Rs.)	Sl	Payments	Plan	Non-Plan	Others	Total (Rs.)
V Investment/Transfer of Funds						IV Remittances on Deduction from Salaries/ & Other Payments					
A. Investment Short Term Deposit						Salary Deductions					
1	FD against Short Term Deposit -AB	-	-	11,067,319.00	11,067,319	1	BHU	-	-	46,646	46,646
2	FD against Short Term Deposit -PNB	-	-	20,000,000.00	20,000,000	2	CTD	-	-	45,291	45,291
3	FD against Short Term Deposit -SBI	-	-	358,269,097.00	358,269,097	3	Forex Certificate Charges	-	-	325	325
4	FD against Short Term Deposit -VB	-	-	10,000,000.00	10,000,000	4	IIPS Employees Co-Op. Credit Societ	-	-	7,394,600	7,394,600
		-	-	399,336,416	399,336,416	5	Income Tax	-	-	10,526,944	10,526,944
B. Provident Fund Investments						6	Insurance premium LIC	-	-	934,822	934,822
1	FD against CPF/GPF - PNB	-	-	400,000.00	400,000	7	Postal Life Insurance	-	-	69,328	69,328
2	FD against CPF/GPF Govt. Bond	-	-	9,183,771.00	9,183,771	8	Profession Tax	-	-	421,075	421,075
3	FD against CPF/GPF - VR	-	-	27,815,000.00	27,815,000	9	Staff Welfare Fund	-	-	11,000	11,000
		-	-	37,398,771	37,398,771	10	TDS	-	-	710,485	710,485
C. Pension Fund Investments						11	Group Insurance Scheme	-	-	351,475	351,475
1	FD against Pension Fund-VR	-	-	7,050,000.00	7,050,000	12	Kurla Nagarik Bank	-	-	24,000	24,000
		-	-	7,050,000	7,050,000			-	-	20,535,991	20,535,991
D. Students Award Investments						V Other Payments					
1	Dr.Asha Bhende Memorial Award	-	-	100,000.00	100,000	1	EMS Project	-	-	338,855	338,855
2	Dr. Chandrashekarán Award	-	-	360,816.00	360,816	2	IIPS CWW Project	-	-	150,000	150,000
3	Dr. J.R. Relu Award	-	-	30,000.00	30,000	3	Population Envis Project	-	-	1,463,482	1,463,482
4	Dr. K. Srinivasan Award	-	-	15,000.00	15,000	4	Deposit from Contractor	-	-	8,451,331	8,451,331
5	Dr. P.N. Mari Bhai Award	-	-	100,000.00	100,000	5	Library Books Deposit	-	-	166,000	166,000
6	Cash Award CPPI	-	-	1,000.00	1,000	6	Deposit Kakkar Services	-	-	5,000	5,000
		-	-	606,816	606,816	7	GPF Interest Payable	-	-	183,951	183,951
E. Fund Investments						8	Students Dining Hall Deposit	-	-	20,000	20,000
1	FDs Against Hostel Imp. Fund	-	-	5,980,000.00	5,980,000	9	Students Tuition Fee Refund	-	-	229,835	229,835
2	FDs Against Institute Dev. Fund	-	-	143,246,787.00	143,246,787	10	TDS Receivable	-	-	34,487	34,487
		-	-	149,226,787	149,226,787	11	UGC Grant in Fellowship	-	-	13,078,011	13,078,011
VI Deposits/Advances						12	UGC Grant in Fellowship Payable	-	-	5,142,735	5,142,735
1	Advances (Contingencies)	-	-	1,370,752.00	1,370,752	13	Swabhimán Project	-	-	2,723,300	2,723,300
2	Car Advance	-	-	87,920.00	87,920	14	IIPS UPAl Project	-	-	5,723,870	5,723,870
3	Computer Advance	-	-	31,100.00	31,100	15	Rajiv Gandhi National Fellowship	-	-	93,839	93,839
4	Festival Advance	-	-	216,450.00	216,450	16	IIPS NFHS 5 Project	-	-	67,542	67,542
5	House Building Advance	-	-	81,000.00	81,000	17	IIPS LASI Project	-	-	11,110,161	11,110,161
6	Scooter Advance	-	-	86,000.00	86,000	18	IIPS NFHS 4 Project	-	-	282,588,780	282,588,780
		-	-	1,873,222	1,873,222	19	Students Welfare Fund	-	-	12,500	12,500
VII Indirect Receipts								-	-	331,583,679	331,583,679
1	DCRG Retained	-	-	100,000.00	100,000			-	-		
		-	-	100,000	100,000			-	-		



Sl	Receipts	Plan	Non-Plan	Others	Total (Rs.)	Sl	Payments	Plan	Non-Plan	Others	Total (Rs.)
VIII Earmarked/Endowment Fund											
1	New Pension Scheme	-	-	2,214,923.00	2,214,923	VI	Investment/ Transfer of Fund				
2	Contributory Provident Fund	-	-	647,500.00	647,500	A.	Investment Short Term Deposit				
3	General Provident Fund	-	-	12,509,694.00	12,509,694	1	FD Investment STD AB	-	-	9,170,000	9,170,000
		-	-	15,372,117	15,372,117	2	FD Investment STD SBI	-	-	373,800,000	373,800,000
								-	-	382,970,000	382,970,000
IX Reserve & Surplus						B. Investments Pension Fund					
1	Improvement of Hostel Accom.	-	-	485,200.00	485,200	1	FD Investment Pension Fund AB	-	-	1,000,000	1,000,000
2	Institute Development Fund	-	-	22,104,742.00	22,104,742	2	FD Investment Pension Fund VB	-	-	7,050,000	7,050,000
		-	-	22,589,942	22,589,942			-	-	8,050,000	8,050,000
X Fellowship Receivables						C. Investments Provident Fund					
1	Rajiv Gandhi Fell. Receivable	-	-	560,337.00	560,337	1	FD Investment CPF/GPF AB	-	-	6,900,000	6,900,000
2	UGC Fellowship Receivable	-	-	7,382,842.00	7,382,842	2	FD Investment CPF/GPF SBI	-	-	5,000,000	5,000,000
		-	-	7,943,179	7,943,179	3	FD Investment CPF/GPF VB	-	-	27,815,000	27,815,000
								-	-	39,715,000	39,715,000
XI Indirect Expenses						D. Investments Students Award Fund					
1	Last Project	-	-	11,440,261.00	11,440,261	1	Dr. Asha Bhende Award	-	-	100,000	100,000
2	Student Welfare Fund	-	-	12,500.00	12,500	2	Dr. Chandrashekharan Award	-	-	360,816	360,816
		-	-	11,452,761	11,452,761	3	Dr. J.R. Rele Award	-	-	30,000	30,000
						4	Dr. K. Srinivasan Award	-	-	15,000	15,000
						5	Dr. P.N. Marl Bhat Award	-	-	100,000	100,000
						6	Cash Award CPPI A/c	-	-	1,000	1,000
								-	-	606,816	606,816
						E. Investments IIPS Fund					
						1	Hostel Improvement Fund	-	-	5,980,000	5,980,000
						2	Institute Development Fund	-	-	169,746,787	169,746,787
						3	General Pool Honorarium	-	-	2,425,000	2,425,000
						Total N		-	-	178,151,787	178,151,787
						VII Reserve & Surplus					
						1	Improvement of Hostel Accom.	-	-	654,400	654,400
								-	-	654,400	654,400
						VIII Earmarked/Endowment Fund					
						1	New Pension Scheme	-	-	2,214,923	2,214,923
						2	Contributory Provident Fund	-	-	5,601,309	5,601,309
						3	General Provident Fund	-	-	12,149,475	12,149,475
								-	-	19,965,707	19,965,707
Total								75,445,142	170,540,431	982,233,380	1,228,218,953



Receipts					Payments				
SI	Plan	Non-Plan	Others	Total (Rs.)	SI	Plan	Non-Plan	Others	Total (Rs.)
					IX Closing Balance				
1					1	-20,092,403.05	25,751,610.33	2,570,777.90	8,229,985.18
2					2	-	22,618.00		22,618.00
3					3	-	-	4,451,813.15	4,451,813.15
4					4		20,201.14		20,201.14
5					5		111,347.70	-	111,347.70
6					6	-	13,385.50		13,385.50
7					7		-	1,511,984.00	1,511,984.00
8					8			50,531.00	50,531.00
9					9		2,740.50		2,740.50
						-20,092,403.05	25,921,903.17	8,585,106.05	14,414,606.17
	55,352,739.00	196,462,334.41	990,818,485.99	1,242,633,559.40		55,352,739.00	196,462,334.41	990,818,485.99	1,242,633,559.40

* Closing balances of Plan included Plan-capital & Plan General amounting to Rs.(-) 60,53,703/- and Rs.(-) 1,40,38,700/- respectively.

** Closing balances of Non-Plan included Non-Plan Salaries & Non-Plan General amounting to Rs. 2,31,27,481/- and Rs. 27,94,422/- respectively.

In terms of our report of even date attached.

Swaroop Jain & Co.
Chartered Accountants

Saurabh Jain
Partner
Membership No. 13

Place: Mumbai
Date: July 10 2017



Certified that the amounts have been utilized for the purpose for which they were intended.

For International Institute for Population Sciences

R.V. Rathod

R.V. Rathod
Asst. Finance Officer

रामचन्द्र वासु राठोड़
Ramchandra Vasu Rathod
सहायक वित्त अधिकारी
Assistant Finance Officer

अन्तर्राष्ट्रीय जनसंख्या विज्ञान संस्थान
International Institute for Population Sciences
देवनार / Deonar, मुम्बई / Mumbai-400088.

Ladusingh

Prof. L. Ladu Singh
Offcig. Director & Sr. Professor

महानापन निदेशक / Officiating Director

अन्तर्राष्ट्रीय जनसंख्या विज्ञान संस्थान
International Institute for Population Sciences

देवनार / Deonar, मुम्बई / Mumbai-400088

International Institute for Population Sciences

Statement of Affairs as on 31st March, 2017

(In Rs.)

Particulars	Sch	As on 31st March	
		2017	2016
SOURCE OF FUNDS			
Corpus/ Capital Fund	1	342,583,320	397,647,310
Reserves and Surplus	2	217,445,898	181,571,412
Earmarked/ Endowment Funds	3	70,201,162	69,428,201
TOTAL		630,230,380	648,646,924
APPLICATION OF FUNDS			
Fixed Assets	4	240,602,949	279,191,265
Investments	5	390,518,986	369,634,597
<u>Current Assets, Loans and Advances</u>			
Cash and Bank Balance	6	14,414,606	117,306,962
Deposits and Advances	7	5,415,788	2,300,189
Other Current Assets	8	810,260,249	733,031,676
		830,090,643	852,638,827
<u>Less: Current Liabilities and Provisions</u>	9	830,982,198	855,845,316
Net Current Assets		(891,555)	(3,206,489)
Accumulated Deficit prior period			3,027,549
TOTAL		630,230,380	648,646,924

SIGNIFICANT ACCOUNTING POLICIES

0

0

CONTINGENT LIABILITIES AND NOTES TO ACCOUNTS

In terms of our report of even date attached

Certified that the amounts have been utilized for the purpose for which they were intended

Swaroop Jain & Co.
Chartered Accountants

For International Institute for Population Science:



R.V. Rathod
R.V. Rathod
Asst. Finance Officer

Ladu Singh
Dr.L. Ladu Singh
Offg. Director & Sr. Professor

Saurabh Jain
Partner

Membership No.141336

Place: Mumbai

Date: July 10 2017

R.V. Rathod
R.V. Rathod
Asst. Finance Officer

Ladu Singh
Dr.L. Ladu Singh
Offg. Director & Sr. Professor

International Institute for Population Sciences

Deonar, Mumbai-400088



7 AUG 2017

International Institute for Population Sciences
Income and Expenditure Account for Year ended 31 st March,2017

(In Rs.)

Particulars	Sch	For Year Ended 31st March	
		2017	2016
INCOME			
Grants/Subsidies	10	251,735,317	182,558,189
Fees/Subscriptions	11	6,201,643	5,834,769
Other Income	12	13,391,742	19,695,827
Prior Period Item (Refer Pt. (b) in Notes)			-
Reserve Fund Earnings	13	36,799,389	22,765,027
TOTAL		308,128,090	230,853,812
EXPENDITURE			
<u>Non Plan Revenue Expenditure</u>			
Establishment Expenses	14	141,112,728	117,907,348
Other Administrative Expenses	15	29,811,846	27,188,515
<u>Plan Revenue Expenditure</u>	16	43,768,875	30,863,219
Depreciation		70,083,377	11,230,673
Reserve Fund Payments	17	924,902	2,089,955
TOTAL		285,701,728	189,279,711
Excess of Income over Expenditure		22,426,363	41,574,101
<u>Transfer to Special Reserve</u>			
Institute Development Fund		35,783,636	21,929,759
Hostel Improvement Fund		90,381	4,260
General Pool Honorarium		469	(1,258,947)
Transfer to B/S Fund Interest		-	1,085,373
Balance being Surplus / (Deficit) carried to B/S Grant from GOI A/c		(13,448,123)	19,813,656
		(U)	0

SIGNIFICANT ACCOUNTING POLICIES

CONTINGENT LIABILITIES AND NOTES TO ACCOUNTS

In terms of our report of even date attached

Certified that the amounts have been utilized for the purpose for which they were intended

Swaroop Jain & Co.

Chartered Accountants

Saurabh Jain

Partner

Membership No.



For International Institute for Population Sciences

R.V. Rathod

Asst. Finance Officer

Dr. L. Ladu Singh

Offg. Director & Sr. Professor

Place: Mumbai

Date: July 10, 2017

रामचन्द्र वासु राठोड
Rameshchandra Vasu Rathod

सहायक वित्त अधिकारी

Assistant Finance Officer

अन्तर्राष्ट्रीय जनसंख्या विज्ञान संस्थान
International Institute for Population Sciences
देवदार / Devdar, मुंबई / Mumbai-400088.

स्थानापन्न निदेशक / Officiating Director

अन्तर्राष्ट्रीय जनसंख्या विज्ञान संस्थान

International Institute for Population Sciences


देवदार / Devdar, मुंबई / Mumbai-400088

International Institute for Population Sciences

Schedules forming part of Balance Sheet and Income & Expenditure

(In Rs.)

Schedule No.	Particulars	For Year Ended 31st March	
		2017	2016
1	Capital/ Corpus Fund		
	A) Capital Grant from GOI		
	Capital Grant	96,567,887	96,567,887
	Less: Accumulated Deficit prior period	3,027,549	
		93,540,337	96,567,887
	B) Capital Grant for Fixed Asset		
	Balance as at the beginning of the year	279,191,266	349,226,639
	Add: Grants Received During the year	31,495,060	23,239,484
	Add: Transfer of Capital Grants on Transfer of Assets from Completed Projects	-	14,523,703
	Less: Capital Grants Released for Depreciation	70,083,376.73	11,230,674
	Less: Loss on sale of Assets	-	-
	Less: Transfer to Capital Fund	-	96,567,887
		240,602,949	279,191,266
		354,143,287	375,759,152
	C) Grant from GOI- Plan Capital		
	<u>Grant for New Project/Capital WIP</u>		
	Balance as at the beginning of the year	1,265,444	(1,028,669)
	Add: Grants Received During the year	-	-
	Less: Adjustments	-	-
	Less: Refund	-	-
	Less: Grant transfer for purchase of Capital Assets/REF	-	-
	Add: Transferred from Accumulated Deficit/surplus	(6,705,551)	2,294,113
	Grant Unutilised	(5,440,107)	1,265,444
	D) Grant from GOI Plan General/or other purpose		
	Balance as at the beginning of the year	(4,148,512)	745,304
	Add: Grants Received During the year	-	-
	Less: Grants Utilised for the objects of the Institute	-	-
	Less: Grant transfer for purchase of Capital Assets (Incl. Capital Advance)	-	-
	Less: Refund	-	-
	Less: Transferred from Accumulated Deficit	(6,824,384)	4,893,816
	Grant unutilised	(10,972,896)	(4,148,512)
	Plan Grant Unutilised	(16,413,003)	(2,883,068)
	E) Grant from GOI Non Plan (Salaries & General)		
	Balance as at the beginning of the year	24,771,226	2,357,867
	Add: Transferred from Accumulated Deficit/surplus	81,811	22,413,359
	Add: Grants Received During the year	-	-
	Less: Grants Utilised for the objects of the Institute	-	-
	Less: Transferred from Accumulated Deficit/surplus	-	-
		24,853,037	24,771,226
	Total of Schedule 1 (A+B+C+D+E)	342,583,320	397,647,310



International Institute for Population Sciences
Schedults forming part of Balance Sheet and Income & Expenditure

(In Rs.)

Schedule No.	Particulars	For Year Ended 31st March	
		2017	2016
Schedule No.	Particulars	For Year Ended 31st March	
		2017	2016
2	A) Capital Reserve		
	<u>Capital Grants for Land From Government of India & Ratan Tata Trust</u>		
	Balance at the beginning of the year	104,429	104,429
	Add: Received during the year	-	-
	Less: Utilised during the year	-	-
	Total	104,429	104,429
	B) Special Reserves		
	<u>i) Institute Development Fund</u>		
	Balance at the beginning of the year	171,619,476	149,689,717
	Add: Received during the year	22,457,323	6,668,859
	Add: Interest on investment from fund	13,326,313	15,263,247
	Less: Utilised during the year	-	2,347
		207,403,112	171,619,476
	<u>ii) Hostel Improvement Fund</u>		
	Balance at the beginning of the year	7,422,156	7,417,896
	Add: Hostel Rent Received during the year	487,400	490,294
	Add: Interest on investment from fund	527,883	276,826
	Less: Utilised During the year	924,902	762,860
		7,512,537	7,422,156
	<u>iii) General Pool Honorarium</u>		
	Balance at the beginning of the year	2,425,351	3,684,298
	Add: Received During the year	-	65,801
	Add: Interest on investment from fund	469	-
	Less: Utilised During the year	-	1,324,748
		2,425,820	2,425,351
	Total of Schedule 2 (A+B)	217,445,898	181,571,412
Schedule No.	Particulars	For Year Ended 31st March	
		2017	2016
3	A) Pension Fund		
	<u>New Pension Scheme Tier-I</u>		
	Balance at the beginning of the year	-	-
	Add: Employee Contribution to fund	2,214,923	1,891,771
	Add: Institute Contribution to fund	2,214,923	1,891,771
	Add: Interest on investment from fund	-	-
	Less: Transferred to NSDL	4,429,846	3,783,542
		-	-
	<u>Pension Fund</u>		
	Balance at the beginning of the year	9,715,258	8,895,732
	Add: Interest on Investment from fund	705,090	819,526
	Less: Utilised During the year	-	-
		10,420,348	9,715,258
	Sub-total	10,420,348	9,715,258



International Institute for Population Sciences
Schedules forming part of Balance Sheet and Income & Expenditure

(In Rs.)

Schedule No.	Particulars	For Year Ended 31st March	
		2017	2016
	B) Provident Fund		
	<u>General Provident Fund</u>		
	Balance at the beginning of the year	50,600,834	45,073,737
	Add: Employee Contribution to fund	12,509,694	11,769,236
	Add: Refund of Loan made from Fund	-	-
	Add: Interest on fund	3,878,569	3,880,460
	Less: Utilised During the year	12,149,475	10,122,599
		54,839,622	50,600,834
	<u>Contributory Provident Fund</u>		
	Balance at the beginning of the year	8,505,293	7,274,253
	Add: Employee Contribution to fund	647,500	724,200
	Add: Refund of Loan made from Fund	-	-
	Add: Institute Contribution to fund	-	-
	Add: Interest on fund Payable	813,567	806,840
	Less: Utilised During the year	5,631,984	300,000
		4,334,376	8,505,293
	Sub-total	59,173,998	59,106,127
	C) Student Awards Fund		
	<u>CFPI Award Fund</u>		
	Balance at the beginning of the year	1,000	1,000
	Add: Received During the year	-	-
	Less: Utilised During the year	-	-
		1,000	1,000
	<u>Dr. Chandrashekhar Award Fund</u>		
	Balance at the beginning of the year	360,816	360,816
	Add: Received During the year	-	-
	Less: Utilised During the year	-	-
		360,816	360,816
	<u>Dr. J.R. Lele Award Fund</u>		
	Balance at the beginning of the year	30,000	30,000
	Add: Received During the year	-	-
	Less: Utilised During the year	-	-
		30,000	30,000
	<u>Dr. Shrinivasan Award Fund</u>		
	Balance at the beginning of the year	15,000	15,000
	Add: Received During the year	-	-
	Less: Utilised During the year	-	-
		15,000	15,000
	<u>Dr. P.N. Mari Bhat Memorial Award Fund</u>		
	Balance at the beginning of the year	100,000	100,000
	Add: Received During the year	-	-
	Less: Utilised During the year	-	-
		100,000	100,000
	<u>Dr. Asha Bhide Memorial Award Fund</u>		
	Balance at the beginning of the year	100,000	100,000
	Add: Received During the year	-	-
	Less: Utilised During the year	-	-
		100,000	100,000
	Total of schedule 3 (A+B+C)	70,201,162	69,428,201



Calculation of Depreciation for the period 01/04/2016 to 31/3/2017

(Amount in Rs.)

DESCRIPTION OF THE ASSETS	Gross Block				Depreciation							WDV as on 31.03.2017 (Rs.)	WDV as on 31.03.2016 (Rs.)
	As on 01/04/2016	Addition	Adjustments Disposal / sale (Rs.)	As on 31/03/2017	Accumulated Depreciation as on 01/04/2016	On balances as of 01/04/2016	Depreciation to be reversed due to error in earlier years	On Additions	On Deletions 2016-17	Amount written off	Total Depreciation as on 31/03/2017		
old	1,04,429	-	-	1,04,429	-	-	-	-	-	-	-	1,04,429	1,04,429
hold	-	-	-	-	-	-	-	-	-	-	-	-	-
	1,04,429	-	-	1,04,429	-	-	-	-	-	-	-	1,04,429	1,04,429
INGS:													
s	13,48,65,336	3,99,01,133	-	17,47,66,469	1,69,64,385	33,71,631	-	3,66,389	-	-	2,07,02,405	15,40,64,064	11,79,00,950
arters at Nerul	90,95,082	26,05,877	-	1,17,00,959	17,02,535	2,27,377	-	5,429	-	-	19,35,341	97,65,618	73,92,547
	14,39,60,418	4,25,07,010	-	18,64,67,428	1,86,66,920	35,99,008	-	3,71,818	-	-	2,26,37,746	16,38,29,682	12,52,93,497
S & MACHINERY													
nts	2,70,13,516	19,90,798	-	2,90,04,314	1,22,04,766	26,99,378	-	1,30,797	-	-	1,50,34,941	1,39,69,373	1,48,08,750
r & Peripherals	3,30,53,733	10,45,086	-	3,40,98,819	3,09,02,067	29,41,525	-	1,88,372	-	-	3,40,31,964	66,855	21,51,666
hicles	24,07,197	-	-	24,07,197	17,24,863	2,40,720	-	-	-	-	19,65,583	4,41,614	6,82,334
oftware Package	2,13,08,856	2,76,779	-	2,15,85,635	1,49,81,692	28,17,839	-	37,232	-	-	1,78,36,764	37,48,871	63,27,164
	8,37,83,302	33,12,663	-	8,70,95,965	5,98,13,389	86,99,462	-	3,56,401	-	-	6,88,69,251	1,82,26,714	2,39,69,913
URE AND FIXTURES													
	1,74,75,130	28,61,326	-	2,03,36,456	1,18,84,079	17,47,513	-	1,09,590	-	-	1,37,41,182	65,95,274	55,91,051
	1,74,75,130	28,61,326	-	2,03,36,456	1,18,84,079	17,47,513	-	1,09,590	-	-	1,37,41,182	65,95,274	55,91,051
Y BOOKS													
	8,46,17,311	1,29,66,548	49,144	9,75,34,715	-	5,39,07,845	-	12,96,655	4,914	-	5,51,99,586	4,23,35,129	8,46,17,311
	8,46,17,311	1,29,66,548	49,144	9,75,34,715	-	5,39,07,845	-	12,96,655	4,914	-	5,51,99,586	4,23,35,129	8,46,17,311
L WORK-IN PROGRESS													
VIP CPWD New Hostel	2,23,39,429	-	2,20,79,561	2,59,868	-	-	-	-	-	-	-	2,59,868	2,23,39,429
VIP-New Project Constn Work	1,00,25,205	-	64,77,786	35,47,419	-	-	-	-	-	-	-	35,47,419	1,00,25,205
VIP-Library & Academic Block	-	8,69,835	-	8,69,835	-	-	-	-	-	-	-	8,69,835	-
IP CPWD Academic Bldg.	69,15,951	80,72,244	1,01,53,596	48,34,599	-	-	-	-	-	-	-	48,34,599	69,15,951
IP CPWD Staff Qtrs	3,34,479	-	3,34,479	-	-	-	-	-	-	-	-	-	3,34,479
	3,96,15,064	89,42,079	3,90,45,422	95,11,721	-	-	-	-	-	-	-	95,11,721	3,96,15,064
OF CURRENT YEAR													
	36,95,55,654	7,05,89,626	3,90,94,566	40,10,50,715	9,03,64,388	6,79,53,828	-	21,34,463	4,914	-	16,04,47,764	24,06,02,949	27,91,91,265
F PREVIOUS YEAR													
	34,63,16,170	7,46,35,938	5,13,96,454	36,95,55,654	7,91,33,715	94,60,517	-	17,76,200	6,043	-	9,03,64,388	27,91,91,265	26,71,82,454




International Institute for Population Sciences

Schedules forming part of Balance Sheet and Income & Expenditure

(In Rs.)


Schedule No.	Particulars	For Year Ended 31st March	
		2017	2016
Schedule No.	Particulars	For Year Ended 31st March	
		2017	2016
5	A) Pension Fund Investments		
	<u>Pension Fund Investments</u>		
	FD-Andhra Bank	3,141,696	2,060,797
	FD-Vijaya Bank	7,050,000	7,050,000
		10,191,696	9,110,797
	B) Provident Fund Investments		
	FD-Andhra Bank	15,058,110	7,500,000
	FD-State Bank of India	5,000,000	-
	FD-Punjab National Bank	-	400,000
	Government of India Securities	15,114,650	22,800,000
	FD-Vijaya Bank	27,815,000	27,815,000
		62,987,760	58,515,000
	C) Student Award Fund Investment		
	CFPI Award fund Investments		
	FD-Vijaya Bank	1,000	1,000
		1,000	1,000
	Dr.Chandrashekharan Award Fund Investments		
	FD-Central Bank of India	10,816	10,816
	FD-Andhra Bank	300,000	300,000
	FD-Vijaya Bank	50,000	50,000
		360,816	360,816
	Dr. JR Role Award Fund Investments		
	FD-Andhra Bank	30,000	30,000
		30,000	30,000
	Dr. K. Srinivasan Award Fund Investments		
	FD-Central Bank of India	15,000	15,000
		15,000	15,000
	Dr. P. N. Mari Bhat Award Fund Investments		
	FD-Andhra Bank	100,000	100,000
		100,000	100,000
	Dr. Asha Bhende Award Fund Investments		
	FD-Vijaya Bank	100,000	100,000
		100,000	100,000
		606,816	606,816
	D) Hostel Improvement Fund Investment		
	FD-Andhra Bank	3,000,000	-
	FD-Andhra Bank	697,864	697,864
	FD-Andhra Bank	2,980,000	6,730,000
	FD-Punjab National Bank	750,000	-
		7,427,864	7,427,864
	E) Institute Development Fund Investment		
	FD-Andhra Bank	71,748,063	55,475,917
	FD-State Bank of India	13,000,000	-
	FD-Vijaya Bank	114,246,787	114,246,787
		198,994,850	169,722,704



International Institute for Population Sciences
Schedults forming part of Balance Sheet and Income & Expenditure

(In Rs.)

Schedule No.	Particulars	For Year Ended 31st March	
		2017	2016
	F) Institute General Pool Honorarium Investment FD-State Bank of India	2,425,000	-
		2,425,000	-
	G) Investments Short Term Deposits		
	FD-Punjab National Bank	-	20,000,000
	FD-Andhra Bank	7,085,000	8,982,319
	FD-Vijaya Bank	-	10,000,000
	FD-State Bank of India	100,800,000	85,269,097
		107,885,000	124,251,416
	Total of Schedule 5 (A to G)	390,518,986	369,634,597
Schedule No.	Particulars	For Year Ended 31st March	
		2017	2016
6	Cash & Bank Balance		
	Cash in Hand	22,618	22,026
	Andhra Bank-A/c No 08817	20,201	18,940
	Andhra Bank-A/c No 40120	13,386	12,836
	IDBI Bank-A/c No 72070	111,343	649,291
	State Bank of India , FCRA -A/c No 57385	4,451,813	105,424,339
	SBI IIPS Provident Fund A/c No.28620	1,511,984	2,378,891
	State Bank of India-A/c No 54179	8,229,985	8,800,640
	State Bank of India Capital Fund A/c No 6308	50,531	-
	State Bank of India Students Fee A/c No.9457	2,741	-
	Total of Schedule 6	14,414,606	117,306,962
7	Deposit		
	Security Deposit for Internet Registration	10,000	10,000
	Security Deposit for LPG with Amardeep Agencies	18,805	18,805
	Security Deposit for Petrol Supply with Auto Mobile Resort	30,000	30,000
	Security Deposit with BSES/ Reliance Energy	901,830	861,830
	Security Deposit with MSEB	114,380	113,630
	Security Deposit with MTNL	115,754	115,754
	Avance for contingency	76,750	244,000
	Advance with CPWD (Capital & Revenue)	247,747	-
		1,515,266	1,394,019
	Loans & Advances		
	Advances to NIC	3,289,822	-
		3,289,822	-
	Consolidating Projects		
	VRS (RGI) Project	-	-
		-	-
	Non Consolidating Projects		
	IIPS UPPI PROJECT	-	-
	IIPS UNFPA PROJECT	-	-
		-	-



International Institute for Population Sciences
Schedules forming part of Balance Sheet and Income & Expenditure

(In Rs.)

Schedule No.	Particulars	For Year Ended 31st March	
		2017	2016
	Staff Loan		
	Car Loan	-	87,920
	Computer Loan	44,000	75,100
	Festival Loan	119,700	129,150
	Home Loan	354,500	435,500
	Scooter Loan	92,500	178,500
		610,700	906,170
	Total of Schedule 7	5,415,758	2300189
Schedule No.	Particulars	For Year Ended 31st March	
		2017	2016
8	Other Current Assets		
	Accrued Income		
	Interest on Staff Advances Receivable	-	-
	Student Tuition Fee Receivable	-	-
	Accrued Interest		
	Accrued Interest on Pension Fund Investment	231,522	172,446
	Accrued Interest on Provident Fund Investments	1,290,530	1,179,200
	Accrued Interest on CFPI Award fund Investments	68	77
	Accrued Interest on Dr. Chandrashekhara Award Fund Investments	6,597	7,709
	Accrued Interest on Dr. J R Rele Award Fund Investments	1,822	2,165
	Accrued Interest on Dr. K. Srinivasan Award Fund Investments	203	228
	Accrued Interest on Dr. P. N. Mari Bhat Award Fund Investments	997	1,210
	Accrued Interest on Hostel Improvement Fund Investment	404,249	378,362
	Accrued Interest on Institute Development Fund Investment	7,937,086	7,581,242
	Accrued Interest on NPF Investments	-	26,230
	Accrued Interest on Short Term Deposit	302,854	2,266,377
	Accrued Interest on Asha Bhonde Award	1,538	1,833
	Accrued Interest on General Pool Honorarium	469	
		10,177,935	11,617,079
	Grant Receivable		
	Grant Accrued but not Due for Payment	798,743,705	708,854,027
	UGC Fellowship Receivable	210,667	7,587,647
	Group Insurance Receivable	2,160	1,710
	Rajiv Gandhi National Fellowship	985,691	878,009
	Rajiv Gandhi National Fellowship Receivable	-	560,357
	Prepaid Insurance	-	49,819
	Prepaid Library Books	-	1,120,591
	Prepaid Information Technology (Revenue)	-	2,324,869
	Kusuma Receivable	37,768	37,763
	Prepaid Maint. Of Computer/Equipment	7,677	
	TDS/Interest Receivable	94,646	
	Total of Schedule 8	810,260,249	733,031,676



International Institute for Population Sciences
Schedules forming part of Balance Sheet and Income & Expenditure

(In Rs.)

Schedule No.	Particulars	For Year Ended 31st March	
		2017	2016
Schedule No.	Particulars	For Year Ended 31st March	
		2017	2016
9	Current Liabilities & Provision		
	Provision for Expenses		
	Salary	9,481,667	7,756,643
	Institutes Contribution to funds	190,041	160,306
	Seminar in Demography	4,954	201,304
	Electricity	75,891	-
	Maintenance of Admn. Building	184,017	178,922
	Rates & Taxes	27,618	17,571
	Repairs & Maintenance-Computer	-	291,680
	Fellowship in Demography	2,802,837	1,576,362
	Repairs & Maintenance-Equipment	12,635	50,150
	Refreshment Charges	9,650	-
	Maint. Of Library	14,280	-
	Telephone	3,818	7,891
	Fuel & Petrol Charges	8,026	-
	Courier Charges	1,508	-
	Monthly Pension & Retirement Benefits	2,210,340	2,077,107
	Stationery & Printing	3,375	-
	Leave Travel & Concession	11,650	7,340
	Research Project	118,225	254,109
	Professional Fees	38,000	38,000
	Extra Work Allowance	-	2,203
	Convocation/Founders Day Expenses	-	6,640
	Outsourcing Services	-	508,148
	Maintenance of Staff Quarter	191,113	178,922
	Maintenance of Hostel Building	14,872	178,922
	Maintenance of Garden	11,000	-
	Security Charges	396,390	348,691
	Children Education Fee	473,381	419,971
	Legal Charges	90,850	18,000
	Medical Charges	441,809	458,470
	Internet Charges	17,841	24,447
	Maint of Lib-cum-Computer Bldg	208,836	-
	Maint of Academic Bldg.	187,839	178,922
	Travelling Allowance Foreign	-	50,000
	UGC Grant in Fellowship	-	6,527,057
	Excess of Expenditure over income	-	28,090
	DCRG Payable	1,000,000	-
		18,232,463	21,545,868
	Actuarial Liability		
	Gratuity	43,890,381	43,098,450
	Leave Encashment	49,845,409	48,131,102
	Pension	705,007,915	617,624,475
		798,743,705	708,854,027



International Institute for Population Sciences

Schedules forming part of Balance Sheet and Income & Expenditure

(In Rs.)

Schedule No.	Particulars	For Year Ended 31st March	
		2017	2016
	Consolidating Projects		
	Population Envis	24,840	8,616
	Extra Mural Studies	5,068,170	4,292,825
	Nihon Project	-	218,171
	IIPS CWW Project	450,780	960,780
	Wellcome Trust Project	-	-
		5,563,790	5,480,392
	Non Consolidating Projects		
	FCRA-IIPS STC/Other Funds A/c	-	84,279
	FCRA-LASI Project	80	80
	IIPS NFHS - Processing Fee	-	2,912,500
	STC OPG Project	-	-
	IIPS NFHS - 4 Project	520	96,655,519
	NTHS Project	-	20
	IIPS UPAT Project	(100)	5,723,770
		500	105,376,168
	Consolidating Projects		
	Population Envis	24,840	8,616
	Extra Mural Studies	5,068,170	4,292,825
	Nihon Project	-	218,171
	IIPS CWW Project	450,780	960,780
	Wellcome Trust Project	-	-
		5,563,790	5,480,392
	Non Consolidating Projects		
	FCRA-IIPS STC/Other Funds A/c	-	84,279
	FCRA-LASI Project	80	80
	IIPS NFHS - Processing Fee	-	2,912,500
	STC OPG Project	-	-
	IIPS NFHS - 4 Project	520	96,655,519
	NTHS Project	-	20
	IIPS UPAT Project	(100)	5,723,770
		500	105,376,168



International Institute for Population Sciences
Schedules forming part of Balance Sheet and Income & Expenditure

(In Rs.)

Schedule No.	Particulars	For Year Ended 31st March	
		2017	2016
	Other Liabilities		
	Undisbursed Payments	-	18,798
	Profession Tax Payable	19,300	20,875
	CTD	-	990
	Staff Welfare Fund	21,000	21,000
	Prepaid Income - Tuition Fee	1,496,957	729,525
	Employees Co-op Cr. Socy.	-	-
	Insurance Premium LIC	6,191	318
	FIR Certificate Charges Payable	500	500
	Income Tax Payable	-	21,630
	BHU A/c	15,484	15,484
	NIFT Gratuity	-	549,703
	TDS Payable	-	1,535
	UGC Grant in Fellowship Payable	-	5,142,735
		1,559,432	6,523,093
	Total of schedule 9	830,982,198	855,845,316
Schedule No.	Particulars	For Year Ended 31st March	
		2017	2016
10	Grants/Subsidies		
	Grant utilised for the project of project-Plan	-	-
	Revenue Grant utilised for the project-Non Plan	-	-
	Capital Grants released for Depreciation	70,083,377	11,230,673
	Grant utilised for the project unrecovered	-	-
	Fund Utilization	-	-
	Grant From GOI NON PLAN GENERAL	34,499,000	55,525,000
	Grant From GOI NON PLAN SALARIES	116,914,000	87,539,000
	Grant From GOI PLAN GENERAL	53,000,000	44,003,000
	Less: Grant Trs. t/w purchase of Fixed Assets	15,055,509	18,033,597
	Grant From GOI PLAN CAPITAL	8,734,000	7,500,000
	Less: Grant Trs. t/w purchase of Fixed Assets	15,439,551	5,205,887
	Total of schedule 10	251,735,317	182,558,189
11	Fees/Subscriptions		
	License Fees	234,433	211,523
	Student Room Charges	722,677	532,506
	Students Tuition Fees	5,244,533	5,090,740
	Total of schedule 11	6,201,643	5,834,769
12	Other Income		
	<u>Miscellaneous Income</u>		
	Application Form Processing Fees	151,500	335,500
	Sale of Scrap Furniture	-	-
	Sale of Scrap Equipment	63,155	5,200
	Sale of Scrap Computer	-	-
	Sale of Tender Form	31,000	32,000
	Water & Electricity	7,200	7,375
	Miscellaneous Receipt	3,971,395	638,021
	RTI Information	150	1,766
	Sale of CD Program	1,000	42,450
	<u>Interest Income</u>		
	Saving Bank Interest (Andhra, IDBI)	2,163,205	294,963
	Interest on FCRA Bank	-	1,085,373
	Interest on Staff Loans	145,171	157,454
	Interest received on FD Short Term	6,857,966	17,095,725
	Total of schedule 12	13,391,742	19,695,827



International Institute for Population Sciences

Schedule forming part of Balance Sheet and Income & Expenditure

(In Rs.)

Schedule No.	Particulars	For Year Ended 31st March	
		2017	2016
13	Reserve Fund Earnings		
	On A/c Overhead/1/3rd Consultancy Charges		
	Institute Development Fund		
	NFHS 4 Project	20,816,184	3,835,736
	LASI Project	600,953	1,091,503
	ICSSR Fellowship	-	190,622
	WHO SAGE Project	70,007	326,206
	General Pool & Faculty	245,514	525,986
	Short Term Training	50,132	134,000
	UPAI Project	372,084	564,806
	Nihon Project	218,171	-
	STC/ Others	84,279	-
	Interest on Institute Development Fund Investment	13,326,313	15,263,247
		35,783,637	21,932,106
	Improvement of Hostel Accommodation Fund		
	Guests Room Rent	487,400	276,826
	Interest on Investments	527,883	490,294
		1,015,283	767,120
	General Pool Honorarium		
	Wellcome Trust Cort Project	-	65,801
	Interest on investment	469	-
		469	65,801
	Total of schedule 13	36,799,369	22,765,027
Schedule No.	Particulars	For Year Ended 31st March	
		2017	2016
14	Non Plan Revenue Expenditure		
	Establishment Expenses		
	Salaries and Wages	97,221,434	83,097,244
	Employees Actuarial Terminal Benefits	-	-
	Children Education Fees	767,267	895,991
	Leave Travel Concession	1,415,621	1,349,931
	D.C.R.G.	4,762,391	1,167,984
	Extra Work Allowances (OT)	22,578	26,787
	Honorarium	-	75,000
	Contribution to Provident Fund	118,104	139,788
	Contribution to New Pension Fund	2,252,832	1,908,815
	Medical Charges	3,444,521	2,013,264
	Monthly Pension	24,417,928	22,407,777
	Pension Fund Commutation	2,271,884	678,430
	Others - Security Guard's Expenses	4,418,168	4,146,337
	Total of schedule 14	141,112,728	117,907,348
15	Other Administrative Expenses		
	Office Expenses		
	Advertisement and Publicity	696,611	219,908
	Audit Fees	113,185	144,968
	Bank Charges	9,479	30,169
	Bank Charges - FCRA	-	565
	Conveyance Expenses	40,184	88,046
	Convocation/Founders Day Expenses	340,406	491,692
	Electricity Expenses	5,878,751	5,501,435
	Domain and Scopus Fees	-	-
	Hindi Workshop Expenses	48,052	56,270
	Insurance	139,497	85,980



International Institute for Population Sciences

Schedules forming part of Balance Sheet and Income & Expenditure

(in Rs.)

Schedule No.	Particulars	For Year Ended 31st March	
		2017	2016
	Internet Charges	255,604	355,571
	Legal Charges	138,450	193,850
	Petrol & Fuel Charges	107,023	115,426
	Postage & Courier	238,701	187,315
	Professional Fees	611,923	573,634
	Rent, Rates and Taxes	1,171,506	1,035,903
	Refreshment Expenses	208,140	291,557
	Registration Fee	51,100	52,400
	Staff Clothing	69,852	23,370
	Staff Welfare	21,871	28,154
	Stationary and Printing	1,800,687	1,606,690
	Sundry Expenses	59,649	70,920
	Telephone Charges	84,707	99,954
	Write off	-	-
	Repairs and Maintenance	17,137,738	15,199,773
	Travelling Allowance Expenses	988,725	734,966
	Computer & Peripheral Written Off	-	-
	Total of schedule 15	29,811,846	27,188,515
16	Plan Revenue Expenditure		
	Fellowship in Demography	28,550,624	17,439,229
	IT and Software (Revenue)	7,604,351	4,335,888
	Outsourcing Services	2,732,382	3,236,729
	Expenditure on Research Project	1,868,217	3,633,797
	Expenditure on Demographic Seminar	2,388,744	1,758,665
	Short Term Courses	-	-
	Study Tours	-	-
	Foreign Travelling Expenses	624,557	458,911
	Total of schedule 16	43,768,875	30,863,219
Schedule No.	Particulars	For Year Ended 31st March	
		2017	2016
17	Reserve Fund Payments		
	On A/c Overhead/1/3rd Consultancy Charges		
	Institute Development Fund		
	CCTS Project Refund	-	2,347
		-	2,347
	Improvement of Hostel Accommodation Fund		
	Hostel Warden Hon.	18,000	18,000
	Kitchen Appliances	29,330	35,260
	Sports Article	163,910	83,555
	Hostel Maintenance	711,315	598,624
	Sundry	2,347	27,421
		924,902	762,860
	General Pool Honorarium		
	Faculty & Staff	-	1,324,748
		-	1,324,748
	Total of schedule 17	924,902	2,089,955



INTERNATIONAL INSTITUTE FOR POPULATION SCIENCES
(Accompaniment of Balance Sheet as on 31/03/2017)

ANNEXURE - 1:- Details of Land & Buildings of the Institute

Sl	Particulars of the Asset	Gross Block				Depreciation @ 2.5%					WDV as on 31.03.2017 (Rs.)	WDV as on 31.03.2016 (Rs.)
		As on 01/04/2016	Addition	Adjustments Disposal/sale (Rs.)	As on 31/03/2017	Accumulated Depreciation as on 01/04/2016	On balances as of 01/04/2016	On Addition	On Deletions 2016-17	Total Depreciation as on 31/03/2017		
		(1)	(2)	(3)	(4)	(5)	(6)	(7)	(8)	(9)	(10)	(11)
A	Land on Freehold Property	104,429	-	-	104,429	-	-	-	-	-	104,429	104,429
		104,429	-	-	104,429	-	-	-	-	-	104,429	104,429
B	Building											
1	Main Building	8,759,785	6,477,786	-	15,237,571	1,741,512	218,995	19,967	-	1,980,474	13,257,097	7,018,273
2	Development Internal Roads, Pavement	2,396,292	-	-	2,396,292	479,689	59,907	-	-	539,596	1,856,696	1,916,603
3	Hostel Building (old)	5,717,723	4,615,000	-	10,332,723	1,136,562	142,943	9,615	-	1,289,120	9,043,603	4,581,161
4	Director's Bungalow	276,590	-	-	276,590	55,317	6,915	-	-	62,232	214,358	221,272
5	Staff Qtrs. Type I to IV & Servant Qtrs.	9,297,613	334,479	-	9,632,092	1,898,405	232,440	6,271	-	2,137,116	7,494,976	7,399,208
	<u>HPS Deggur Campus</u>											
6	Guest House	125,268	10,153,596	-	10,278,864	25,053	3,132	123,051	-	151,236	10,127,628	100,215
7	Convocation Hall Renovation	1,093,690	-	-	1,093,690	219,739	27,467	-	-	247,206	851,484	878,952
8	Academic Building	7,174,687	-	-	7,174,687	854,899	179,367	-	-	1,034,266	6,140,420	6,319,787
9	Water Reservoir	334,504	-	-	334,504	79,958	8,303	-	-	79,321	255,183	263,545
10	Library-Cum Computer Centre Building	51,452,898	-	-	51,452,898	2,082,832	1,286,322	-	-	3,369,155	48,083,743	49,370,066
11	New Hostel Building	16,858,548	18,320,272	-	35,178,820	3,410,359	421,464	207,485	-	4,039,308	31,139,512	13,448,189
12	Compound Wall, Fencing, UCR Wall,	2,638,323	-	-	2,638,323	527,664	65,958	-	-	593,622	2,044,701	2,110,659
13	Bore Well	45,617	-	-	45,617	9,124	1,140	-	-	10,264	35,353	36,493
14	Car Shed	1,079,806	-	-	1,079,806	93,337	26,995	-	-	120,332	959,474	986,469
15	Lift	426,953	-	-	426,953	85,391	10,674	-	-	96,064	330,889	341,562
16	Recreation Hut, Gym.	398,163	-	-	398,163	79,832	9,979	-	-	89,811	308,352	319,331
17	Street Light	600,000	-	-	600,000	120,000	15,000	-	-	135,000	465,000	480,000
18	Canteen Renovation	142,000	-	-	142,000	28,481	3,550	-	-	32,031	109,969	113,519
19	Renovation Classroom/Seminar Hall	1,422,000	-	-	1,422,000	284,400	35,550	-	-	319,950	1,102,050	1,137,600
20	Sign Board	125,108	-	-	125,108	29,210	3,128	-	-	32,338	92,770	95,898
21	A.C. Guard	411,000	-	-	411,000	82,200	10,275	-	-	92,475	318,525	328,800
22	Panel Board 440V/VTPN DB	582,842	-	-	582,842	122,009	14,571	-	-	136,580	446,262	460,833
23	Badminton Court	51,000	-	-	51,000	10,200	1,275	-	-	11,475	39,525	40,800
24	Naallah	23,448,927	-	-	23,448,927	3,517,210	586,221	-	-	4,103,431	19,345,496	19,931,717
		134,865,336	39,901,133	-	174,766,469	16,964,385	3,371,631	366,389	-	20,702,405	154,064,064	117,900,950
	<u>Nerul Quarters</u>											
25	Staff Quarters Nerul Navi Mumbai	9,095,082	2,605,877	-	11,700,959	1,702,535	227,377	5,429	-	1,935,341	9,765,618	7,392,547
		9,095,082	2,605,877	-	11,700,959	1,702,535	227,377	5,429	-	1,935,341	9,765,618	7,392,547
	Total -Building	143,960,418	42,507,010	-	186,467,428	18,666,920	3,599,008	371,818	-	22,637,746	163,829,692	125,293,497
	Grand Total-Land & Building	144,064,847	42,507,010	-	186,571,857	13,666,920	3,599,008	371,818	-	22,637,746	163,934,111	125,397,926



INTERNATIONAL INSTITUTE FOR POPULATION SCIENCES
(Accompaniment of Balance Sheet as on 31/03/2017)
ANNEXURE - II :- Details of Equipment of the Institute

Sl	Particulars of the Asset	Gross Block				Depreciation @ 10%					WDV as on 31.03.2017 (Rs.)	WDV as on 31.03.2016 (Rs.)
		As on 01/04/2016	Addition	Adjustments Disposal / sale (Rs.)	As on 31/03/2017	Accumulated Depreciation as on 01/04/2016	On balances as of 01/04/2016	On Addition	On Deletions 2016-17	Total Depreciation as on 31/03/2017		
		(1)	(2)	(3)	(4)	(5)	(6)	(7)	(8)	(9)	(10)	(11)
1	Audio Visual Equipment	1,015,909	-	-	1,015,909	184,960	101,591	-	-	286,551	729,358	830,949
2	Franking Machine	291,713	-	-	291,713	192,220	29,171	-	-	221,391	70,322	99,493
3	Typewriters	142,752	-	-	142,752	114,201	14,275	-	-	128,477	14,275	28,551
4	Calculators	135,736	-	-	135,736	108,195	13,574	-	-	121,769	13,967	27,541
5	Micro-Film Camera	1,483	-	-	1,483	1,187	148	-	-	1,335	148	296
6	Recadell Commercial Reader	635	-	-	635	508	64	-	-	572	64	127
7	Gestetner Duplicator	33,595	-	-	33,595	26,876	3,360	-	-	30,236	3,360	6,719
8	Tape/DVD Recorder	70,135	-	-	70,135	35,014	7,014	-	-	42,028	28,108	35,121
9	Photo Copying Machine	1,456,522	-	-	1,456,522	642,246	145,652	-	-	787,898	668,624	814,277
10	Projectors/Screen	1,880,533	1,182,876	-	3,063,409	164,053	188,053	90,768	-	442,905	2,620,504	1,716,450
11	Air-Conditioners	2,672,407	281,643	-	2,954,050	1,697,961	267,241	6,012	-	1,971,213	982,837	974,446
12	Printing Press Equipment with	27,038	-	-	27,038	21,631	2,704	-	-	24,334	2,704	5,407
13	Internal Telephone System	73,185	-	-	73,185	58,548	7,319	-	-	65,867	7,319	14,637
14	Tata Internal Telephone System	579,560	-	-	579,560	463,648	57,956	-	-	521,604	57,956	115,912
15	Drilling Machine	5,044	-	-	5,044	4,035	504	-	-	4,539	505	1,009
16	Radio	162	-	-	162	129	16	-	-	146	16	33
17	Ladder Aluminum	40,361	-	-	40,361	7,662	4,036	-	-	11,698	28,663	32,699
18	Air Coolers	25,230	-	-	25,230	16,182	2,523	-	-	18,705	6,525	9,048
19	Public Address System & Accessories	904,529	-	-	904,529	481,459	90,453	-	-	571,912	332,617	423,070
20	Water Coolers/Dispenser	742,085	-	-	742,085	439,102	74,209	-	-	513,311	228,774	302,983
21	Refrigerators	107,190	-	-	107,190	54,351	10,719	-	-	65,070	42,120	52,839
22	Grass Cutter	17,026	-	-	17,026	9,602	1,703	-	-	11,305	5,721	7,424
23	T.V./LCD Sets	235,302	118,500	-	353,802	191,607	23,530	988	-	216,125	137,677	43,695
24	Kitchen Equipment	180,470	-	-	180,470	39,376	18,047	-	-	57,423	123,047	141,094
25	Water Pumps	87,346	-	-	87,346	60,474	8,735	-	-	69,209	18,137	26,872
26	Electric Amplifier	15,270	-	-	15,270	1,733	1,527	-	-	3,260	12,010	13,537
27	Cooking Range/Microwave	25,437	-	-	25,437	15,490	2,544	-	-	18,034	7,403	9,947
28	Electric Starter	1,550	-	-	1,550	1,240	155	-	-	1,395	155	310
29	Rice Grinder	1,378	-	-	1,378	1,103	138	-	-	1,240	138	275
30	Postal Weighing Machine	33,897	-	-	33,897	23,542	3,390	-	-	26,932	6,965	10,355
31	Water Heater/Geyser/Boiler	189,134	-	-	189,134	147,035	18,913	-	-	165,948	23,186	42,099
32	Vacuum Cleaner	37,835	-	-	37,835	19,819	3,784	-	-	23,603	14,233	18,016
33	Big Stapler	6,636	-	-	6,636	5,309	664	-	-	5,973	663	1,327
34	Electronic Stencil Cutter	23,400	-	-	23,400	18,720	2,340	-	-	21,060	2,340	4,680
35	Modi Xerox- 1025 200m	2,005,012	-	-	2,005,012	1,630,422	200,501	-	-	1,830,924	174,088	374,590
36	V. C. R. C 10	16,020	-	-	16,020	12,816	1,602	-	-	14,418	1,602	3,204
37	Photophone Superlizer II 16mm Proj./Toshiba	15,853	-	-	15,853	12,683	1,585	-	-	14,268	1,585	3,170
38	Overhead Projector	153,744	-	-	153,744	122,995	15,374	-	-	138,369	15,375	30,749



INTERNATIONAL INSTITUTE FOR POPULATION SCIENCES
(Accompaniment of Balance Sheet as on 31/03/2017)
ANNEXURE - II :- Details of Equipment of the Institute

Sl	Particulars of the Asset	Gross Block			Depreciation @ 10%					WDV as on 31.03.2017 (Rs.)	WDV as on 31.03.2016 (Rs.)	
		As on 01/04/2016	Addition	Adjustments Disposal / sale (Rs.)	As on 31/03/2017	Accumulated Depreciation as on 01/04/2016	On balances as of 01/04/2016	On Addition	On Deletions 2016-17			Total Depreciation as on 31/03/2017
		(1)	(2)	(3)	(4)	(5)	(6)	(7)	(8)	(9)	(10)	(11)
39	Photophone Slide Projector	17,214	-	-	17,214	13,771	1,721	-	-	15,492	1,722	3,443
40	Electrical Motor	800	-	-	800	640	80	-	-	720	80	160
41	B.P. Apparatus	7,612	-	-	7,612	2,902	761	-	-	3,664	3,948	4,710
42	EPABEX Systems with Accessory	661,402	-	-	661,402	529,121	66,140	-	-	595,262	66,140	132,281
43	Electric Hotplate / Food Service Trolley	52,900	-	-	52,900	42,320	5,290	-	-	47,610	5,290	10,580
44	Krisp Cold Refrigerator	8,040	-	-	8,040	8,039	(1,170)	-	-	6,869	1,171	1
45	Canon SLR Digital Camera 400D	172,773	-	-	172,773	90,395	17,277	-	-	107,672	65,101	82,378
46	Dough Heading Machine	29,150	-	-	29,150	23,320	2,915	-	-	26,235	2,915	5,830
47	HCL Photocopier	121,500	-	-	121,500	97,200	12,150	-	-	109,350	12,150	24,300
48	Ureka Water Filter/ Aquaguard	81,318	-	-	81,318	54,434	3,132	-	-	62,566	18,752	26,884
49	Fax Machine	79,671	-	-	79,671	66,506	7,967	-	-	74,473	5,198	13,165
50	Cordless Telephone	12,340	-	-	12,340	7,930	1,234	-	-	9,164	3,176	4,410
51	Telephone Head Set	8,500	2,450	-	10,950	6,800	850	102	-	7,752	3,198	1,700
52	Infant Meters	220,500	-	-	220,500	163,367	22,050	-	-	185,417	35,083	57,133
53	Telephone Instruments	183,228	-	-	183,228	132,348	18,323	-	-	150,671	32,557	50,880
54	Zero B (on line filter)	7,390	-	-	7,390	5,912	739	-	-	6,651	739	1,478
55	Smoke Detector	10,400	-	-	10,400	8,320	1,040	-	-	9,360	1,040	2,080
56	Emergency Light	14,690	-	-	14,690	11,752	1,469	-	-	13,221	1,469	2,938
57	Ultra violet Tube Light	6,600	-	-	6,600	5,280	660	-	-	5,940	660	1,320
58	Data Projector/ Slide/LCD Projector	720,478	-	-	720,478	576,615	72,048	-	-	648,662	71,816	143,863
59	Embossing Seal Machine	1,100	-	-	1,100	880	110	-	-	990	110	220
60	Sealing Machine	2,211	-	-	2,211	1,769	221	-	-	1,990	221	442
61	Hand Dryer	4,578	-	-	4,578	3,663	458	-	-	4,120	458	915
62	Exhaust/Ceiling/Wall Fan	714,106	16,350	-	730,456	171,362	71,411	721	-	243,493	486,963	542,744
63	Pire Alarm/ Interactive Panel	154,713	-	-	154,713	112,751	15,471	-	-	128,222	26,491	41,962
64	Washing Machine	140,325	-	-	140,325	82,573	14,033	-	-	96,606	43,720	57,752
65	Motorized Projector lift	132,750	-	-	132,750	120,581	13,275	-	-	133,856	(1,106)	12,169
66	Toshiba Projector	185,569	-	-	185,569	168,558	18,557	-	-	187,115	(1,546)	17,011
67	Paper Shredder	30,800	-	-	30,800	24,897	3,080	-	-	27,977	2,823	5,903
68	Microphone	93,710	-	-	93,710	31,090	9,371	-	-	40,461	53,249	62,620
69	Fake Note/Note Counting Machine	10,575	-	-	10,575	7,667	1,058	-	-	8,725	1,851	2,908
70	Sports Zone	160,000	-	-	160,000	109,418	16,000	-	-	123,418	34,582	50,582
71	UPS	2,576,066	-	-	2,576,066	847,509	257,607	3,221	-	1,108,336	1,467,730	1,728,558
72	Others & Panel Board Capacitor	523,570	29,116	-	552,686	287,178	52,357	2,669	-	342,204	210,482	236,392
73	Display Board/Screen	124,250	293,875	-	418,125	61,979	12,425	26,316	-	100,720	317,405	62,271
74	Water Purifier	19,265	-	-	19,265	6,680	1,927	-	-	8,607	10,659	12,585
75	Others	124,427	-	-	124,427	30,808	12,443	-	-	43,250	81,177	93,619
76	UPS (PC UP)	5,470	-	-	5,470	1,373	547	-	-	2,120	3,350	3,897
77	Attendance System	45,185	-	-	45,185	13,850	4,516	-	-	18,409	26,777	31,295
78	CCTV Camera	195,595	-	-	195,595	55,806	19,560	-	-	75,366	120,229	139,789
79	Digital Census Volumes	619,960	-	-	619,960	185,988	61,996	-	-	247,984	371,976	433,972
80	Scanner	10,700	-	-	10,700	1,070	1,070	-	-	1,070	9,630	10,700
81	Server Equipment	5,470,971	-	-	5,470,971	1,003,011	547,097	-	-	1,550,108	3,920,863	4,467,960
82	Spiral Binding Machine	-	11,577	-	11,577	-	-	-	-	-	11,577	-
83	Leaf Shredding machine	-	54,411	-	54,411	-	-	-	-	-	54,411	-
	GRAND TOTAL	17,013,516	1,990,798	-	29,004,314	12,204,760	2,699,378	130,797	-	15,034,941	13,969,373	14,808,750



INTERNATIONAL INSTITUTE FOR POPULATION SCIENCES
(Accompaniment of Balance Sheet as on 31/03/2017)
ANNEXURE - III :- Details of Computer & Peripherals of the Institute

ANNEXURE - III - Details of Computer & Peripherals of the Institute												
Sl	Particulars of the Asset	Gross Block:			Depreciation @ 30%					WDV as on 31.03.2017 (Rs.)	WDV as on 31.03.2016 (Rs.)	
		As on 01/04/2016	Addition	Adjustments Disposal / sale (Rs.)	As on 31/03/2017	Accumulated Depreciation as on 01/04/2016	On balances as of 01/04/2016	On Addition	On Deletions 2016-17			Total Depreciation as on 31/03/2017
		(1)	(2)	(3)	(4)	(5)	(6)	(7)	(8)	(9)	(10)	(11)
1	IBM Machines	2,820	-	-	2,820	2,819	-	-	-	2,819	1	1
2	20 PC's & 10 Printers (UNFPA)	1,381,963	-	-	1,381,963	1,381,962	-	-	-	1,381,962	1	1
3	MCI Micro Computer	11,380	-	-	11,380	11,379	-	-	-	11,379	1	1
4	Micro Computer	367,229	-	-	367,229	367,228	-	-	-	367,228	1	1
5	Computer Accessories including MODEM, Web Cam, Speaker	793,283	-	-	793,283	742,933	50,349	-	-	793,282	1	50,350
6	Computer (P.C) with Upgradation	19,155,206	-	-	19,155,206	17,852,717	1,302,488	-	-	19,155,205	1	1,302,489
7	Lan System Computer	1,060,736	-	-	1,060,736	1,060,735	-	-	-	1,060,735	1	1
8	SX Computer with Ms-Dos	468,600	-	-	468,600	468,599	-	-	-	468,599	1	1
9	Laser Jet Printer	2,783,074	224,292	-	3,007,366	2,091,392	834,922	14,217	-	2,940,531	66,835	691,682
10	1 NET SERVER, E-Mail SERVER	1,460,107	-	-	1,460,107	1,460,106	-	-	-	1,460,106	1	1
11	Scanner CHP Scanjet 4 CSE with SCSI	331,066	-	-	331,066	331,065	-	-	-	331,065	1	1
12	Dot Matrix Printer & Live Printer	528,923	-	-	528,923	528,922	-	-	-	528,922	1	1
13	C. D. Rom	191,613	-	-	191,613	191,612	-	-	-	191,612	1	1
14	C.D/DVD Writer	96,609	-	-	96,609	96,608	-	-	-	96,608	1	1
15	Laptop/Note Book	2,732,645	796,934	-	3,529,779	2,656,548	702,503	170,728	-	3,529,778	1	76,297
16	CD Rom Drive	27,769	-	-	27,769	27,768	-	-	-	27,768	1	1
17	Lan System	224,892	-	-	224,892	224,891	-	-	-	224,891	1	1
18	Pen Drive	129,260	23,860	-	153,120	114,909	34,784	3,426	-	153,119	1	14,351
19	Photo Smart Photo Printer	29,120	-	-	29,120	29,120	-	-	-	29,120	0	-
20	Uninterrupted Power Supply (UPS)	907,116	-	-	907,116	907,115	-	-	-	907,115	1	1
21	Router	247,232	-	-	247,232	230,751	16,480	-	-	247,231	1	16,481
22	PC with Printer	122,890	-	-	122,890	122,889	-	-	-	122,889	1	1
	GRAND TOTAL	33,053,733	1,045,086	-	34,098,819	30,902,067	2,941,525	188,372	-	34,031,964	66,855	2,151,666



INTERNATIONAL INSTITUTE FOR POPULATION SCIENCES
(Accompaniment of Balance Sheet as on 31/03/2017)
ANNEXURE - IV :- Details of Vehicles of the Institute

Sl	Particulars of the Asset	Gross Block				Depreciation @ 10%					WDV as on 31.03.2017 (Rs.)	WDV as on 31.03.2016 (Rs.)
		As on 01/04/2016	Addition	Adjustments Disposal / sale (Rs.)	As on 31/03/2017	Accumulated Depreciation as on 01/04/2016	On balances as of 01/04/2016	On Addition	On Deletions 2016-17	Total Depreciation as on 31/03/2017		
		(1)	(2)	(3)	(4)	(5)	(6)	(7)	(8)	(9)		(11)
1	Bicycle (1)	3,220	-	-	3,220	3,220	322	-	-	2,898	322	644
2	Maruti Gypsy	602,552	-	-	602,552	485,829	60,255	-	-	546,085	56,467	116,723
3	Maruti Suzuki	858,953	-	-	858,953	615,683	85,895	-	-	701,578	157,375	243,270
4	XYLO R-S	942,472	-	-	942,472	620,775	91,247	-	-	715,021	227,449	321,607
	TOTAL	2,407,197	-	-	2,407,197	1,724,863	240,720	-	-	1,965,583	441,614	682,334

INTERNATIONAL INSTITUTE FOR POPULATION SCIENCES
(Accompaniment of Balance Sheet as on 31/03/2017)
ANNEXURE - V :- Details of Software Packages of the Institute

Sl	Particulars of the Asset	Gross Block				Depreciation @ 20%					WDV as on 31.03.2017 (Rs.)	WDV as on 31.03.2016 (Rs.)
		As on 01/04/2016	Addition	Adjustments Disposal / sale (Rs.)	As on 31/03/2017	Accumulated Depreciation as on 01/04/2016	On balances as of 01/04/2016	On Addition	On Deletions 2016-17	Total Depreciation as on 31/03/2017		
		(1)	(2)	(3)	(4)		(6)	(7)	(8)	(9)	(10)	(11)
1	SLIM Package	367,337	-	-	367,337	367,336	-	-	-	367,336	1	1
2	Windows 2000	2,453,932	-	-	2,453,932	250,207	490,786	-	-	740,994	1,712,938	2,203,725
3	Infibnet	50,000	-	-	50,000	50,000	-	-	-	50,000	0	-
4	Adobe Acrobat Professional	887,919	-	-	887,919	747,808	140,111	-	-	887,918	1	140,111
5	Anti virus	732,702	-	-	732,702	646,230	86,471	-	-	732,701	1	86,472
6	SPSS Version 13	3,757,698	-	-	3,757,698	3,757,697	-	-	-	3,757,697	1	1
7	Linux Server	568,290	-	-	568,290	568,289	-	-	-	568,289	1	1
8	Internet Facility/Online data	3,809,965	-	-	3,809,965	1,622,919	761,993	-	-	2,384,912	1,425,053	2,187,046
9	AKRUTI Office 2004	26,000	-	-	26,000	26,000	-	-	-	26,000	0	-
10	End Note	88,924	59,322	-	148,246	88,924	-	589	-	89,913	58,333	-
11	JSTOR	1,163,160	-	-	1,163,160	1,163,159	-	-	-	1,163,159	1	1
12	STATA	98,397	-	-	98,397	94,063	4,332	-	-	98,396	1	4,334
13	Tally 9	32,964	-	-	32,964	16,130	6,593	-	-	22,722	10,242	16,834
14	Campus Agreement Microsoft	244,688	-	-	244,688	244,688	-	-	-	244,688	0	-
15	Coral draw	59,797	-	-	59,797	59,796	-	-	-	59,796	1	1
16	Arc View Lab Package	1,470,000	-	-	1,470,000	1,200,500	269,499	-	-	1,469,999	1	269,500
17	MTNL Channel Connectivity Dep@10%	4,963,500	-	-	4,963,500	4,012,163	951,337	-	-	4,963,500	1	951,338
18	N vivo software	496,304	-	-	496,304	49,630	99,261	-	-	148,891	347,413	446,674
19	Visual Studio Prof 2013	37,279	-	-	37,279	16,155	7,456	-	-	23,610	13,669	21,124
20	Others Software	-	217,457	-	217,457	-	-	36,243	-	36,243	181,214	-
	TOTAL	21,308,856	276,779	-	21,585,635	12,981,692	2,817,839	37,232	-	17,836,764	3,748,871	6,327,164



INTERNATIONAL INSTITUTE FOR POPULATION SCIENCES
(Accompaniment of Balance Sheet as on 31/03/2017)
ANNEXURE - VI :- Details of Furniture and Fittings of the Institute

Sl	Particulars of the Asset	Gross Block				Depreciation @ 10%					WDV as on 31.03.2017 (Rs.)	WDV as on 31.03.2016 (Rs.)
		As on 01/04/2016	Addition	Adjustments Disposal/ sale (Rs.)	As on 31/03/2017	Accumulated Depreciation as on 01/04/2016	On balances as of 01/04/2016	On Addition	On Deletions 2016-17	Total Depreciation as on 31/03/2017		
		(1)	(2)	(3)	(4)	(5)	(6)	(7)	(8)	(9)	(10)	(11)
1	Steel Furniture	8,972,254	107,768	-	9,080,022	6,315,275	897,225	6,537	-	7,219,037	1,860,985	2,656,979
2	Wooden Furniture	6,999,960	1,065,177	-	8,065,137	4,551,020	699,996	74,754	-	5,325,770	2,739,366	2,448,940
3	Misc. Items	1,502,917	1,688,381	-	3,191,298	1,017,784	150,292	28,299	-	1,196,374	1,994,924	485,133
	TOTAL	17,475,130	2,861,326	-	20,336,456	11,884,079	1,747,513	109,590	-	13,741,132	6,595,274	5,591,051

INTERNATIONAL INSTITUTE FOR POPULATION SCIENCES
Accompaniment of Balance Sheet as on 31/03/2017
ANNEXURE - VII - Details of Library Books of the Institute

Calculation of Depreciation for the period 01/04/2007 to 31/03/2017

											(Amount in Rs.)	
DESCRIPTION OF THE ASSETS		Gross Block				Depreciation					WDV as on current 31st March (Rs.)	WDV as on Previous 31st March (Rs.)
		As on 1st April	Addition	Adjustments Disposal/ sale (Rs.)	As on 31st March	Accumulated Depreciation As on 01st April	On balances as of 1st April	On Additions	On Deletions	Total Depreciation as on 31st March		
100%	LIBRARY BOOKS 2007-08	24,999,302	3,498,985	430,699	28,067,588	-	24,999,302	3,498,985	430,699	28,067,588	-	24,999,302
90%	LIBRARY BOOKS 2008-09	28,067,588	3,630,927	42,534	31,665,981	28,067,588	-	3,267,834	38,281	31,297,141	358,840	-
80%	LIBRARY BOOKS 2009-10	31,665,981	4,341,610	1,000	35,996,591	31,297,141	-	3,473,288	800	34,769,629	1,226,962	358,840
70%	LIBRARY BOOKS 2010-11	35,996,591	5,586,822	1,075,641	40,507,772	34,769,629	-	3,910,775	752,949	37,927,455	2,580,517	1,226,962
60%	LIBRARY BOOKS 2011-12	40,507,772	5,710,889	132,643	46,086,018	37,927,455	-	3,426,533	79,586	41,274,402	4,611,616	2,580,517
50%	LIBRARY BOOKS 2012-13	46,086,018	6,592,034	263,598	52,414,454	41,274,402	-	3,296,017	131,799	44,486,620	7,075,834	4,611,616
40%	LIBRARY BOOKS 2013-14	52,414,454	10,181,916	76,168	62,530,202	44,486,620	-	4,072,766	30,467	48,480,919	14,019,283	7,075,834
30%	LIBRARY BOOKS 2014-15	62,530,202	10,214,361	141,110	72,591,453	48,480,919	-	3,064,308	42,313	51,502,894	21,090,559	14,019,283
20%	LIBRARY BOOKS 2015-16	72,591,453	13,360,722	1,335,964	84,618,211	51,502,894	-	2,672,144	267,193	53,907,845	30,710,366	21,090,559
10%	LIBRARY BOOKS 2016-17	84,617,311	12,966,548	49,144	97,534,715	53,907,845	-	1,296,655	4,914	55,199,586	42,335,129	30,710,366
		479,458,673	76,084,814	3,548,501	551,994,985	371,666,493	24,999,302	31,979,305	1,779,021	426,866,079		




International Institute for Population Sciences
ANNEXURE VIII

Details of Capital Items Met from "Improvement of Hostel Accommodation Fund A/c."

Accompaniment of Balance Sheet as on 31/03/2017

SL	Name of the Asset	As on 01/04/2016	Additions (Rs.)	Adjustments / Disposal / sale (Rs.)	As on 31/03/2017
	(1)	(2)	(3)	(4)	(5)
A.	Machinery and Equipments				
1	Typewriter	8,845	-	-	8,845
2	Refrigerator	48,289	-	-	48,289
3	Sound System	47,203	-	-	47,203
4	Air Cooler	2,560	-	-	2,560
5	Water Heater / Geyser	35,576	-	-	35,576
6	Water Cooler	91,571	-	-	91,571
7	T. V.	155,081	-	-	155,081
8	Cooking Range	37,772	-	-	37,772
9	Air Conditioner	70,449	-	-	70,449
10	Bicycle	1,670	-	-	1,670
11	Exercise Equipment- Magnatic Tread Mill	15,000	-	-	15,000
12	Mixer/Grinder	15,695	-	-	15,695
13	Kitchen Items	31,386	5,600.00	-	36,986
14	Venetition Blinds	21,060	-	-	21,060
	TOTAL (A)	582,157	5,600.00	-	587,757
B.	Furniture & Fittings				
1	Steel Furniture	380,733	-	-	380,733
2	Wooden Furniture	443,302	-	-	443,302
3	Ceiling Fans, Chairs	33,000	-	-	33,000
	TOTAL (B)	857,035	-	-	857,035
	TOTAL (A+ B)	1,439,192	5,600.00	-	1,444,792



International Institute for Population Sciences
ANNEXURE - IX

Details of Capital Items Met from "Institute Development Fund A/c"
Accompaniment of Balance Sheet as on 31/03/2017

SI	Name of the Asset	As on 01/04/2016	Additions (Rs.)	Adjustments / Disposal / sale (Rs.)	As on 31/03/2017
	(1)	(2)	(3)	(4)	(5)
A.	Machinery and Equipments				
1	Air Conditioner	232,351	-	-	232,351
2	Overhead Projector & Screen	29,919	-	-	29,919
3	Vacuum Cleaner	14,700	-	-	14,700
4	Cordless Mike	28,550	-	-	28,550
5	Aqua- Guard Filter	18,270	-	-	18,270
6	Amplifier & Microphone	25,945	-	-	25,945
7	Telephone Instrument	10,140	-	-	10,140
8	P.C. & P C Upgradation	518,500	-	-	518,500
	TOTAL (A)	878,375	-	-	878,375
B.	Furniture & Fittings				
1	Steel Furniture	142,910	-	-	142,910
2	Wooden Furniture	54,736	-	-	54,736
3	Ceiling Fans, Chairs	50,950	-	-	50,950
	TOTAL (B)	248,596	-	-	248,596
C.	Infra Structure				
1	Air-conditioning of Convocation Hall	975,000	-	-	975,000
	TOTAL (C)	975,000	-	-	975,000
	TOTAL (A+ B+C)	2,101,971	-	-	2,101,971



International Institute for Population Sciences
ANNEXURE-X

Projects Accounts for the Year 2016- 2017

Sl	Name of the Project	As on 01/04/2016	Receipt (2016-17)	Expenditure (2016-17)	Transfer to Institute Development fund	Transfer to General Pool Honorary	As on 31/03/2017
	(1)	(2)	(3)	(4)	(5)	(6)	(7)
1	UN Assistance to Inst.A/c. (EMS)	4,292,825	1,134,200	338,855			5,088,170
2	POP ENVIS	8,616	1,407,957	1,391,733			24,840
3	STTC Foreign	50,131	-	-	50,131		-
4	NIHON PROJECT	218,171	-	-	218,171		-
5	IIPS CWW Project	960,780	-	510,000			450,780
	TOTAL	5,530,523	2,542,157	2,240,588	268,302	-	5,563,790



International Institute for Population Sciences

ANNEXURE - XI-A

Details of Revenue Grants Received For 2016-2017 from Foreign/Other Agencies

Sr. No.	Funding Agency / Name of the Project	Opening Balance as on 01-04-2016	Addition (2016-17)	Other Receipts / Adjustments (2016-17 (Rs.))	Interest (2016-17)	Expenditure (2016-17)	Grant Repaid	Grant up till 31/03/2017
	(1)	(2)	(3)	(4)	(5)	(6)	(7)	(8)
1	FHWS Project	545,713	-	-	17,324	432,672	-	130365
2	WHO-SAGE Project	3,245,232	-	-	85,627	2,578,404	-	752455
3	LASI Project	154,040,002	111,120,814	-	5,943,885	80,903,262	-	190201439
4	CNSM Project	1,201,635	213,423	-	68,052	180,869	-	1302241
5	DLHS 4 Project	1,03,99,358	2,232,000	-	1,115,383	12,567,278	-	1179463
6	NFHS 4 Project	224,239,362	306,813,366	-	14,336,341	383,350,905	-	162038164
7	CNSG Project	2,881,397	-	-	129,768	862,434	2,127,033	21698
10	UPAI Project	3,994,739	10,047,517	-	420,199	7,026,601	-	7435854
11	IIPS POP ENIVIS Project	8,616	1,380,980	-	26,977	762,997	-	653576
12	IIPS NFHS 5 Project	-	1,500,000	-	4,116	46,668	-	1,457,448
13	IIPS Swabhimani Project	-	10,130,060	-	-	4,394,719	124,705	5,610,636
	TOTAL	400,556,054	443,438,160	-	22,147,672	493,106,809	2,251,738	370783339



International Institute for Population Sciences

ANNEXURE - XI - B

Details of Capital Grants Received For 2016-2017 from Foreign/Other Agencies

Sr. No.	Funding Agency / Name of the Project	Grant Received up till 01/04/2016	Addition (2016-17)	Accumulated Depreciation up till 01/04/2016	Depreciation (2016-17)	Transfer	Grant up till 31/03/2017
	(1)	(2)	(3)	(4)	(5)	(6)	(7)
1	WHO-SAGE Project	5,204,279	-	1,934,132	1,523,511	-	1,746,636
2	LASI Project	6,210,209	15,803,152	2,129,868	2,750,391	-	17,133,102
3	CNSM Project	1,624,447	-	1,346,881	99939	-	177,627
4	FHWS Project	73,567	-	71,093	470	-	2,004
5	CNSG Project	16,740	-	5,457	1,674	-	9,609
6	DLHS 4	38,619,256	-	24,927,972	115,171	13,555,813	20,300
7	NFHS - 4	49,035,927	-	18,928,690	13,223,430	-	16,883,807
8	UPAI - Project	250,808	-	145,959	75,242	-	29,607
9	Swabhiman Project	-	257,548	-	14,111	-	243,437
10	Pop-Envis Project	44,997	-	-	1,125	-	43,872
	TOTAL	101,080,230	16,060,700	49,490,052	17,805,064	13,555,813	36,246,129



Sr. No.	Purpose of Grants	Unutilised Balance of Grant to end of 2015-16 (Rs.)	Total Grant Recd.during 2016-17 (Rs.)	Adjustments	Total Grant Re-Appropriated from other heads during 2016-17 (Rs./Refund)	Other Receipts during 2016-17 (Rs.)	Total	Expenditure (Incl provision) for the year 2016-17 (Rs.)*	Unutilised Balance of Grant to end of 2016-17 (Rs.)*
	(1)	(2)	(3)		(3)	(4)	(5)	(6)	(7)
1.	NON PLAN - General	21,914,579	34,499,000		-	19,593,385	76,006,964	71,520,252	4,486,712
	NON PLAN - Salaries	2,856,650	116,914,000		-	-	119,770,650	99,404,322	20,366,328
	Total Grant A	24,771,229	151,413,000	-	-	19,593,385	195,777,614	170,924,574	24,853,040
2	PLAN - General	(4,148,512)	53,000,000		-	-	48,851,489	59,824,384	(10,972,896)
	PLAN - Capital Expenditure	1,265,444	8,734,000	-	-	-	9,999,444	15,439,551	(5,440,107)
	Total Grant B	(2,883,068)	61,734,000	-	-	-	58,850,933	75,263,935	(16,413,003)
3	Grant Accrued but not due (Acturial Liability)	(708,854,027)	-		-		(708,854,027)	89,889,678	(798,743,705)
	Total Grant C	(708,854,027)	-	-	-	-	(708,854,027)	89,889,678	(798,743,705)
	Total A + B + C	(686,965,866)	213,147,000	-	-	19,593,385	(454,225,481)	336,078,187	(790,303,668)

Note

- * Expenditure (Incl provision) for the year 2016-17 (Rs.)
Expenditure includes Provision for Expenses & Fixed Assets of Current F.Y.2016-17



Statement Showing Unutilised Grant to End of 2016-17

Grants Received Vide Letter No. GOI				Details of unspent balance 31/03/2017 (Rs.)	
A. NON PLAN				A. NON PLAN	
			Rs.		Rs.
NON-PLAN SALARIES					
1	No.G.20011/20/2016-Stats (IIPS)	16th June 2016	57,643,000	Non Plan General	4,486,712
2	No.G.20011/20/2016-Stats (IIPS)	13th Jan. 2017	59,271,000		
			116,914,000		
NON-PLAN GENERAL				Non Plan Salaries	20,366,328
1	No.G.20011/20/2016-Stats (IIPS)	16th June 2016	14,834,000		
2	No.G.20011/20/2016-Stats (IIPS)	13th Jan. 2017	19,675,000		
			34,499,000		24,853,040
TOTAL (A)					
			151,413,000		
B. PLAN				B. PLAN	
PLAN CAPITAL					
			Rs.		
1	No.G.20011/20/2016-Stats (IIPS)	16th June 2016	8,734,000	Plan General	(10,972,896)
			8,734,000		
PLAN GENERAL				Plan Capital	(5,447,107)
1	No.G.20011/20/2016-Stats (IIPS)	16th June 2016	40,000,000		
2	No.G.20011/20/2016-Stats (IIPS)	13th Jan. 2017	13,000,000		
			53,000,000		(16,413,003)
Total (B)					
			61,734,000		
Total (A + B)				Total	8,440,037
			213,147,000		

In terms of our report of even date attached.

Certified that the amounts have been utilized for
the purpose for which they were intended.

Swaroop Jain & Co.
Chartered Accountants
Saurabh Jain
Partner
Membership No. 2

Place: Mumbai
Date: July 10 2017




For International Institute for Population Sciences

R.V. Rathod
Asst. Finance Officer

रामचन्द्र वासु राठोड
Ramchandra Vasu Rathod
सहायक वित्त अधिकारी
Assistant Finance Officer
अन्तर्राष्ट्रीय जनसंख्या विज्ञान संस्थान
International Institute for Population Sciences
देवनार / Deonar, मुम्बई / Mumbai-400088.

Dr. L. Ladu Singh
Offg. Director & Sr. Professor

स्थानापन्न निदेशक / Officiating Director
अन्तर्राष्ट्रीय जनसंख्या विज्ञान संस्थान
International Institute for Population Sciences
देवनार / Deonar, मुम्बई / Mumbai-400 088



GFR 12 - A

**UTILISATION CERTIFICATE
FOR AUTONOMOUS BODIES OF THE GRANTEE ORGANIZATION**

UTILIZATION CERTIFICATE FOR THE YEAR 2016-17 in respect of recurring/nonrecurring
GRANTS-IN-AID/SALARIES/CREATION OF CAPITAL ASSETS

1	Name of the Scheme	IIPS
2	Whether recurring or non recurring grants	Recurring & Non-recurring
3	Grants position at the beginning of the financial year	(Amount in Rupees)
	i) Cash in Hand/Bank	24258243
	ii) Unadjusted advances	-4834935
	iii) Total	19423308
4	Details of grants received, expenditure incurred and closing balances (Actuals)	

Sr. No.	Particulars of Grant	Unspent Balances of Grants received 2015-16	Interest Earned thereon & other Receipts	Interest Deposited back to Govt.	Grant received during the year 2016-17			Total Available Funds (1+2+3+4)	Expenditure incurred	Closing Balance (5-6)
					Sanction No.	Date	Amount			
		1	2	3	(i)	(ii)	(iii)	5	6	7
1	NON-PLAN SALARIES	4085089			No.G.20011/20/2016-Stats (IIPS)	16th June 2016	576,43,000	1209,99,089	97871608	231,27,481
					No.G.20011/20/2016-Stats (IIPS)	13th Jan. 2017	592,71,000			
2	NON-PLAN GENERAL	21719480	19244764	0	No.G.20011/20/2016-Stats (IIPS)	16th June 2016	148,24,000	754,63,244	72668822	27,94,422
					No.G.20011/20/2016-Stats (IIPS)	13th Jan. 2017	196,75,000			
3	PLAN CAPITAL	1414327			No.G.20011/20/2016-Stats (IIPS)	16th June 2016	87,34,000	101,48,327	16202030	(60,53,703)
4	PLAN GENERAL	-7795588			No.G.20011/20/2016-Stats (IIPS)	16th June 2016	400,00,000	452,04,412	59243112	(140,38,700)
					No.G.20011/20/2016-Stats (IIPS)	13th Jan. 2017	130,00,000			
	TOTAL	19423308	19244764	0			2131,47,000	2518,15,072	245985572	5829500

सहायक वित्त अधिकारी
Ramchandra Vasu Rathod


सहायक वित्त अधिकारी
Assistant Finance Officer

अन्तर्राष्ट्रीय जनसंख्या विज्ञान संस्थान
International Institute for Population Sciences

स्थानापन्न निदेशक / Officiating Director

अन्तर्राष्ट्रीय जनसंख्या विज्ञान संस्थान
International Institute for Population Sciences

अन्तर्राष्ट्रीय जनसंख्या विज्ञान संस्थान
International Institute for Population Sciences



Component wise utilisation of grants

	Components	Grant-in-aid General	Grant-in-aid Salary	Grant-in-aid creation of Capital Assets		Total
				Capital	Revenue	
1	Salaries & Allowances		97,871,608			97,871,608
2	Est. Exp. (Allowances, Retirement)	40,754,479				40,754,479
3	Travel India	1,175,674				1,175,674
4	Office Expenses	25,867,287				25,867,287
5	Maint. of Computer/office Machine	3164707				3,164,707
6	Building Master Plan W.I.P.			12403667		12,403,667
7	Machinery & Equipments			3316514		3,316,514
8	Library Books				11792408	11,792,408
9	Furniture & Fittings				2861326	2,861,326
10	Software Packages				276779	276,779
11	Information Technology (Revenue)				5279482	5,279,482
12	Fellowship				27363665	27,363,665
13	Research Project				2367101	2,367,101
14	Seminar in Demography				2537501	2,537,501
15	T.A. Foreign				674557	674,557
16	Outsourcing Services (salary)				3240530	3,240,530
17	Unadjusted Advances	1706676		481,848	2849763	5,038,287
		72,668,823	97,871,608	16,202,029	59243112	245,985,572

Details Grants position at the end of the financial year

i)	Cash in Hand/Bank	10867787
ii)	Unadjusted advances	-5038288
iii)	Total	5829500

In terms of our report of even date attached.

Certified that the amounts have been utilized for the purpose for which they were intended.

For International Institute for Population Sciences

Swaroop Jain & Co.
Chartered Accountants

Saurabh Jain
Partner
Membership No.141548

Place: Mumbai
Date: July 10, 2017



17 AUG 2017

R.V. Rathod
Asst. Finance Officer
रामचन्द्र वासु राठोड
Ramchandra Vasu Rathod
सहायक वित्त अधिकारी
Assistant Finance Officer
अन्तर्राष्ट्रीय जनसंख्या विज्ञान संस्थान
International Institute for Population Sciences
देवनार / Deonar, मुंबई / Mumbai-400088.

Ladu Singh
Prof. L. Ladu Singh
Offctg. Director & Sr. Professor
भारतीय जनसंख्या विज्ञान संस्थान / Officiating Director
International Institute for Population Sciences
देवनार / Deonar, मुंबई / Mumbai-400088





SWAROOP JAIN & CO.

CHARTERED ACCOUNTANTS

**H OFF. 802, Wallfort House, Next to Cosmos Bank, Near Citi Centre Mall, S V Road, Goregaon West,
Mumbai-400104 Tel.No:022-28763132,Email:swaroopjain.co@gmail.com Website: swaroopjain.com**

Certified that I have satisfied myself that the conditions on which grants were sanctioned have been duly fulfilled/are being fulfilled and that I have exercised following checks to see that the money has been actually utilized for the purpose for which it was sanctioned:

- (i) The main accounts and other subsidiary accounts and registers (including assets registers) are maintained as prescribed in the relevant Act/Rules/Standing instructions (mention the Act/Rules) and have been duly audited by designated auditors. The figures depicted above tally with the audited figures mentioned in financial statements/accounts.
- (ii) There exist internal controls for safeguarding public funds/assets, watching outcomes and achievements of physical targets against the financial inputs, ensuring quality in asset creation etc. & the periodic evaluation of internal controls is exercised to ensure their effectiveness.
- (iii) To the best of our knowledge and belief, no transactions have been entered that are in violation of relevant Act/Rules/standing instructions and scheme guidelines.
- (iv) The responsibilities among the key functionaries for execution of the scheme have been assigned in clear terms and are not general in nature.
- (v) The benefits were extended to the intended beneficiaries and only such areas/districts were covered where the scheme was intended to operate.
- (vi) The expenditure on various components of the scheme was in the proportions authorized as per the scheme guidelines and terms and conditions of the grants-in-aid.
- (vii) It has been ensured that the physical and financial performance under International Institute for Population Sciences. (name of the scheme has been according to the requirements, as prescribed in the guidelines issued by Govt. of India and the performance/targets achieved statement for the year to which the utilization of the fund resulted in outcomes given at Annexure - I duly enclosed.
- (viii) The utilization of the fund resulted in outcomes given at Annexure - II duly enclosed (to be formulated by the Ministry/Department concerned as per their requirements/specifications.)



Branches: Bhayandar(Mumbai) Kishangarh (Rajasthan) Jaipur(Rajasthan) Andheri(Mumbai)

(ix) Details of various schemes executed by the agency through grants-in-aid received from the same Ministry or from other Ministries is enclosed at Annexure -II (to be formulated by the Ministry/Department concerned as per their requirements/specifications).

For Swaroop Jain & Co.
Chartered Accountants
FRN No. 11288W



CA Saurabh Jain
Partner

Membership No. 141336

Place: Mumbai
Date: 10 July 2017

Ladushyl

Signature of Head of the Institute
Offcg. Director & Sr. Professor

अध्यापन निदेशक / Officiating Director

अन्तराष्ट्रीय जनसंख्या विज्ञान संस्थान
International Institute for Population Sciences

महानगर मुंबई / Mumbai-400 088

7 AUG 2017



International Institute for Population Sciences

Notes annexed to and forming part of the statement of affairs as at 31st March 2017, Receipts and Payment account and Income and Expenditure account for the year ended 31st March 2017.

Statement of Significant Accounting Policies followed in the Compilation of the Accounts:

a) Basis for Preparation of Accounts:

The Financial Statements are prepared under historical cost convention on an accrual basis of accounting. The financial statements are prepared on individual basis i.e. Projects having separate Bank accounts have not been incorporated in this financial statement but some project like; Population Environment, CWW, VRS projects are merged in IIPS and not having their separate bank accounts. Statements are prepared in accordance with the generally accepted accounting principles in India to adhere to the common format of financial statements for central autonomous bodies issued by Comptroller and Auditor General of India and to comply with the accounting standard issued by the Institute of Chartered Accountant of India to the extent applicable.

b) Uses of Estimates:

The preparation of financial statements, in conformity with the generally accepted accounting principles, requires estimates and assumptions to be made that affects the reported amounts of assets and liabilities on the date of financial statements and the reported amounts of revenues and expenses during the year under report. Difference between the actual results and estimates are recognized in the year in which the results are known/ materialized.

c) Depreciation:

Depreciation on Fixed Assets is provided on straight line method at the rates approved by the Executive Council of Institute.

Depreciation on addition to Assets during the year is provided on pro rata basis commencing from the month during which the asset is purchased.

d) Revenue Recognition:

All Incomes are recognized on accrual basis. All grants received by Institute also shown in income.

e) Fixed Assets:

All Fixed Assets are stated at cost of acquisition less accumulated depreciation. Costs comprises of purchase price, pre-operative cost, and costs of bringing the assets to its working condition for its intended use.

f) Foreign Exchange Transaction:

Transactions in foreign currencies are recorded at the exchange rates prevailing on the date of the transactions.



g) Grants:

The grants received are under Non Plan (Salaries and General) and Plan (Capital and General)

- Capital Grant -

Grant received from government and recorded in the books as Capital Grants towards fixed assets is treated as deferred income and is carried forward as a capital fund. Such grant is allocated on systematic and rational basis over the useful life of the assets to Income and Expenditure account over the period in proportion to depreciation charged.

- Non Plan - Salaries -

All grants received whether it is Capital or Revenue Initially recognized in income and expenditure account and later on transfer into respective fund account.

h) Investment :

Current Investments are carried at lower of cost and fair value which is determined for each individual investment.

Government of India Securities is carried at cost since the management's intention is to hold them till maturity.

i) Retirement Benefit:

- Contributory Provident Fund -

All the permanent employees of the Institute are entitled to receive benefits under the Provident Fund; a defined contribution plan in which both the employee and the Institute contribute monthly at a stipulated rate as specified by the Government. The Institute has no liability for future Provident Fund benefits other than its annual contribution and yearly accrued interest thereon and recognizes such contributions as an expense in the year in which it is incurred.

- Pension and Gratuity -

The Institute provides for Pension and Gratuity under a defined benefit retirement plan covering eligible employees. The plan provides for lump sum payments to employees at retirement, death while in employment or on termination of employment. The Institute accounts for liability of future gratuity benefits based on an external actuarial valuation carried out annually for assessing liability.

- Leave Encashment -

Leave encashment to be payable in future are provided for based on actuarial valuation.

j) Provisions:

A provision is recognized when the Institute has a present obligation as a result of a past event; it is probable that outflow of resources will be required to settle the obligation and in respect of which a reliable estimate can be made.



k) **Change in Accounting Policies:** All type of Transactions related to Institute development fund, Hostel improvement fund and General pool honorarium are routed through Income and Expenditure account and later given accounting treatment. This change in accounting policies is applied on a prospective basis as restatement of previous reporting periods cannot be reliably measured by applying new accounting policies. This change in accounting policy is applied to provide reliable and more relevant information about an entity's financial position and operating performance.

Notes to Accounts:

a) **Fixed Assets:**

Fixed assets cost comprises of the purchase price and other attributable cost of bringing the asset to its working condition for its intended use. Fixed Assets are shown at cost less depreciation.

b) **Earmarked fund & Fund Interest:**

Earmarked fund consist of sums set aside for utilization towards specified purpose of Provident Fund, Pension Fund & Student's Award Fund. The said sum is invested in Interest bearing Securities. Interest on such fund is reflected separately as liability in "Fund Interest account".

c) **Foreign Currency transactions:**

The grants received from foreign agencies to execute various projects are translated at Exchange rates indicated by bank at the time of receipt.

d) **Employee Benefit:**

Assumptions:

Particular	Basis of Assumption
Mortality	Mortality rates as given under Indian Assured Lives Mortality (2006-08) Ultimate.
Retirement Age	Considered the retirement age of all employees as 60 & 62 Years, as advised by the company.
Attrition Rate	Attrition rate represents employee turnover other than on account of retirement, death or disablement. It is dependent on the nature of business carried out by the organization and retention policy of organization.
Salary Escalation Rate	Estimate of future salary increase has been done on the basis of current salary suitably projected for future, beginning from the end of first year taking into consideration the general trend in inflation, seniority, promotion and other relevant factors, such as supply and demand in the employment market.
Discount Rate	The rate used to discount post-employment benefit obligations reflects the estimated timing of benefit payment and the currency in which the benefits are to be paid.



Rates:

Particular	Rate in %(per annum)
Attrition Rate	2.00
Salary Escalation Rate	5.00
Discount Rate	7.51

Long term employee benefits (Unfunded)

Particular	Gratuity	Pension fund	Leave Encashment
Opening balance	43098450	617624475	48131102
Add: Transitional liability recognized during the year	791931	87383440	1714307
Closing balance	43890381	705007915	49845409

e) Consolidating and Non-consolidating Projects:

On receipt of grant the Institute undertakes activity of conducting various surveys relating to Population Sciences. Granting authority can be Government or Foreign/ Other Agency. As a legal requirement separate set of books are maintained for Projects funded by foreign agency. Such projects are not consolidated in the books of the Institute. In respect of consolidating projects, Project fund are reflected as Current liability separately.

Statutory dues :


The compliance stated as per the provision of Income Tax Act with respect to Tax deducted at Sources (TDS), Professional Tax (PT), General Provident Fund (GPF), Contributory Provident Fund (CPF) and Pension Scheme have been found to be appropriately complied by the institute .

- f) In the opinion of the management, the current assets, loans and advances have a value of realization in the ordinary course of business, at least equal the amount at which they are stated in the Statement of Affairs.
- g) Previous year's figures have been regrouped and reworked wherever necessary.
- h) Cheques issued in FY 2014-15, FY 2015-16, FY 2016-17 amounting Rs 600.00/- , Rs 17106/- Rs 203644/- respectively were booked as an expense; however these cheques were not presented till audit date and hence the amount is now considered as Income during the FY 2016-17.

As per our report attached

For Swaroop Jain
Chartered Accountants
FRN No. 112038W

Saurabh Jain
Partner
Membership No. 141336
Place- Mumbai



INTERNATIONAL INSTITUTE FOR POPULATION SCIENCES

Institute's replies to Audit Notes for the year 2016-2017

SCHEDULE - "18"

Statement of Significant Accounting Policies followed in Compilation of Accounts:

- (a) to (k) - Explains the accounting policies of the institute and the audit remarks are for information.

Notes to Accounts

- (a to d) Audit remarks are for information.
- (e) **Consolidating and Non consolidating Projects:** The Institute shall refund the balance amount to the funding agency on completion of project activities.
- (f to h) Audit remarks are for information.



रामचन्द्र वासु राठोड़
Ramchandra Vasu Rathod
सहायक वित्त अधिकारी
Assistant Finance Officer
अन्तर्राष्ट्रीय जनसंख्या विज्ञान संस्थान
International Institute for Population Sciences
देवनार / Deonar, मुम्बई / Mumbai-400088.

International Institute for Population Sciences
International Institute for Population Sciences, General Provident Fund A/c
Balance Sheet as at 31st March 2017

Capital and Liabilities	As at 31-03-2017 Rs.	As at 31-03-2017 Rs.	Properties and Assets	As at 31-03-2017 Rs.
Members subscription with interest GPF (Schedule-I)		54839622.00	Investments (Schedule-IV)	62987760.00
Members subscription with interest CPF (Schedule-II)		3750142.00	Employees Repayable Loan A/c	0.00
Employers contribution with interest (Schedule-III)		584234.00	Bank Balance with SBI	1511984.00
Provision for payment to Employees		0.00	IDBI	111347.70
Opening Balance: Interest Reserve	7810187.93		Interest Accrued	1290530.00
Add: Deficit/Surplus for the year	66495.70	7876683.63	Amount receivable IIPS General A/c	1149059.93
		67050681.63		67050681.63


In terms of our report of even date attached.

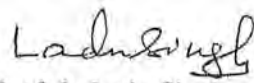
Certified that the amounts have been utilized for
the purpose for which they were intended.

Swaroop Jain & Co.
Chartered Accountants
Saurabh Jain
Partner
Membership No. 141336
Place: Mumbai
Date:



23 AUG 2017

For International Institute for Population Sciences

R.V. Rathod
Asst. Finance Officer
Ramchandra Vasu Rathod
सहायक वित्त अधिकारी
Assistant Finance Officer
अन्तराष्ट्रीय जनसंख्या विज्ञान संस्थान
International Institute for Population Sciences
(नगर) ४०० ०८८ / Mumbai-400 088


Prof. L. Ladu Singh
Offtg. Director & Sr. Professor
स्थापना निदेशक / Officiating Director
अन्तराष्ट्रीय जनसंख्या विज्ञान संस्थान
International Institute for Population Sciences
(नगर) ४०० ०८८ / Mumbai-400 088

International Institute for Population Sciences
International Institute for Population Sciences, General Provident Fund A/c
Income & Expenditure A/c as on 31st March 2017

Expenditure	Year Ended 31-03-2017 Amount (Rs)	Income	Year Ended 31-03-2017 Amount (Rs)
Interest Credited Staff GPF	4062520.00	Interest/Dividend received on Investment	4757674.00
Interest Credited Staff CPF	695463.00	Other Bank Interest	178385.00
Trns. to NPF Investment	26230.30		
Interest Trns. Govt. Securities	85350.00		
Surplus Transferred to to B/s	66495.70	Deficit Transferred to Balance Sheet	0.00
	4936059.00		4936059.00

In terms of our of even date attached.

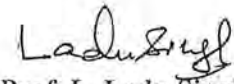
Certified that the amounts have been utilized for the purpose for which they were intended.

Swaroop Jain & Co.
Chartered Accountants
Saurabh Jain
Partner
Membership No.141336
Place: Mumbai
Date: 23 AUG 2017



For International Institute for Population Sciences


R.V. Rathod
रामचंद्र वासु राठीकर
Ramchandra Vasu Rathod
सहायक वित्त अधिकारी
Assistant Finance Officer
अन्तर्राष्ट्रीय जनसंख्या विज्ञान संस्थान
International Institute for Population Sciences
देवनार / Deonar, मुम्बई / Mumbai-400088


Prof. L. Ladu Singh
Offetg. Director & Sr. Professor
ध्यानापन्न निदेशक / Officiating Director
अन्तर्राष्ट्रीय जनसंख्या विज्ञान संस्थान
International Institute for Population Sciences
देवनार मुम्बई / Mumbai-400 088

International Institute for Population Sciences
International Institute for Population Sciences, General Provident Fund A/c
for the Year 2016-17
SCHEDULE -I General Provident Fund


Year Ended 31-03-2016 Amount (Rs).	Particulars	Amount (Rs.)	Year Ended 31-03-2017 Amount (Rs.)
45073737	Membership subscription with interest Opening Balance as on 1-4-2016		50600834
11729236	Add: Subscription during 2016-17 (March 16 - Feb 17)		12509694
3886082	Add: Interest credited during the year 2016-17		4062520
9751378	Less: Withdrawals during the year 2016-17		7891020
336843	Less: Final Settlements during the year 2016-17		4258455
	Less: Final Settlements of Interest during the year 2016-17		183951
50600834	Balance as on 31-3-2017		54839622

SCHEDULE -II Contributory Provident Fund

Year Ended 31-03-2016 Amount (Rs).	Particulars	Amount (Rs.)	Year Ended 31-03-2017 Amount (Rs.)
4193390	Membership subscription with interest Opening Balance as on 1-4-2016		5010019
724200	Add: Subscription during 2016-17 (March 16 - Feb 17)		647500
392429	Add: Interest credited during the year 2016-17		424744
300000	Less: Withdrawals during the year 2016-17		0
0	Less: Final Settlements during the year 2016-17		2332121
5010019	Balance as on 31-3-2017		3750142

SCHEDULE -III Employer's Contribution

Year Ended 31-03-2016 Amount (Rs).	Particulars	Amount (Rs.)	Year Ended 31-03-2017 Amount (Rs.)
3080863	Employer's Contribution with interest Opening Balance as on 1-4-2016		3495274
139788	Add: Contribution during 2016-17 (March 16 - Feb 17)		118104
274623	Add: Interest credited during the year 2016-17		270719
0	Less: Interest recovery as per audit para		30675
0	Less: Final Settlements during the year 2016-17		3269188
3495274	Balance as on 31-3-2017		584234



Investment in CPF / GPF in April 2016 to March 2017

No.	Scheme	Bank	FD No.	Date of Investment	Date of Maturity	Principal Amount	Maturity Amount	Rate of Interest
	<u>Investment CPF/GPF in Fixed Deposit</u>							
1	CPF / GPF	Andra Bank	009220100069019	26-07-2016	26-07-2017	₹ 81,58,110.00	₹ 87,87,393.00	7.50%
2	CPF / GPF	Andra Bank	009220100165465	16-06-2016	16-06-2019	₹ 4,00,000.00	₹ 4,99,887.00	7.50%
3	CPF / GPF	Vijaya Bank	500303311010441	22-11-2016	22-11-2017	₹ 90,00,000.00	₹ 96,23,051.00	6.75%
4	CPF / GPF	Vijaya Bank	500303311010450	23-11-2016	23-11-2017	₹ 77,05,000.00	₹ 82,38,401.00	6.75%
5	CPF / GPF	Vijaya Bank	500304111000019	10-12-2016	10-12-2017	₹ 15,80,000.00	₹ 16,85,231.00	6.50%
6	CPF / GPF	Vijaya Bank	500303681000014	06-01-2017	06-01-2018	₹ 95,30,000.00	₹ 101,64,713.00	6.50%
7	CPF / GPF	Andra Bank	009220100181366	21-03-2017	21-03-2018	₹ 65,00,000.00	₹ 69,67,084.00	7.00%
8	CPF / GPF	State Bank Of India	35902889154	08-07-2016	08-07-2017	₹ 50,00,000.00	₹ 53,72,475.00	7.25%
9	<u>Investment CPF / GPF in Government Security Bond</u>		IDBI Bank					
i	Investment CPF/GPF Govt Bond-12.60% GOVT Stock 2018					₹ 10,00,000.00	₹ 10,00,000.00	
i	Investment CPF/GPF Govt. Bond - 5.69% GOI 2018					₹ 29,14,650.00	₹ 29,14,650.00	
i	Investment CPF/GPF Govt Bond- 7.64% KDFC 2018					₹ 15,00,000.00	₹ 15,00,000.00	
v	Investment CPF/GPF Govt Bond- 8.10% Andhra GS 2019					₹ 12,00,000.00	₹ 12,00,000.00	
r	Investment CPF/GPF Govt Bond-8.24% Govt Stock 2027					₹ 40,00,000.00	₹ 40,00,000.00	
i	Investment CPF/GPF Govt Bond-8.26% Govt Stock 2027					₹ 25,00,000.00	₹ 25,00,000.00	
i	Investment CPF/GPF Govt Bond- 8.56% UP SDL 2021					₹ 20,00,000.00	₹ 20,00,000.00	
Total Investment in Provident fund						₹ 629,87,760.00	₹ 664,52,885.00	





SWAROOP JAIN & CO.

CHARTERED ACCOUNTANTS

**H OFF. 802, Wallfort House, Above Bandhan Bank, Near Citi Centre Mall, SV Road, Goregaon West,
Mumbai-400104 Tel.No:022-28763132,Email:swaroopjain.co@gmail.com Website: swaroopjain.com**

INDEPENDENT AUDITOR'S REPORT

To
The Director,
The International Institute for population Sciences.

Report on the Financial Statements

1. We have audited the accompanying financial statements of '**The International Institute for population Sciences** (hereinafter referred to as 'IIPS'), which comprise the Balance Sheet as at **March 31, 2018**, the Statement of Receipts and Payments and Income and Expenditure for the year then ended, and a summary of significant accounting policies and other explanatory information.

Management's Responsibility for the Financial Statements

2. The management of the IIPS are responsible for the preparation of these financial statements that give a true and fair view of the financial position, financial performance of the IIPS in accordance with the accounting principles generally accepted in India. This responsibility includes maintenance of adequate accounting records in accordance with the applicable provisions and rules applicable to the IIPS; for safeguarding the assets of the IIPS and for preventing and detecting frauds and other irregularities; selection and application of appropriate accounting policies; making judgments and estimates that are reasonable and prudent; design, implementation and maintenance of adequate internal financial controls, that are operating effectively for ensuring the accuracy and completeness of the accounting records, relevant to the preparation and presentation of the financial statements that give a true and fair view and are free from material misstatement, whether due to fraud or error.

Auditor's Responsibility

3. Our responsibility is to express an opinion on these financial statements based on our audit. We have taken into account the provisions of the rules, the accounting and auditing standards and matters which are required to be included in the audit report under the provisions of the Act and the Rules made thereunder. We conducted our audit in accordance with the Standards on Auditing specified under Section 143(10) of the Act. Those Standards require that we comply with ethical requirements and plan and perform the audit to obtain reasonable assurance about whether the financial statements are free from material misstatement.
4. An audit involves performing procedures to obtain audit evidence about the amounts and disclosures in the financial statements. The procedures selected depend on the auditor's judgment, including the assessment of the risks of material misstatement of the financial statements, whether due to fraud or error. In making those risk assessments, the auditor considers internal financial control relevant to the IIPS's preparation of the financial statements, that give a true and fair view, in order to design audit procedures that are appropriate in the circumstances, but not for the purpose of expressing an opinion on whether the IIPS has in place an adequate internal financial controls

Branches: Bhayandar(Mumbai) Kishangarh (Rajasthan) Andheri (Mumbai)

system over financial reporting and the operating effectiveness of such controls. An audit also includes evaluating the appropriateness of accounting policies used and the reasonableness of the accounting estimates made by the IIPS's management, as well as evaluating the overall presentation of the financial statements.


5. We believe that the audit evidence we have obtained is sufficient and appropriate to provide a basis for our audit opinion.

Opinion

6. In our opinion and to the best of our information and according to the explanations given to us, the aforesaid financial statements give the information required in the manner so required and give a true and fair view in conformity with the accounting principles generally accepted in India:

- a) In the case of Balance Sheet, the state of affairs of the IIPS as at **31st March 2018**,
- b) In case of Receipt and Payments account the balance as on **31st March 2018**
- c) In the case of Income and Expenditure account the balance as on the year ended on that date.

For Swaroop Jain & Co.
Chartered Accountants
ICAI Firm Registration No. : 112058W


CA Saurabh Jain
Partner
Place: Mumbai
Date: 03rd August 2018



International Institute for Population Sciences

Statement of Affairs as on 31st March, 2018			
(In Rs.)			
Particulars	Schedule	As on 31st March	
		2018	2017
SOURCE OF FUNDS			
Corpus/ Capital Fund	1	339,691,472	342,583,320
Reserves and Surplus	2	237,074,113	217,445,898
Earmarked/ Endowment Funds	3	81,533,103	70,201,162
Current Liabilities and Provisions	9	807,275,460	830,982,198
TOTAL		1,465,574,148	1,461,212,578
APPLICATION OF FUNDS			
Fixed Assets	4	242,026,575	240,602,949
Investments	5	420,524,201	390,518,986
<u>Current Assets, Loans and Advances</u>			
Cash and Bank Balance	6	37,980,054	14,414,606
Deposits and Advances	7	16,516,643	5,415,788
Other Current Assets	8	748,526,676	810,260,249
TOTAL		1,465,574,148	1,461,212,578

SIGNIFICANT ACCOUNTING POLICIES

CONTINGENT LIABILITIES AND NOTES TO ACCOUNTS

In terms of our report of even date attached

Certified that the amounts have been utilized for the purpose for which they were intended.

Swaroop Jain & Co.

Chartered Accountants

FRN:112058W

(CA Saurabh Jain)
Partner



For International Institute for Population Sciences

(R.V. Rathod)

Asst. Finance Officer

(Dr.L. Ladu Singh)

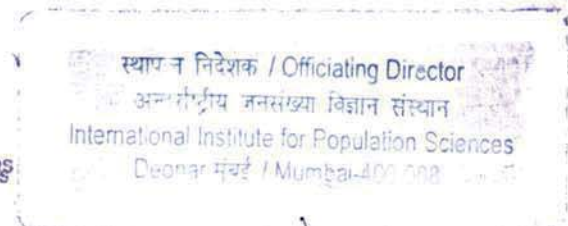
Offcg. Director & Sr. Professor

Membership No.141336

Place: Mumbai

Date: August 3, 2018

रामचन्द्र वासु राठोड
Ramchandra Vasu Rathod
सहायक वित्त अधिकारी
Assistant Finance Officer
अन्तराष्ट्रीय जनसंख्या विज्ञान संस्थान
International Institute for Population Sciences
देवनगर / Deonar, मुम्बई / Mumbai-400088



डॉ. एम. के. कुलकर्णी / Dr. M. K. Kulkarni

कुलकर्णी / Registrar

अन्तराष्ट्रीय जनसंख्या विज्ञान संस्थान
International Institute for Population Sciences

International Institute for Population Sciences
Income and Expenditure Account for Year ended 31 st March,2018

(In Rs.)

Particulars	Sch	For Year Ended 31st March	
		2018	2017
INCOME			
Grants/Subsidies	10	206,875,044	251,735,317
Fees/Subscriptions	11	8,315,644	6,201,643
Other Income	12	7,473,227	13,391,742
Depreciation (as per contra)		21,646,676	-
Reserve Fund Earnings	13	-	36,799,389
TOTAL		244,310,591	308,128,092
EXPENDITURE			
<u>Revenue Expenditure:</u>			
Establishment Expenses	14	145,549,071	141,112,727
Other Administrative Expenses	15	26,895,198	29,811,846
Other Revenue Expenditure	16	50,219,646	43,768,875
Depreciation (as per contra)		21,646,676	70,083,377
Reserve Fund Payments	17	-	924,902
TOTAL		244,310,591	285,701,727
Excess of Income over Expenditure		0	22,426,365
<u>Transfer to Special Reserve</u>			
Institute Development Fund		-	35,783,638
Hostel Improvement Fund		-	90,381
General Pool Honorarium		-	469
		-	-
Transfer to B/S Fund Interest		-	-
Balance being Surplus / (Deficit) carried to B/S Grant from GOI A/c		-	(13,448,123)
		0	-

SIGNIFICANT ACCOUNTING
POLICIES

18

In terms of our report of even date attached

Certified that the amounts have been utilized for the purpose for which they were intended

Phel
12.11.18
डॉ. एम. के. कुलकर्णी / Dr. M. K. Kulkarni
रजिस्ट्रार / Registrar
अंतराष्ट्रीय जनसंख्या विज्ञान संस्थान
International Institute for Population Sciences
(विश्वविद्यालय) / Deonar, मुंबई / Mumbai 400 088

For Swaroop Jain & Co.
Chartered Accountants

Saurabh Jain
Saurabh Jain
Partner
Membership No. 141336



For International Institute for Population Sciences

R.V. Rathod
R.V. Rathod
Asst. Finance Officer

Ladun Singh
Dr. L. Ladu Singh
Offcg. Director & Sr. Professor

Place: Mumbai
Date: August 03, 2018

रामचन्द्र वासु राठोड़
Ramchandra Vasu Rathod
सहायक वित्त अधिकारी
Assistant Finance Officer
अंतराष्ट्रीय जनसंख्या विज्ञान संस्थान
International Institute for Population Sciences
देवदार / Deonar, मुंबई / Mumbai-400088

स्थापन निदेशक / Officiating Director
अंतराष्ट्रीय जनसंख्या विज्ञान संस्थान
International Institute for Population Sciences
देवदार मुंबई / Mumbai

International Institute for Population Sciences

Schedules forming part of Balance Sheet and Income & Expenditure

(In Rs.)

Schedule No.	Particulars	For Year Ended 31st March	
		2018	2017
1	Capital/ Corpus Fund		
	A) Capital Grant from GOI		
	Capital Grant	935,40,337	965,67,887
	Less: Accumulated Deficit	-	30,27,549
	Add: Interest Recd.	41,24,560	-
		976,64,897	935,40,337
	B) Capital Grant for Fixed Assets:		
	Balance as at the beginning of the year	2406,02,949	2791,91,266
	Add: Grants received during the year to the extent utilized for capital expenditure	230,70,301	314,95,060
	Add: Transfer of Capital Grants on Transfer of Assets from Completed Projects	-	-
	Less: Capital Grants Released for Depreciation	216,46,675.73	700,83,377
	Less: Loss on sale of Assets	-	-
	Less: Transfer to Capital Fund	-	-
	Grant unutilized		84,40,037
		2420,26,575	2490,42,986
	Total of Schedule 1 (A+B)	3396,91,472	3425,83,320
Schedule No.	Particulars	For Year Ended 31st March	
		2018	2017
2	A) Capital Reserve		
	<u>Capital Grants for Land From Government of India & Ratan Tata Trust</u>		
	Balance at the beginning of the year	1,04,429	1,04,429
	Add: Received during the year	-	-
	Less: Utilised during the year	-	-
		1,04,429	1,04,429
	B) Special Reserves		
	<u>i) Institute Development Fund</u>		
	Balance at the beginning of the year	2074,03,112	1716,19,476
	Add: Received during the year	51,51,993	224,57,323
	Add: Interest on investment from fund	137,30,289	133,26,313
	Less: Utilised during the year	41,664	-
		2262,43,730	2074,03,112
	<u>ii) Hostel Improvement Fund</u>		
	Balance at the beginning of the year	75,12,537	74,22,156
	Add: Hostel Rent Received during the year	6,96,661	4,87,400
	Add: Interest on investment from fund	4,97,355	5,27,883
	Less: Utilised During the year	4,06,358	9,24,902
		83,00,195	75,12,537
	<u>iii) General Pool Honorarium</u>		
	Balance at the beginning of the year	24,25,820	24,25,351
	Add: Received During the year	-	-
	Add: Interest on investment from fund	(61)	469
	Less: Utilised During the year	-	-
		24,25,759	24,25,820
	Total of Schedule 2 (A+B)	2370,74,113	2174,45,898



Schedule No.	Particulars	For Year Ended 31st March	
		2018	2017
3	A) Pension Fund		
	<u>New Pension Scheme Tier-I</u>		
	Balance at the beginning of the year	-	-
	Add:Employee Contribution to fund	24,06,748	22,14,923
	Add:Institute Contribution to fund	24,06,748	22,14,923
	Add:Interest on investment from fund	-	-
	Less:Transferred to NSDL	48,13,496	44,29,846
		-	-
	<u>Pension Fund</u>		
	Balance at the beginning of the year	104,20,348	97,15,258
	Add:Interest on Investment from fund	7,12,307	7,05,090
	Less:Utilised During the year	-	-
		111,32,655	104,20,348
	Sub-total	111,32,655	104,20,348
	B) Provident Fund		
	<u>General Provident Fund</u>		
	Balance at the beginning of the year	548,39,622	506,00,834
	Add:Employee Contribution to fund	142,73,875	125,09,694
	Add:Refund of Loan made from Fund	-	-
	Add:Interest on fund	45,49,274	38,78,569
	Less:Utilised During the year	91,77,500	121,49,475
		644,85,271	548,39,622
	<u>Contributory Provident Fund</u>		
	Balance at the beginning of the year	43,34,376	85,05,293
	Add:Employee Contribution to fund	2,28,600	6,47,500
	Add:Refund of Loan made from Fund	-	-
	Add:Institute Contribution to fund	-	-
	Add:Interest on fund Payable	3,70,385	8,13,567
	Less:Utilised During the year	-	56,31,984
		49,33,361	43,34,376
	Sub-total	694,18,632	591,73,998
	C) Student Awards Fund		
	<u>CFPI Award Fund</u>		
	Balance at the beginning of the year	1,000	1,000
	Add: Received During the year	-	-
	Less:Utilised During the year	-	-
		1,000	1,000
	<u>Dr. Chandrasekaran Award Fund</u>		
	Balance at the beginning of the year	3,60,816	3,60,816
	Add: Received During the year	-	-
	Less:Utilised During the year	-	-
		3,60,816	3,60,816
	<u>Dr.J.R. Rele Award Fund</u>		
	Balance at the beginning of the year	30,000	30,000
	Add: Received During the year	-	-
	Less:Utilised During the year	-	-
		30,000	30,000



Schedule No.	Particulars	For Year Ended 31st March	
		2018	2017
3	<u>Dr. K. Srinivasan Award Fund</u>		
	Balance at the beginning of the year	15,000	15,000
	Add: Received During the year	-	-
	Less: Utilised During the year	-	-
		15,000	15,000
	<u>Dr. P.N. Mari Bhat Memorial Award Fund</u>		
	Balance at the beginning of the year	1,00,000	1,00,000
	Add: Received During the year	-	-
	Less: Utilised During the year	-	-
		1,00,000	1,00,000
	<u>Dr. Asha Bhende Memorial Award Fund</u>		
	Balance at the beginning of the year	1,00,000	1,00,000
	Add: Received During the year	-	-
	Less: Utilised During the year	-	-
		1,00,000	1,00,000
	<u>Dr. S. Mukherji Award Fund</u>		
	Balance at the beginning of the year	75,000	-
	Add: Received During the year	-	-
	Less: Utilised During the year	-	-
		75,000	-
	<u>Prof. Tara Kanitkar Award Fund</u>		
	Balance at the beginning of the year	3,00,000	-
	Add: Received During the year	-	-
	Less: Utilised During the year	-	-
		3,00,000	-
	Total of schedule 3 (A+B+C)	815,33,103	702,01,162



Calculation of Depreciation for the period 01/04/2017 to 31/3/2018

(Amount in Rs.)

DESCRIPTION OF THE ASSETS	Gross Block				Depreciation							WDV as on 31.03.2018 (Rs.)	WDV as on 31.03.2017 (Rs.)
	As on 01/04/2017	Addition	Adjustments Disposal / sale (Rs.)	As on 31/03/2018	Accumulated Depreciation as on 01/04/2017	On balances as of 01/04/2017	Depreciation to be reversed due to error in earlier years	On Additions	On Deletions 2017-18	Amount written off	Total Depreciation as on 31/03/2018		
LAND:													
a) Freehold	1,04,429	-	-	1,04,429	-	-	-	-	-	-	-	1,04,429.00	1,04,429
b) Leasehold	-	-	-	-	-	-	-	-	-	-	-	-	-
	1,04,429	-	-	1,04,429	-	-	-	-	-	-	-	1,04,429.00	1,04,429
BUILDINGS:													
Buildings	1747,66,469	43,75,564	-	1791,42,033	207,02,405	43,69,161	-	9,116	-	-	250,80,682	1540,61,351.00	1540,64,064
Staff Quarters at Nerul	117,00,959	-	-	117,00,959	19,35,341	2,92,524	-	-	-	-	22,27,865	94,73,094.00	97,65,618
	1864,67,428	43,75,564	-	1908,42,992	226,37,746	46,61,685	-	9,116	-	-	273,08,547	1635,34,445.00	1638,29,682
PLANTS & MACHINERY													
Equipments	290,04,314	8,64,371	-	298,68,685	150,34,941	29,00,438	-	29,537	-	-	179,64,915	119,03,770.00	139,69,373
Computer & Peripherals	340,98,819	7,39,921	-	348,38,740	340,31,963	66,833	-	89,771	-	-	341,88,567	6,50,173.00	66,855
Motor Vehicles	24,07,197	-	-	24,07,197	19,65,584	2,36,929	-	-	-	-	22,02,514	2,04,683.00	4,41,614
IT and Software Package	215,85,635	54,76,113	-	270,61,748	178,36,764	14,39,227	-	1,01,628	-	-	193,77,618	76,84,130.00	37,48,871
	870,95,965	70,80,405	-	941,76,370	688,69,251	46,43,427	-	2,20,936	-	-	737,33,615	204,42,756.00	182,26,714
FURNITURE AND FIXTURES													
	203,36,456	12,55,973	-	215,92,429	137,41,182	20,33,646	-	59,801	-	-	158,34,628	57,57,801.00	65,95,274
	203,36,456	12,55,973	-	215,92,429	137,41,182	20,33,646	-	59,801	-	-	158,34,628	57,57,801.00	65,95,274
LIBRARY BOOKS													
	975,34,715	112,16,463	2,540	1087,48,638	551,99,586	97,53,472	-	2,64,614	21	-	652,17,651	435,30,987.00	423,35,129
	975,34,715	112,16,463	2,540	1087,48,638	551,99,586	97,53,472	-	2,64,614	21	-	652,17,651	435,30,987.00	423,35,129
CAPITAL WORK-IN PROGRESS													
	-	-	-	-	-	-	-	-	-	-	-	-	-
Capital WIP CPWD New Hostel	2,59,868	-	-	2,59,868	-	-	-	-	-	-	-	2,59,868.00	2,59,868
Capital WIP-New Project Constn Work	35,47,419	35,20,000	-	70,67,419	-	-	-	-	-	-	-	70,67,419.00	35,47,419
Capital WIP-Library & Academic Block	8,69,835	-	6,54,584	2,15,251	-	-	-	-	-	-	-	2,15,251.00	8,69,835
Capital WIP CPWD Academic Bldg.	48,34,599	-	37,20,980	11,13,619	-	-	-	-	-	-	-	11,13,619.00	48,34,599
Capital WIP CPWD Staff Qtrs	-	-	-	-	-	-	-	-	-	-	-	-	-
	95,11,721	35,20,000	43,75,564	86,56,157	-	-	-	-	-	-	-	86,56,157.00	95,11,721
TOTAL OF CURRENT YEAR	4010,50,714	274,48,405	43,78,104	4241,21,016	1604,47,765	210,92,230	-	5,54,467	21	-	1820,94,440	2420,26,575.00	2406,02,949
TOTAL OF PREVIOUS YEAR	3695,55,654	705,89,626	390,94,566	4010,50,715	903,64,388	679,53,828	-	21,34,463	4,914	-	1604,47,764	2406,02,949	2791,91,265



Schedule No.	Particulars	For Year Ended 31st March	
		2018	2017
5	A) Pension Fund Investments		
	<u>Pension Fund Investments</u>		
	FD-Andhra Bank	31,41,696	31,41,696
	FD-Vijaya Bank	70,50,000	70,50,000
	FD-SBI	7,00,000	
		108,91,696	101,91,696
	B) Provident Fund Investments		
	FD-Andhra Bank	200,58,110	150,58,110
	FD-State Bank of India	80,00,000	50,00,000
	Government of India Securities	137,00,000	151,14,650
	FD-Vijaya Bank	278,15,000	278,15,000
		695,73,110	629,87,760
	C) Student Award Fund Investment		
	CFPI Award fund Investments		
	FD-Vijya Bank	1,000	1,000
		1,000	1,000
	Dr.Chandrasekaran Award Fund Investments		
	FD-Central Bank of India	10,816	10,816
	FD-Andhra Bank	3,00,000	3,00,000
	FD-Vijya Bank	50,000	50,000
		3,60,816	3,60,816



Dr. JR Rele Award Fund Investments FD-Andhra Bank	30,000	30,000
	30,000	30,000
Dr. K. Srinivasan Award Fund Investments FD-Central Bank of India	15,000	15,000
	15,000	15,000
Dr. P. N. Mari Bhat Award Fund Investments FD-Andhra Bank	100,000	100,000
	100,000	100,000
Dr. Asha Bhende Award Fund Investments FD-Vijaya Bank	100,000	100,000
	100,000	100,000
Dr. S. Mukherji Award FD-Andhra Bank	75,000	-
	75,000	-
	681,816	606,816
D) Hostel Improvement Fund Investment FD-Andhra Bank FD-Andhra Bank FD-Andhra Bank FD-Punjab National Bank FD-State Bank of India	3,000,000	3,000,000
	3,209,865	697,864
	697,864	2,980,000
	750,000	750,000
	200,000	
	7,857,729	7,427,864
E) Institute Development Fund Investment FD-Andhra Bank FD-State Bank of India FD-Vijaya Bank	79,248,063	71,748,063
	43,100,000	13,000,000
	114,246,787	114,246,787
	236,594,850	198,994,850
F) Institute General Pool Honorarium Investment FD-State Bank of India	2,425,000	2,425,000
	2,425,000	2,425,000
G) Investments Short Term Deposits FD-Punjab National Bank FD-Andhra Bank FD-Vijaya Bank FD-State Bank of India	-	-
	-	7,085,000
	-	-
	-	100,800,000
	-	107,885,000
F) Investment Capital Fund FD-Andhra Bank FD-State Bank of India	47,500,000	-
	45,000,000	-
	92,500,000	-
Total of Schedule 5 (A to F)		420,524,201
		390,518,986



Schedule No.	Particulars	For Year Ended 31st March	
		2018	2017
6	Cash & Bank Balance		
	Cash in Hand	25,768	22,618
	Andhra Bank-A/c No 08817	1,791,979	20,201
	Andhra Bank-A/c No 40120	13,898	13,386
	IDBI Bank-A/c No 72070	2,770,639	111,348
	State Bank of India , FCRA -A/c No 57385	5,084,792	4,451,813
	SBI IIPS Provident Fund A/c No.28620	2,818,895	1,511,984
	State Bank of India-A/c No 54179	19,562,287	8,229,985
	State Bank of India Capital Fund A/c No.6308	4,911,284	50,531
	State Bank of India Students Fee A/c No.9457	1,000,513	2,741
	Total of Schedule 6	37,980,054	14,414,606
Schedule No.	Particulars	For Year Ended 31st March	
		2018	2017
7	Deposit		
	Security Deposit for Internet Registration	10,000	10,000
	Security Deposit for LPG with Amardeep Agencies	18,805	18,805
	Security Deposit for Petrol Supply with Auto Mobile Resort	30,000	30,000
	Security Deposit with BSES/ Reliance Energy	914,160	901,830
	Security Deposit with MSEB	114,650	114,380
	Security Deposit with MTNL	115,754	115,754
	Advance for LTC	226,000	-
	Avance for contingency	1,394,745	76,750
	Advance with CPWD (Capital & Revenue)	7,034,847	247,747
	Deposit with MCGM	45,000	
		9,903,961	1,515,266
	Loans & Advances		
	Advances to NIC	5652282	3289821.60
		5,652,282	3,289,822
	Staff Loan		
	Car Loan	-	-
	Computer Loan	16,400	44,000
	Festival Loan	900	119,700
	Home Loan	912,600	354,500
	Scooter Loan	30,500	92,500
		960,400	610,700
	Total of Schedule 7	16,516,643	5,415,788
Schedule No.	Particulars	For Year Ended 31st March	
		2018	2017
8	Other Current Assets		
	Accrued Income		
	Interest on Short Term Deposit	2,440,546	-
	Student Tuition Fee Receivable	-	-
		2,440,546	-
	Accured Interest		
	Accrued Interest on Pension Fund Investment	221,987	231,522
	Accrued Interest on Provident Fund Investments	1,402,688	1,290,530
	Accrued Interest on CFPI Award fund Investments	57	68
	Accrued Interest on Dr.Chandrashekharan Award Fund Investments	5,928	6,597



	Accrued Interest on Dr. J R Rele Award Fund Investments	2,502	1,822
	Accrued Interest on Dr. K. Srinivasan Award Fund Investments	192	203
	Accrued Interest on Dr. P. N. Mari Bhat Award Fund Investments	941	997
	Accrued Interest on Hostel Improvement Fund Investment	393,659	404,249
	Accrued Interest on Institute Development Fund Investment	7,475,295	7,937,086
	Accrued Interest on Capital Grant/Fund	4,124,560	-
	Accrued Interest on Short Term Deposit	-	302,854
	Accrued Interest on Asha Bhende Award	1,627	1,538
	Accrued Interest on General Pool Honorarium	408	469
	Accrued Interest on Prof. S. Mukherji Gold Medal Award	4,551	
		13,634,395	10,177,935
	Grant Receivable		
	Grant Accrued but not Due for Payment	732,542,172	798,743,705
	UGC Fellowship Payable		
	UGC Fellowship Receivable	69,468	210,667
	Group Insurance Receivable	(43,438)	2,160
	Rajiv Gandhi National Fellowship	-	985,691
	Rajiv Gandhi National Fellowship Receivable	-	-
	Prepaid Insurance	-	-
	Prepaid Application Processing Fee	(720,437)	-
	Kusuma Receivable	37,768	37,768
	Prepaid Maint. Of Computer/Equipment	-	7,677
	TDS/Interest Receivable	566,202	94,646
	Total of Schedule 8	748,526,676	810,260,249
Schedule No.	Particulars	For Year Ended 31st March	
		2018	2017
9	Current Liabilities & Provision		
	Provision for Exepenses		
	Salary	8,701,404	9,481,667
	Institutes Contribution to funds	206,981	190,041
	Seminar in Demography	-	4,954
	Electricity	442,652	75,891
	Maintenance of Admn. Building	85,628	184,017
	Rates & Taxes	41,823	27,618
	Repairs & Maintanance-Computer	523,643	-
	Fellowship in Demography	2,619,421	2,802,837
	Repairs & Maintanance-Equipment	3,960	12,635
	Refreshment Charges	3,112	9,650
	Maint. Of Library	-	14,280
	Telephone	3,735	3,818
	Fuel & Petrol Charges	-	8,026
	Courier Chrages	-	1,508
	Monthly Pension & Retirement Benefits	2,174,884	2,210,340
	Stationery & Printing	-	3,375
	Leave Travel & Concession	-	11,650
	Research Project	536,796	118,225
	Professional Fees	60,000	38,000
	Extra Work Allowance	627	-



	Outsourcing Services	122,315	-
	Maintenance of Staff Quarter	85,627	191,113
	Maintenance of Hostel Building	-	14,872
	Maintenance of Garden	-	11,000
	Security Charges	490,060	396,390
	Children Education Fee	-	473,381
	Legal Charges	-	90,850
	Medical Charges	286,167	441,809
	Internet Charges	-	17,841
	Maint of Lib-cum-Computer Bldg	85,627	208,836
	Maint of Academic Bldg.	85,628	187,839
	UGC Grant in Fellowship	-	-
	DCRG Payable	-	1,000,000
	Short Term Course (MOHFW)	58,000	
	Study Tour	95,045	
	Travel India	12,804	
	Maint. Of Hostel	8,482	
		16,734,421	18,232,463
	Acturial Liability		
	Gratuity	59,138,820	43,890,381
	Leave Encashment	44,712,400	49,845,409
	Pension	628,690,952	705,007,915
		732,542,172	798,743,705
	Consolidating Projects		
	Population Envis	56,124	24,840
	Extra Mural Studies	5,975,135	5,088,170
	IIPS CWW Project	86,189	450,780
		6,117,448	5,563,790
9	Deposit		
	Ramesh Book Binder	5,000	5,000
	Student Mess/Dining Hall Deposit	4,000	-
	Contractors	6,318,866	6,772,745
	Deposit on issue of Library Book	799,734	621,734
	Amar Book Binder	5,000	5,000
		7,132,600	7,404,479
	Fellowship Payable		
	ICSSR Fellowship	-	22,176
		-	22,176
	Fund Interest		
	CPF/GPF Investment Interest(Payable to Staff)	7,611,582	7,698,299
	Interest on Students awards fund (To be utilised for Expenses on awards)	450,766	428,161
	Interest received on Government Securities	-	-
	FCRA Saving Bank Interest	2,491,741	2,491,741
	CPF/GPF Bank Interest	344,710	178,385
	Interest on General Pool Honorarium	-	
		10,898,799	10,796,586
	Regular Courses		
	Short Term Course ISS (CSO)	480,392	158,995
	UGC Grant in Fellowship	(2,542,958)	(11,499,928)
	STTC Foreign	336,601	-
		(1,725,965)	(11,340,933)



Schedule No.	Particulars	For Year Ended 31st March	
		2018	2017
9	Non Consolidating Projects		
	FCRA-LASI Project	280	80
	IIPS JIO Parasi Project	70,449	-
	IIPS NFHS - 4 Project	520	520
	IIPS UPAI Project	(100)	(100)
		71,149	500
	Other Liabilities		
	Profession Tax Payable	-	19,300
	Staff Welfare Fund	21,000	21,000
	Prepaid Income - Tuition Fee	-	14,96,957
	Insurance Premium LIC	3,941	6,191
	FIR Certificate Charges Payable	500	500
	BHU A/c	15,484	15,484
	UGC Grant in Fellowship Payable	17,25,224	-
		17,66,149	15,59,432
	Unutilized grant out of grant received from MoHFW	337,38,691.55	-
	Total of schedule 9	8072,75,464	8309,82,198



International Institute for Population Sciences

Schedules forming part of Balance Sheet and Income & Expenditure

Schedule No.	Particulars	For the Year Ended 31st March		
		2017-2018	2017-18	2016-17
10	Grants/Subsidies (Irrevocable grants and subsidies received)			
	Un-utilized Grant brought forward from previous year		84,40,036.55	-
	Capital Grants released for Depreciation			700,83,377.00
	Grants Received during the year:		-	-
	Grant-in-aid Salaries	834,00,000.00		1169,14,000.00
	Grant-in-aid General	1418,44,000.00		874,99,000.00
	Grant-in-aid for creation of Capital Assets	300,00,000.00	2552,44,000.00	87,34,000.00
				2131,47,000.00
	Grant adjusted towards Revenue Expenditure	2226,63,915.00	-	-
	Less: Expenses adjusted from current year's Internal Receipts	157,88,871.00		-
	Taken as Income to Income & Expenditure A/c *		2068,75,044.00	-
	Less: Grant Utilized for purchase of Assets **		230,70,301.00	314,95,060.00
	Unutilized grant out of grant received from MoHFW ***		337,38,691.55	2517,35,317.00

* Appears as Income in the Income & Expenditure Account.

** Appears as addition to Capital Fund as well as additions to Fixed Assets during the year.

*** Appears under Current Liabilities in the Balance Sheet in current year and will become the opening balance next year.



Schedule No.	Particulars	For Year Ended 31st March	
		2018	2017
11	Fees/Subscriptions		
	License Fees	2,45,769	2,34,433
	Student Room Charges	6,64,584	7,22,677
	Students Tuition Fees	74,05,291	52,44,533
	Total of schedule 11	83,15,644	62,01,643
Schedule No.	Particulars	For Year Ended 31st March	
		2018	2017
12	Other Income		
	<u>Miscellaneous Income</u>		
	Application Form Processing Fees	6,89,752	1,51,500
	Sale of Scrap Furniture	-	-
	Sale of Scrap Equipment	3,200	63,155
	Sale of Scrap Computer	-	-
	Sale of Tender Form	33,500	31,000
	Water & Electricity	52,260	7,200
	Miscellaneous Receipt	3,99,114	39,71,395
	RTI Information	290	150
	Sale of CD Program	-	1,000
	<u>Interest Income</u>		
	Saving Bank Interest (Andhra, IDBI)	43,436	21,63,205
	Interest on FCRA Bank	5,33,193	-
	Interest on Staff Loans	2,76,144	1,45,171
	Interest received on FD Short Term	54,42,338	68,57,966
	Total of schedule 12	74,73,227	133,91,742
Schedule No.	Particulars	For Year Ended 31st March	
		2018	2017
13	Reserve Fund Earnings		
	On A/c Overhead/1/3rd Consultancy Charges		
	<u>Institute Development Fund</u>		
	NFHS 4 Project	-	208,16,184
	LASI Project	-	6,00,953



	ICSSR Fellowship	-	-
	WHO SAGE Project	-	70,007
	General Pool & Faculty	-	245,514
	Short Term Training	-	50,132
	UPAI Project	-	372,084
	Nihon Project	-	218,171
	STC/ Others	-	84,279
	Swabhiman Project	-	-
	NFHS 5 Project	-	-
	Aag Project	-	-
	Interest on Institute Development Fund Investment	-	13,326,313
		-	35,783,637
	Improvement of Hostel Accommodation Fund		
	Guests Room Rent	-	487,400
	Interest on Investments	-	527,883
		-	1,015,283
	General Pool Honorarium		
	Wellcome Trust Cort Project	-	-
	Interest on investment	-	469
		-	469
	Total of schedule 13	-	36,799,389
Schedule No.	Particulars	For Year Ended 31st March	
		2018	2017
14	Non Plan Revenue Expenditure		
	Establishment Expenses		
	Salaries and Wages	96,700,754	97,221,434
	Employees Acturial Terminal Benefits	-	-
	Children Education Fees	333,420	767,267
	Leave Travel Concession	1,201,919	1,415,621
	D.C.R.G.	521,372	4,762,391
	Extra Work Allowances (OT)	19,713	22,578
	Honorarium	18,000	-
	Contribution to Provident Fund	23,064	118,104
	Contribution to New Pension Fund	2,423,688	2,252,832
	Medical Charges	2,353,651	3,444,521
	Monthly Pension	36,677,146	24,417,928
	Pension Fund Commutation	-	2,271,884
	Others - Security Guard's Expenses	5,276,344	4,418,168
	Total of schedule 14	145,549,071	141,112,728
Schedule No.	Particulars	For Year Ended 31st March	
		2018	2017
15	Other Administrative Expenses		
	Office Expenses		
	Advertisement and Publicity	431,146	696,611
	Audit Fees	125,945	113,185
	Bank Charges	5,340	9,479
	Bank Charges - FCRA	1,150	-
	Conveyance Expenses	57,154	40,184
	Convocation/ Founders Day Expenses	750,489	340,406
	Electricity Expenses	6,836,400	5,878,751
	Domain and Scopus Fees	-	-
	Hindi Workshop Expenses	50,058	48,052
	Insurance	80,471	139,497
	Internet Charges	194,834	255,604



	Legal Charges	108,150	138,450
	Petrol & Fuel Charges	85,264	107,023
	Postage & Courier	179,200	238,701
	Professional Fees	868,284	611,928
	Rent, Rates and Taxes	1,243,461	1,171,506
	Refreshment Expenses	197,474	208,140
	Registration Fee	853,889	51,100
	Staff Clothing	24,850	69,852
	Staff Welfare	-	21,871
	Stationary and Printing	1,572,379	1,400,687
	Sundry Expenses	79,269	59,649
	Telephone Charges	41,413	84,707
	Write off	-	-
	Repairs and Maintenance	11,806,966	17,137,738
	Travelling Allowance Expenses	1,301,612	988,725
	Computer & Peripheral Written Off	-	-
	Total of schedule 15	26,895,198	29,811,846
Schedule No.	Particulars	For Year Ended 31st March	
		2018	2017
16	Other Revenue Expenditure		
	Fellowship in Demography	29,918,955	28,550,624
	IT and Software (Revenue)	6,933,369	7,604,351
	Outsourcing Services	4,777,006	2,732,382
	Expenditure on Research Project	4,239,758	1,868,217
	Expenditure on Demographic Seminar	3,131,830	2,388,744
	Short Term Courses	383,038	-
	Study Tours	335,925	-
	Foreign Travelling Expenses	499,765	624,557
	Total of schedule 16	50,219,646	43,768,875
Schedule No.	Particulars	For Year Ended 31st March	
		2018	2017
17	Improvement of Hostel Accommodation Fund		
	Hostel Warden Hon.	-	18,000
	Kitchen Appliances	-	29,330
	Sports Article	-	163,910
	Hostel Maintenance	-	711,315
	Sundry	-	2,347
		-	924,902
	General Pool Honorarium		
	Interest Accrued	-	-
	Total of schedule 17	-	924,902



International Institute for Population Sciences

Notes annexed to and forming part of the statement of affairs as at 31st March 2018, Receipts and Payment account and Income and Expenditure account for the year ended 31st March 2018.

Statement of Significant Accounting Policies followed in the Compilation of the Accounts:

a) Basis for Preparation of Accounts:

The Financial Statements are prepared under historical cost convention on an accrual basis of accounting. The financial statements are prepared on individual basis i.e. Projects having separate Bank accounts have not been incorporated in this financial statement but some project like; Population Environment, CWW, VRS projects are merged in IIPS and not having their separate bank accounts. Statements are prepared in accordance with the generally accepted accounting principles in India to adhere to the common format of financial statements for central autonomous bodies issued by Comptroller and Auditor General of India and to comply with the accounting standard issued by the Institute of Chartered Accountant of India to the extent applicable.

b) Uses of Estimates:

The preparation of financial statements, in conformity with the generally accepted accounting principles, requires estimates and assumptions to be made that affects the reported amounts of assets and liabilities on the date of financial statements and the reported amounts of revenues and expenses during the year under report. Difference between the actual results and estimates are recognized in the year in which the results are known/ materialized.

c) Depreciation:

Depreciation on Fixed Assets is provided on straight line method at the rates approved by the Executive Council of Institute.

Depreciation on addition to Assets during the year is provided on pro rata basis commencing from the month during which the asset is purchased.

d) Revenue Recognition:

All Incomes are recognized on accrual basis. All grants received by Institute also shown in income. Income from Projects Like EMS is not shown in Income and Expenditure Account and directly reflected in Balance Sheet as treated at par with projects for which separate fund is maintained.

e) Fixed Assets:

All Fixed Assets are stated at cost of acquisition less accumulated depreciation. Costs comprises of purchase price, pre-operative cost, and costs of bringing the assets to its working condition for its intended use.

f) Foreign Exchange Transaction:

Transactions in foreign currencies are recorded at the exchange rates prevailing on the date of the transactions.



g) **Grants in Aid:**

- a) The Grants-in-Aid received from the Ministry of Health & Family Welfare (MoH&FW), Government of India is accounted for on accrual basis. Accordingly, any deficit / surplus of grant has been shown as Unutilized Grant Receivable.
- b) The grants utilized for the purchase of fixed assets have been shown under the head of Capital Assets Fund.
- c) Utilization certificate is prepared in the prescribed format as per GFR 12A on the basis of Receipt & Payment A/c for the Grant-in-aid received from MoH&FW, Govt. of India.

h) **Investment :**

Current Investments are carried at lower of cost and fair value which is determined for each individual investment.

Government of India Securities is carried at cost since the management's intention is to hold them till maturity.

i) **Retirement Benefit:**

- **General and Contributory Provident Fund -**

All the permanent employees of the Institute are entitled to receive benefits under the Provident Fund; a defined contribution plan in which both the employee and the Institute contribute monthly at a stipulated rate as specified by the Government. The Institute has no liability for future Provident Fund benefits other than its annual contribution and yearly accrued interest thereon and recognizes such contributions as an expense in the year in which it is incurred/paid.

- **Pension and Gratuity -**

The Institute provides for Pension and Gratuity under a defined benefit retirement plan covering eligible employees. The plan provides for lump sum payments to employees at retirement, death while in employment or on termination of employment. The Institute accounts for liability of future gratuity benefits based on an external actuarial valuation carried out annually for assessing liability. Provision is recognized in Balance sheet and treated as expenditure at the time of actual payment.

- **Leave Encashment -**

Leave encashment to be payable in future are provided for based on actuarial valuation. Provision is recognized in Balance sheet and treated as expenditure at the time of actual payment.

j) **Provisions:**

A provision is recognized when the Institute has a present obligation as a result of a past event; it is probable that outflow of resources will be required to settle the obligation and in respect of which a reliable estimate can be made.



k) **Change in Accounting Policies:** All type of Transactions related to Institute development fund, Hostel improvement fund, EMS and General pool honorarium are routed through Balance Sheet and not through Income and Expenditure account. This change in accounting policies is applied on a prospective basis as restatement of previous reporting periods cannot be reliably measured by applying new accounting policies. This change in accounting policy is applied to provide reliable and more relevant information about an entity's financial position and operating performance.

l) **Consolidating and Non-consolidating Projects:**

On receipt of grant the Institute undertakes activity of conducting various surveys relating to Population Sciences. Granting authority can be Government or Foreign/ Other Agency. As a legal requirement separate set of books are maintained for Projects funded by foreign agency. Such projects are not consolidated in the books of the Institute. In respect of consolidating projects, Project fund are reflected as Current liability separately. Balances as per respective books as on 31.03.2018 are shown as Annexure X.

Notes to Accounts:

a) **Fixed Assets:**

Fixed assets cost comprises of the purchase price and other attributable cost of bringing the asset to its working condition for its intended use. Fixed Assets are shown at cost less depreciation.

b) **Earmarked fund & Fund Interest:**

Earmarked fund consist of sums set aside for utilization towards specified purpose of Provident Fund, Pension Fund & Student's Award Fund. The said sum is invested in Interest bearing Securities. Interest on such fund is reflected separately as liability in "Fund Interest account".

c) **Foreign Currency transactions:**

The grants received from foreign agencies to execute various projects are translated at Exchange rates indicated by bank at the time of receipt.



d) **Employee Benefit:**

Assumptions:

Particular	Basis of Assumption
Mortality	Mortality rates as given under Indian Assured Lives Mortality (2006-08) Ultimate.
Retirement Age	Considered the retirement age of all employees as 60 & 62 Years, as advised by the company.
Attrition Rate	Attrition rate represents employee turnover other than on account of retirement, death or disablement. It is dependent on the nature of business carried out by the organization and retention policy of organization.
Salary Escalation Rate	Estimate of future salary increase has been done on the basis of current salary suitably projected for future, beginning from the end of first year taking into consideration the general trend in inflation, seniority, promotion and other relevant factors, such as supply and demand in the employment market.
Discount Rate	The rate used to discount post-employment benefit obligations reflects the estimated timing of benefit payment and the currency in which the benefits are to be paid.

Rates:

Particular	Rate in %(per annum)
Attrition Rate	2.00
Salary Escalation Rate	5.00
Discount Rate	7.82

Long term employee benefits (Unfunded)

Particular	Gratuity	Pension fund	Leave Encashment
Opening balance	43890381	705007915	49845409
Add/Less: Transitional liability recognized during the year	15,248,439	(76,316,963)	(5,133,009)
Closing balance	59,138,820	628,690,952	44,712,400

All Retirement and other Terminal Benefits such as Gratuity, Leave Encashment etc. are not accounted on year to year basis and the same are recognized in the year of occurrence of event and directly shown in the Balance Sheet - Liability Side under the head provision and on Assets Side under the head Grant Receivable but not due for payment .

e) **Consolidating and Non-consolidating Projects:**

On receipt of grant the Institute undertakes activity of conducting various surveys relating to Population Sciences. Granting authority can be Government or Foreign/ Other Agency. As a legal requirement separate set of books are maintained for Projects funded by foreign agency. Such projects are not consolidated in the books of the Institute. In respect of consolidating projects, Project fund are reflected as Current



liability separately. Balances as per respective books as on 31.03.2018 are shown as Annexure X. For Non - consolidated projects, please see Annexure XI-A.

Statutory dues :

The compliance stated as per the provision of Income Tax Act with respect to Tax deducted at Sources (TDS), Professional Tax (PT), General Provident Fund (GPF), Contributory Provident Fund (CPF) and Pension Scheme have been found to be appropriately complied by the institute .

- f) In the opinion of the management, the current assets, loans and advances have a value of realization in the ordinary course of business, at least equal the amount at which they are stated in the Statement of Affairs.
- g) Previous year's figures have been regrouped and reworked wherever necessary.

As per our report attached

For Swaroop Jain & Co.,
Chartered Accountants
FRN No. 112058W


Saurabh Jain
Partner

Membership No. 141336

Place- Mumbai

Date: 03rd August 2018



INTERNATIONAL INSTITUTE FOR POPULATION SCIENCES

Institute's replies to Audit Notes for the year 2017-2018

SCHEDULE - "18-A"

Statement of Significant Accounting Policies followed in Compilation of Accounts:

- (a) to (l) - Explains the accounting policies of the institute and the audit remarks are for information.

Notes to Accounts:

- (a to d) Audit remarks are for information.
- (e) **Consolidating and Non-consolidating Projects:** The Institute shall refund the balance amount to the funding agency on completion of project activities as per the MoU signed between the parties.
- (f to g) Audit remarks are for information.



रामचन्द्र वासु राठी
Ramchandra Vasu Rathod
सहायक वित्त अधिकारी
Assistant Finance Officer
अन्तर्राष्ट्रीय जनसंख्या विज्ञान संस्थान
International Institute for Population Sciences
देवनार / Deonar, मुम्बई / Mumbai-400088

INTERNATIONAL INSTITUTE FOR POPULATION SCIENCES
(Accompaniment of Balance Sheet as on 31/03/2018)

ANNEXURE - I :- Details of Land & Buildings of the Institute

Sl	Particulars of the Asset	Gross Block				Depreciation @ 2.5%					WDV as on 31.03.2018 (Rs.)	WDV as on 31.03.2017 (Rs.)
		As on 01/04/2017	Addition	Adjustments Disposal / sale (Rs.)	As on 31/03/2018	Accumulated Depreciation as on 01/04/2017	On balances as of 01/04/2017	On Addition	On Deletions 2017-18	Total Depreciation as on 31/03/2018		
		(1)	(2)	(3)	(4)	(5)	(6)	(7)	(8)	(9)	(10)	(11)
A	Land on Freehold Property	104,429	-	-	104,429	-	-	-	-	-	104,429	104,429
		104,429	-	-	104,429	-	-	-	-	-	104,429	104,429
B	Building											
1	Main Building	15,237,571	-	-	15,237,571	1,980,474	380,939	-	-	2,361,413	12,876,158	13,257,097
2	Development Internal Roads, Pavement	2,396,292	-	-	2,396,292	539,596	59,907	-	-	599,503	1,796,789	1,856,696
3	Hostel Building (old)	10,332,723	-	-	10,332,723	1,289,120	258,318	-	-	1,547,438	8,785,285	9,043,603
4	Director's Bungalow	276,590	-	-	276,590	62,232	6,915	-	-	69,147	207,443	214,358
5	Staff Qtrs. Type I to IV & Servant Qtrs.	9,632,092	-	-	9,632,092	2,137,116	240,802	-	-	2,377,918	7,254,174	7,494,976
	<u>IIPS Deonar Campus</u>											
6	Guest House	10,278,864	4,375,564	-	14,654,428	151,236	256,972	9,116	-	417,324	14,237,104	10,127,628
7	Convocation Hall Renovation	1,098,690	-	-	1,098,690	247,206	27,467	-	-	274,673	824,017	851,484
8	Academic Building	7,174,687	-	-	7,174,687	1,034,266	179,367	-	-	1,213,633	5,961,053	6,140,420
9	Water Reservoir	334,504	-	-	334,504	79,321	8,363	-	-	87,684	246,820	255,183
10	Library-Cum Computer Centre Building	51,452,898	-	-	51,452,898	3,369,155	1,286,322	-	-	4,655,477	46,797,421	48,083,743
11	New Hostel Building	35,178,820	-	-	35,178,820	4,039,308	879,471	-	-	4,918,779	30,260,041	31,139,512
12	Compound Wall, Fencing, UCR Wall,	2,638,323	-	-	2,638,323	593,622	65,958	-	-	659,580	1,978,743	2,044,701
13	Bore Well	45,617	-	-	45,617	10,264	1,140	-	-	11,404	34,213	35,353
14	Car Shed	1,079,806	-	-	1,079,806	120,332	26,995	-	-	147,327	932,479	959,474
15	Lift	426,953	-	-	426,953	96,064	10,674	-	-	106,738	320,215	330,889
16	Recreation Hut, Gym,	399,163	-	-	399,163	89,811	9,979	-	-	99,790	299,373	309,352
17	Street Light	600,000	-	-	600,000	135,000	15,000	-	-	150,000	450,000	465,000
18	Canteen Renovation	142,000	-	-	142,000	32,031	3,550	-	-	35,581	106,419	109,969
19	Renovation Classroom/Seminar Hall	1,422,000	-	-	1,422,000	319,950	35,550	-	-	355,500	1,066,500	1,102,050
20	Sign Board	125,108	-	-	125,108	32,338	3,128	-	-	35,466	89,642	92,770
21	A.C. Guard	411,000	-	-	411,000	92,475	10,275	-	-	102,750	308,250	318,525
22	Panel Board 440V/VTPN DB	582,842	-	-	582,842	136,580	14,571	-	-	151,151	431,691	446,262
23	Badminton Court	51,000	-	-	51,000	11,475	1,275	-	-	12,750	38,250	39,525
24	Nallah	23,448,927	-	-	23,448,927	4,103,431	586,223	-	-	4,689,654	18,759,273	19,345,496
		174,766,469	4,375,564	-	179,142,033	20,702,405	4,369,161	9,116	-	25,080,682	154,061,351	154,064,064
	<u>Nerul Quarters</u>											
25	Staff Quarters Nerul Navi Mumbai	11,700,959	-	-	11,700,959	1,935,341	292,524	-	-	2,227,865	9,473,094	9,765,618
		11,700,959	-	-	11,700,959	1,935,341	292,524	-	-	2,227,865	9,473,094	9,765,618
	Total -Building	186,467,428	4,375,564	-	190,842,992	22,637,746	4,661,685	9,116	-	27,308,547	163,534,445	163,829,682
	Grand Total-Land & Building	186,571,857	4,375,564	-	190,947,421	22,637,746	4,661,685	9,116	-	27,308,547	163,638,874	163,934,111



INTERNATIONAL INSTITUTE FOR POPULATION SCIENCES

(Accompaniment of Balance Sheet as on 31/03/2018)

ANNEXURE - II :- Details of Equipment of the Institute

Sl	Particulars of the Asset	Gross Block				Depreciation @ 10%					WDV as on 31.03.2018 (Rs.)	WDV as on 31.03.2017 (Rs.)
		As on 01/04/2017	Addition	Adjustments Disposal/ sale (Rs.)	As on 31/03/2018	Accumulated Depreciation as on 01/04/2017	On balances as of 01/04/2017	On Addition	On Deletions 2017-18	Total Depreciation as on 31/03/2018		
		(1)	(2)	(3)	(4)	(5)	(6)	(7)	(8)	(9)	(10)	(11)
1	Audio Visual Equipment	1,015,909	-	-	1,015,909	286,551	101,591	-	-	388,142	627,767	729,358
2	Franking Machine	291,713	-	-	291,713	221,391	29,171	-	-	250,562	41,151	70,322
3	Typewriters	142,752	-	-	142,752	128,477	14,275	-	-	142,752	0	14,275
4	Calculators	135,736	-	-	135,736	121,769	13,574	-	-	135,343	393	13,967
5	Micro-Film Camera	1,483	-	-	1,483	1,335	148	-	-	1,483	0	148
6	Recadell Commercial Reader	635	-	-	635	572	64	-	-	636	(1)	64
7	Gestetner Duplicator	33,595	-	-	33,595	30,236	3,360	-	-	33,596	(1)	3,360
8	Tape/DVD Recorder	70,135	-	-	70,135	42,028	7,014	-	-	49,042	21,094	28,108
9	Photo Copying Machine	1,456,522	-	-	1,456,522	787,898	145,652	-	-	933,550	522,972	668,624
10	Projectors/Screen	3,063,409	-	-	3,063,409	442,905	306,341	-	-	749,246	2,314,163	2,620,504
11	Air- Conditioners	2,954,050	282,680	-	3,236,730	1,971,213	295,405	4,882	-	2,271,501	965,229	982,837
12	Printing Press Equipment with	27,038	-	-	27,038	24,334	2,704	-	-	27,038	(0)	2,704
13	Internal Telephone System	73,185	-	-	73,185	65,867	7,319	-	-	73,186	(1)	7,319
14	Tata Internal Telephone System	579,560	-	-	579,560	521,604	57,956	-	-	579,560	0	57,956
15	Drilling Machine	5,044	-	-	5,044	4,539	504	-	-	5,043	1	505
16	Radio	162	-	-	162	146	16	-	-	162	0	16
17	Ladder Aluminum	40,361	-	-	40,361	11,698	4,036	-	-	15,734	24,627	28,663
18	Air Coolers	25,230	-	-	25,230	18,705	2,523	-	-	21,228	4,002	6,525
19	Public Address System & Accessories	904,529	-	-	904,529	571,912	90,453	-	-	662,365	242,164	332,617
20	Water Coolers/Dispenser	742,085	142,500	-	884,585	513,311	74,209	5,542	-	593,061	291,524	228,774
21	Refrigerators	107,190	-	-	107,190	65,070	10,719	-	-	75,789	31,401	42,120
22	Grass Cutter	17,026	-	-	17,026	11,305	1,703	-	-	13,008	4,018	5,721
23	T.V./LCD / Dish Antina/ Set Box	353,802	32,896	-	386,698	216,125	35,380	1,645	-	253,150	133,548	137,677
24	Kitchen Equipment	180,470	-	-	180,470	57,423	18,047	-	-	75,470	105,000	123,047
25	Water Pumps	87,346	-	-	87,346	69,209	8,735	-	-	77,944	9,402	18,137
26	Electric Amplifier	15,270	-	-	15,270	3,260	1,527	-	-	4,787	10,483	12,010
27	Cooking Range/Microwave	25,437	-	-	25,437	18,034	2,544	-	-	20,578	4,859	7,403
28	Electric Starter	1,550	-	-	1,550	1,395	155	-	-	1,550	0	155
29	Rice Grinder / Mixer Grider / Idli Maker	1,378	66,000	-	67,378	1,240	138	2,200	-	3,578	63,800	138
30	Postal Weighing Machine	33,897	-	-	33,897	26,932	3,390	-	-	30,322	3,575	6,965
31	Water Heater/Geysor/Boiler	189,134	-	-	189,134	165,948	18,913	-	-	184,861	4,273	23,186
32	Vacuum Cleaner	37,835	-	-	37,835	23,603	3,784	-	-	27,387	10,449	14,233
33	Big Stapler	6,636	-	-	6,636	5,973	664	-	-	6,637	(1)	663
34	Electronic Stencil Cutter	23,400	-	-	23,400	21,060	2,340	-	-	23,400	0	2,340
35	Modi Xerox- 1025 200m	2,005,012	-	-	2,005,012	1,830,924	200,501	-	-	2,031,425	(26,413)	174,088
36	V. C. R. G 10	16,020	-	-	16,020	14,418	1,602	-	-	16,020	0	1,602
37	Photophone Superlitter II 16mm Proj./Toshiba	15,853	-	-	15,853	14,268	1,585	-	-	15,853	0	1,585
38	Overhead Projector	153,744	-	-	153,744	138,369	15,374	-	-	153,743	1	15,375



INTERNATIONAL INSTITUTE FOR POPULATION SCIENCES
(Accompaniment of Balance Sheet as on 31/03/2018)
ANNEXURE - II :- Details of Equipment of the Institute

Sl	Particulars of the Asset	Gross Block				Depreciation @ 10%					WDV as on 31.03.2018 (Rs.)	WDV as on 31.03.2017 (Rs.)
		As on 01/04/2017	Addition	Adjustments Disposal / sale (Rs.)	As on 31/03/2018	Accumulated Depreciation as on 01/04/2017	On balances as of 01/04/2017	On Addition	On Deletions 2017-18	Total Depreciation as on 31/03/2018		
		(1)	(2)	(3)	(4)	(5)	(6)	(7)	(8)	(9)	(10)	(11)
39	Photophone Slide Projector	17,214	-	-	17,214	15,492	1,721	-	-	17,213	1	1,722
40	Electrical Motor	800	-	-	800	720	80	-	-	800	0	80
41	B.P. Apparatus	7,612	-	-	7,612	3,664	761	-	-	4,425	3,187	3,948
42	EPABEX Systems with Accessory	661,402	-	-	661,402	595,262	66,140	-	-	661,402	0	66,140
43	Electric Hotplate / Food Service Trolley	52,900	-	-	52,900	47,610	5,290	-	-	52,900	0	5,290
44	Krisp Cold Refrigerator	8,040	-	-	8,040	6,869	804	-	-	7,673	367	1,171
45	Canon SLR Digital Camera 400D	172,773	-	-	172,773	107,672	17,277	-	-	124,949	47,824	65,101
46	Dough Heading Machine	29,150	-	-	29,150	26,235	2,915	-	-	29,150	0	2,915
47	HCL Photocopier	121,500	-	-	121,500	109,350	12,150	-	-	121,500	0	12,150
48	Ureka Water Filter/ Aquaquad	81,318	24,780	-	106,098	62,566	8,132	620	-	71,318	34,780	18,752
49	Fax Machine	79,671	-	-	79,671	74,473	7,967	-	-	82,440	(2,769)	5,198
50	Cordless Telephone	12,340	-	-	12,340	9,164	1,234	-	-	10,398	1,942	3,176
51	Telephone Head Set	10,950	-	-	10,950	7,752	1,095	-	-	8,847	2,103	3,198
52	Infant Meters	220,500	-	-	220,500	185,417	22,050	-	-	207,467	13,033	35,083
53	Telephone Instruments	183,228	-	-	183,228	150,671	18,323	-	-	168,994	14,234	32,557
54	Zero B (on line filter)	7,390	-	-	7,390	6,651	739	-	-	7,390	0	739
55	Smoke Detector	10,400	-	-	10,400	9,360	1,040	-	-	10,400	0	1,040
56	Emergency Light	14,690	-	-	14,690	13,221	1,469	-	-	14,690	0	1,469
57	Ultra violet Tube Light	6,600	-	-	6,600	5,940	660	-	-	6,600	0	660
58	Data Projector/ Slide/LCD Projector	720,478	-	-	720,478	648,662	72,048	-	-	720,710	(232)	71,816
59	Embossing Seal Machine	1,100	-	-	1,100	990	110	-	-	1,100	0	110
60	Sealing Machine	2,211	-	-	2,211	1,990	221	-	-	2,211	(0)	221
61	Hand Dryer	4,578	-	-	4,578	4,120	458	-	-	4,578	(0)	458
62	Exhaust/Ceiling/Wall Fan	730,456	-	-	730,456	243,493	73,046	-	-	316,539	413,917	486,963
63	Fire Alarm/Intrusive Panel	154,713	-	-	154,713	128,222	15,471	-	-	143,693	11,020	26,491
64	Washing Machine	140,325	-	-	140,325	96,606	14,033	-	-	110,639	29,687	43,720
65	Motorized Projector lift	132,750	-	-	132,750	133,856	13,275	-	-	147,131	(14,381)	(1,106)
66	Toshiba Projector	185,569	-	-	185,569	187,115	18,557	-	-	205,672	(20,103)	(1,546)
67	Paper Shredder	30,800	-	-	30,800	27,977	3,080	-	-	31,057	(257)	2,823
68	Microphone	93,710	-	-	93,710	40,461	9,371	-	-	49,832	43,878	53,249
69	Fake Note/Note Counting Machine	10,575	-	-	10,575	8,725	1,058	-	-	9,783	793	1,851
70	Sports Zone	160,000	-	-	160,000	125,418	16,000	-	-	141,418	18,582	34,582
71	UPS	2,576,066	-	-	2,576,066	1,108,336	257,607	-	-	1,365,943	1,210,123	1,467,730
72	Others & Panel Board Capacitor	552,686	-	-	552,686	342,204	55,269	-	-	397,473	155,213	210,482
73	Display Board/Screen	418,125	-	-	418,125	100,720	41,813	-	-	142,533	275,592	317,405
74	Water Purifier	19,265	-	-	19,265	8,607	1,927	-	-	10,534	8,732	10,659
75	Others	124,427	-	-	124,427	43,250	12,443	-	-	55,693	68,734	81,177
76	UPS (PC UP)	5,470	-	-	5,470	2,120	547	-	-	2,667	2,803	3,350
77	Attendance System	45,185	-	-	45,185	18,409	4,519	-	-	22,928	22,258	26,777
78	CCTV Camera	195,595	135,240	-	330,835	75,366	19,560	1,127	-	96,053	234,782	120,229
79	Digital Census Volumes	619,960	-	-	619,960	247,984	61,996	-	-	309,980	309,980	371,976
80	Scanner	10,700	180,275	-	190,975	1,070	15,661	13,521	-	15,661	175,314	9,630
81	Server Equipment	5,470,971	-	-	5,470,971	1,550,108	547,097	-	-	2,097,205	3,373,766	3,920,863
82	Spiral Binding Machine	11,577	-	-	11,577	-	1,158	-	-	1,158	10,419	11,577
83	Leaf Shredding machine	54,411	-	-	54,411	-	5,441	-	-	5,441	48,970	54,411
	GRAND TOTAL	29,004,314	864,371	-	29,868,685	15,034,941	2,900,438	29,537	-	17,964,915	11,903,770	13,969,373



INTERNATIONAL INSTITUTE FOR POPULATION SCIENCES
(Accompaniment of Balance Sheet as on 31/03/2018)
ANNEXURE - III :- Details of Computer & Peripherals of the Institute

Sl	Particulars of the Asset	Gross Block				Depreciation @ 30%					WDV as on 31.03.2018 (Rs.)	WDV as on 31.03.2017 (Rs.)
		As on 01/04/2017	Addition	Adjustments Disposal/ sale (Rs.)	As on 31/03/2018	Accumulated Depreciation as on 01/04/2017	On balances as of 01/04/2017	On Addition	On Deletions 2017-18	Total Depreciation as on 31/03/2018		
		(1)	(2)	(3)	(4)	(5)	(6)	(7)	(8)	(9)	(10)	(11)
1	IBM Machines	2,820	-	-	2,820	2,819	-	-	-	2,819	1	1
2	20 PC's & 10 Printers (UNFPA)	1,381,963	-	-	1,381,963	1,381,962	-	-	-	1,381,962	1	1
3	MCI Micro Computer	11,380	-	-	11,380	11,379	-	-	-	11,379	1	1
4	Personal Computer / Micro Computer	367,229	227,203	-	594,432	367,228	-	22,720	-	389,948	204,484	1
5	Computer Accessories Including MODEM, Web Cam, Speaker	793,283	5,200	-	798,483	793,282	-	1,300	-	794,582	3,901	1
6	Computer (P.C) with Upgradation	19,155,206	-	-	19,155,206	19,155,205	-	-	-	19,155,205	1	1
7	Lan System Computer	1,060,736	5,900	-	1,066,636	1,060,735	-	738	-	1,061,473	5,163	1
8	SX Computer with Ms-Dos	468,600	-	-	468,600	468,599	-	-	-	468,599	1	1
9	Laser Jet Printer	3,007,366	185,702	-	3,193,068	2,940,531	66,834	18,197	-	3,025,562	167,506	66,835
10	INET SERVER, E-Mail SERVER	1,460,107	-	-	1,460,107	1,460,106	-	-	-	1,460,106	1	1
11	Scanner CHP Scanjet 4 CSE with SCSI	331,066	-	-	331,066	331,065	-	-	-	331,065	1	1
12	Dot Matrix Printer & Live Printer	528,923	-	-	528,923	528,922	-	-	-	528,922	1	1
13	C. D. Rom	191,613	-	-	191,613	191,612	-	-	-	191,612	1	1
14	C.D/DVD Writer	96,609	2,655	-	99,264	96,608	-	531	-	97,139	2,125	1
15	Laptop/Note Book	3,529,779	156,536	-	3,686,315	3,529,778	(0)	15,772	-	3,545,550	140,765	1
16	CD Rom Drive	27,769	-	-	27,769	27,768	-	-	-	27,768	1	1
17	Lan System	224,892	-	-	224,892	224,891	-	-	-	224,891	1	1
18	Pen Drive / HDD / RAM	153,120	156,725	-	309,845	153,119	-	30,513	-	183,632	126,213	1
19	Photo Smart Photo Printer	29,120	-	-	29,120	29,119	-	-	-	29,119	1	-
20	Uninterrupted Power Supply (UPS),	907,116	-	-	907,116	907,115	-	-	-	907,115	1	1
21	Router	247,232	-	-	247,232	247,231	-	-	-	247,231	1	1
22	PC with Printer	122,890	-	-	122,890	122,889	-	-	-	122,889	1	1
GRAND TOTAL		34,098,819	739,921	-	34,838,740	34,031,963	66,833	89,771	-	34,188,567	650,173	66,855

INTERNATIONAL INSTITUTE FOR POPULATION SCIENCES
(Accompaniment of Balance Sheet as on 31/03/2018)
ANNEXURE - IV :- Details of Vehicles of the Institute

Sl	Particulars of the Asset	Gross Block				Depreciation @ 10%					WDV as on 31.03.2018 (Rs.)	WDV as on 31.03.2017 (Rs.)
		As on 01/04/2017	Addition	Adjustments Disposal / sale (Rs.)	As on 31/03/2018	Accumulated Depreciation as on 01/04/2017	On balances as of 01/04/2017	On Addition	On Deletions 2017-18	Total Depreciation as on 31/03/2018		
		(1)	(2)	(3)	(4)	(5)	(6)	(7)	(8)	(9)	(10)	(11)
1	Bicycle (1)	3,220	-	-	3,220	2,898	321	-	-	3,219	1	322
2	Maruti Gypsy	602,552	-	-	602,552	546,085	56,466	-	-	602,551	1	56,467
3	Maruti Suzuki	858,953	-	-	858,953	701,578	85,895	-	-	787,473	71,480	157,375
4	XYLO E-8	942,472	-	-	942,472	715,023	94,247	-	-	809,271	133,201	227,449
TOTAL		2,407,197	-	-	2,407,197	1,965,584	236,929	-	-	2,202,514	204,683	441,614



INTERNATIONAL INSTITUTE FOR POPULATION SCIENCES
(Accompaniment of Balance Sheet as on 31/03/2018)
ANNEXURE - V :- Details of Software Packages of the Institute

Sl	Particulars of the Asset	Gross Block				Depreciation @ 20%					WDV as on 31.03.2018 (Rs.)	WDV as on 31.03.2017 (Rs.)
		As on 01/04/2017	Addition	Adjustments Disposal / sale (Rs.)	As on 31/03/2018	Accumulated Depreciation as on 01/04/2017	On balances as of 01/04/2017	On Addition	On Deletions 2017-18	Total Depreciation as on 31/03/2018		
		(1)	(2)	(3)	(4)	(5)	(6)	(7)	(8)	(9)	(10)	(11)
1	SLIM Package	367,337	-	-	367,337	367,336	-	-	-	367,336	1	1
2	Windows 2000	2,453,932	-	-	2,453,932	740,994	490,786	-	-	1,231,780	1,222,152	1,712,938
3	Infinet	50,000	-	-	50,000	50,000	(1)	-	-	49,999	1	-
4	Adobe Acrobat Professional	887,919	-	-	887,919	887,918	-	-	-	887,918	1	1
5	Anti virus	732,702	145,376	-	878,078	732,701	-	12,115	-	744,816	133,262	1
6	SPSS Version 13	3,757,698	4,587,618	-	8,345,316	3,757,697	-	76,460	-	3,834,157	4,511,159	1
7	Linux Server	568,290	-	-	568,290	568,289	-	-	-	568,289	1	1
8	Internet Facility/ Online data	3,809,965	-	-	3,809,965	2,384,912	761,993	-	-	3,146,905	663,060	1,425,053
9	AKRUTI Office 2004	26,000	-	-	26,000	26,000	-	-	-	26,000	0	-
10	End Note	148,246	-	-	148,246	89,913	29,649	-	-	119,562	28,684	58,333
11	JSTOR	1,163,160	-	-	1,163,160	1,163,159	-	-	-	1,163,159	1	1
12	STATA	98,397	40,075	-	138,472	98,396	-	1,336	-	99,732	38,740	1
13	Tally 9	32,964	-	-	32,964	22,722	6,593	-	-	29,315	3,649	10,242
14	Campus Agreement Microsoft	244,688	-	-	244,688	244,688	(1)	-	-	244,687	1	-
15	Coral draw	59,797	-	-	59,797	59,796	-	-	-	59,796	1	1
16	Arc View Lab Package	1,470,000	-	-	1,470,000	1,469,999	-	-	-	1,469,999	1	1
17	MTNL Channel Connectivity Dep@10%	4,963,500	-	-	4,963,500	4,963,500	(1)	-	-	4,963,499	1	1
18	N vivo software	496,304	-	-	496,304	148,891	99,261	-	-	248,152	248,152	347,413
19	Visual Studio Prof 2013	37,279	-	-	37,279	23,610	7,456	-	-	31,066	6,213	13,669
20	Others Software	217,437	703,044	-	920,501	36,243	43,491	11,717	-	91,451	829,050	181,214
	TOTAL	21,585,635	5,476,113	-	27,061,748	17,836,764	1,439,227	101,628	-	19,377,618	7,684,130	3,748,871

INTERNATIONAL INSTITUTE FOR POPULATION SCIENCES
(Accompaniment of Balance Sheet as on 31/03/2018)
ANNEXURE - VI :- Details of Furniture and Fittings of the Institute

Sl	Particulars of the Asset	Gross Block				Depreciation @ 10%					WDV as on 31.03.2018 (Rs.)	WDV as on 31.03.2017 (Rs.)
		As on 01/04/2017	Addition	Adjustments Disposal / sale (Rs.)	As on 31/03/2018	Accumulated Depreciation as on 01/04/2017	On balances as of 01/04/2017	On Addition	On Deletions 2017-18	Total Depreciation as on 31/03/2018		
		(1)	(2)	(3)	(4)	(5)	(6)	(7)	(8)	(9)	(10)	(11)
1	Steel Furniture	9,080,022	487,916	-	9,567,938	7,219,037	908,002	17,804	-	8,144,843	1,423,095	1,860,985
2	Wooden Furniture	8,065,137	379,460	-	8,444,597	5,325,770	806,514	28,773	-	6,161,057	2,283,540	2,739,366
3	Misc. Items	3,191,298	388,597	-	3,579,895	1,196,374	319,130	13,224	-	1,528,728	2,051,167	1,954,924
	TOTAL	20,336,456	1,255,973	-	21,592,429	13,741,182	2,033,646	59,801	-	15,834,628	5,757,801	6,595,274

(Accompaniment of Balance Sheet as on 31/03/2018)
ANNEXURE - VI :- Library Books

Sl	Particulars of the Asset	Gross Block				Depreciation @ 10%					WDV as on 31.03.2018 (Rs.)	WDV as on 31.03.2017 (Rs.)
		As on 01/04/2017	Addition	Adjustments Disposal / sale (Rs.)	As on 31/03/2018	Accumulated Depreciation as on 01/04/2017	On balances as of 01/04/2017	On Addition	On Deletions 2017-18	Total Depreciation as on 31/03/2018		
		(1)	(2)	(3)	(4)	(5)	(6)	(7)	(8)	(9)	(10)	(11)
1	Library Books	97,534,715	11,216,463	2,540	108,748,638	55,199,586	9,753,472	264,614	21	65,217,651	43,530,987	42,335,129
	TOTAL	97,534,715	11,216,463	2,540	108,748,638	55,199,586	9,753,472	264,614	21	65,217,651	43,530,987	42,335,129

International Institute for Population Sciences
ANNEXURE VIII

Details of Capital Items Met from "Improvement of Hostel Accommodation Fund A/c."

Accompaniment of Balance Sheet as on 31/03/2018

SL	Name of the Asset	As on 01/04/2017	Additions (Rs.)	Adjustments / Disposal / sale (Rs.)	As on 31/03/2018
	(1)	(2)	(3)	(4)	(5)
A.	Machinery and Equipments				
1	Typewriter	8,845	-	-	8,845
2	Refrigerator	48,289	-	-	48,289
3	Sound System	47,203	-	-	47,203
4	Air Cooler	2,560	-	-	2,560
5	Water Heater / Geyser	35,576	-	-	35,576
6	Water Cooler	91,571	-	-	91,571
7	T. V.	155,081	-	-	155,081
8	Cooking Range	37,772	-	-	37,772
9	Air Conditioner	70,449	-	-	70,449
10	Bicycle	1,670	-	-	1,670
11	Exercise Equipment- Magnatic Tread Mill	15,000	-	-	15,000
12	Mixer/Grinder	15,695	-	-	15,695
13	Kitchen Items	36,986	17,075.00	-	54,061
14	Venetition Blinds	21,060	-	-	21,060
	TOTAL (A)	587,757	17,075.00	-	604,832
B.	Furniture & Fittings				
1	Steel Furniture	380,733	-	-	380,733
2	Wooden Furniture	443,302	-	-	443,302
3	Ceiling Fans, Chairs	33,000	-	-	33,000
	TOTAL (B)	857,035	-	-	857,035
	TOTAL (A + B)	1,444,792	17,075.00	-	1,461,867



International Institute for Population Sciences
ANNEXURE - IX

Details of Capital Items Met from "Institute Development Fund A/c"
Accompaniment of Balance Sheet as on 31/03/2018

Sl	Name of the Asset	As on 01/04/2017	Additions (Rs.)	Adjustments / Disposal / sale (Rs.)	As on 31/03/2018
	(1)	(2)	(3)	(4)	(5)
A.	Machinery and Equipments				
1	Air Conditioner	232,351	-	-	232,351
2	Overhead Projector & Screen	29,919	-	-	29,919
3	Vacuum Cleaner	14,700	-	-	14,700
4	Cordless Mike	28,550	-	-	28,550
5	Aqua- Guard Filter	18,270	-	-	18,270
6	Amplifier & Microphone	25,945	-	-	25,945
7	Telephone Instrument	10,140	-	-	10,140
8	P.C. & P C Upgradation	518,500	-	-	518,500
	TOTAL (A)	878,375	-	-	878,375
B.	Furniture & Fittings				
1	Steel Furniture	142,910	-	-	142,910
2	Wooden Furniture	54,736	-	-	54,736
3	Ceiling Fans, Chairs	50,950	-	-	50,950
	TOTAL (B)	248,596	-	-	248,596
C.	Infra Structure				
1	Air-conditioning of Convocation Hall	975,000	-	-	975,000
	TOTAL (C)	975,000	-	-	975,000
	TOTAL (A+ B+C)	2,101,971	-	-	2,101,971



International Institute for Population Sciences
ANNEXURE-X

Project Accounts (Schedule 9) for the Year 2017- 2018

Sl	Name of the Project	As on 01/04/2017	Receipt (2017-18)	Expenditure (2017-18)	Transfer to Institute Development fund	Transfer to General Pool Honorary	As on 31/03/2018
	(1)	(2)	(3)	(4)	(5)	(6)	(7)
1	UN Assistance to Inst.A/c. (EMS)	5,088,170	1,065,201	178,236			5,975,135
2	POP ENVIS	24,840	32,699	1,415			56,124
3	STTC Foreign	-	1,007,787	671,186	-		336,601
4	IIPS CWW Project	450,780	-	364,591			86,189
5	Jio Parsi Impact Project	-	234,780	164,331			70,449
	TOTAL	5,563,790	2,340,467	1,379,759	-	-	6,524,498



International Institute for Population Sciences

ANNEXURE - XI-A

Details of Grants Received For 2017-2018 from Foreign/Other Agencies for Non-consolidated Projects

Sr. No.	Funding Agency / Name of the Project	Opening Balance as on 01-04-2017	Addition (2017-18)	Other Receipts / Adjustments (2017-18 (Rs.))	Interest (2017-18)	Expenditure (2017-18)	Grant Repaid	Grant up till 31/03/2018
	(1)	(2)	(3)	(4)	(5)	(6)	(7)	(8)
1	FHWS Project	1,30,365	-	-	5,140	-	-	135505
2	WHO-SAGE Project	7,52,455	387,47,520	-	19,789	3,73,461	-	39146303
3	LASI Project	1902,01,439	1769,77,694	-	68,45,332	1527,45,544	-	221278921
4	CNSM Project	13,02,241	-	-	37,840	7,37,966	-	602115
5	CCTS Project	92,127	-	-	3,433	-	-	95560
6	DLHS-4	11,79,463	1,11,828	0	0	50,361	0	12,40,930
7	NFHS-4	16,20,38,164	0	2,15,695	66,70,232	12,82,04,614	0	4,07,19,477
8	CNSG Project	21,698	-	-	1,609	19,470	-	3837
9	AAG Project	9,85,742	-	-	-	6,35,763	3,49,979	0
10	UPAI Project	74,35,854	-	-	1,86,022	35,85,646	-	4036230
11	IIPS POP ENVIS Project	6,28,736	2,90,201	-	21,415	4,30,694	-	509658
12	NFHS-5	14,57,448	69,32,900	0	97,226	36,95,366	2,86,660	45,05,548
13	IIPS Swabhiman Project	56,10,636	117,42,033	-	-	117,45,915	36,89,109	19,17,645
14	SSUP Project	7,64,878	-	-	21,702	-	-	7,86,580
	TOTAL	3726,01,246	2348,02,176	2,15,695	139,09,740	3022,24,800	43,25,748	3149,78,309



International Institute for Population Sciences

ANNEXURE - XI - B

Details of Capital Grants Received For 2017-2018 from Foreign/Other Agencies

Sr. No.	Funding Agency / Name of the Project	Grant Received up till 01/04/2017	Addition (2017-18)	Accumulated Depreciation up till 01/04/2017	Depreciation (2017-18)	Transfer	Grant up till 31/03/2018
	(1)	(2)	(3)	(4)	(5)	(6)	(7)
1	WHO-SAGE Project	5,204,279	-	3,457,643	1,295,150	-	451,486
2	LASI Project	22,013,359	2,388,229	4,880,258	6,642,951	-	12,878,379
3	CNSM Project	1,624,447	-	1,486,820	37125	-	100,502
4	FHWS Project	73,567	-	71,562	470	-	1,535
5	CNSG Project	16,740	-	7,130	1,674	-	7,936
6	DLHS-4	3,86,19,256	0	2,50,43,143	9,833	1,35,55,813	10,467
7	NFHS-4	4,90,35,927	2,15,023	3,21,52,120	1,22,66,787	-	48,32,043
8	UPAI - Project	250,808	-	221,201	29,607	-	-
9	Swabhiman Project	257,548	968,013	14,111	225,081	-	986,369
	TOTAL	117,095,931	3,571,265	67,333,988	20,508,678	13,555,813	19,268,717



ANNEXURE-XII

Sr. No.	Purpose of Grants	Unutilised Balance of Grant to end of 2016-17 (Rs.)	Total Grant Recd.during 2017-18 (Rs.)	Adjustments	Total Grant Re-Appropriated from other heads during 2017-18 (Rs.)/Refund	Other Receipts during 2017-18 (Rs.)	Total	Expenditure (Incl provision) for the year 2017-18 (Rs.)*	Unutilised Balance of Grant to end of 2017-18 (Rs.)*
	(1)	(2)	(3)	(4)	(5)	(6)	(7)	(8)	(9)
1	Grant-in-aid Salaries	20,366,328	83,400,000		-	-	103,766,328	98,236,093	5,530,235
2	Grant-in-aid General	(6,486,184)	141,844,000		-	15,788,871	151,146,687	142,373,832	8,772,855
3	Grant-in-aid for Creation of Capital Assets	(5,440,107)	30,000,000	-	-	-	24,559,893	5,124,292	19,435,601
Total (1+2+3)		8,440,037	255,244,000	-	-	15,788,871	279,472,908	245,734,217	33,738,691
4	Grant Accrued but not due for payment (Acturial Liability)	(798,743,705)	-		-		(798,743,705)	(66,201,533)	(732,542,172)
Total of 4		(798,743,705)	-	-	-	-	(798,743,705)	(66,201,533)	(732,542,172)

Note

- * Expenditure (Incl provision) for the year 2017-18 (Rs.)
Expenditure includes Provision for Expenses & Fixed Assets of Current F.Y.2017-18



ANNEXURE-XII
Statement Showing Unutilised Grant to End of 2017-18

Grants Received Vide Letter No. GOI				Details of unspent balance 31/03/2018 (Rs.)	
			Rs.		Rs.
	Grant-in-aid Salaries				
1	(IIPS)	Dt.27-06-2017	33,400,000	Grant-in-aid Salaries	8,772,855
2	(IIPS)	Dt.12-01-2018	50,000,000		
			83,400,000		
	Grant-in-aid General			Grant-in-aid General	5,530,235
1	(IIPS)	Dt.27-06-2017	77,800,000		
2	(IIPS)	Dt.12-01-2018	64,044,000		
			141,844,000		
	Grant-in-aid for Creation of Capital Assets			Grant-in-aid for Creation of Capital Assets	19,435,601
			Rs.		
1	(IIPS)	Dt.27-06-2017	20,900,000		
2	(IIPS)	Dt.12-01-2018	9,100,000		
			30,000,000		
	Total		255,244,000	Total	33,738,691

Swaroop Jain & Co.
Chartered Accountants
FRN:112058W

(CA Saurabh Jain)
Partner
Membership No.141336

Place: Mumbai
Date: August 3, 2018



For International Institute for Population Sciences

(R.V. Rathod)
Asst. Finance Officer

रामचन्द्र वासु राठोड
Ramchandra Vasu Rathod
सहायक वित्त अधिकारी
Assistant Finance Officer
अन्तर्राष्ट्रीय जनसंख्या विज्ञान संस्थान
International Institute for Population Sciences
देवनार / Deonar, मुंबई / Mumbai-400088

(Dr.L. Ladu Singh)
Offg. Director & Sr. Professor

स्थापन निदेशक / Officiating Director
अन्तर्राष्ट्रीय जनसंख्या विज्ञान संस्थान
International Institute for Population Sciences
Deonar मुंबई / Mumbai-400 088

डॉ. एम. के. कुलकर्णी / Dr. M. K. Kulkarni
कुलसचिव / Registrar
अन्तर्राष्ट्रीय जनसंख्या विज्ञान संस्थान
International Institute for Population Sciences
(विश्वविद्यालय धानुज / Deemed University)
देवनार / Deonar, मुंबई / Mumbai 400 088

INTERNATIONAL INSTITUTE FOR POPULATION SCIENCES
Govandi Station Road, Deonar, Mumbai- 400 088.
Receipt & Payment for the year 2017-18

SI	Receipts	Grant in Aid from MoHPW			Others	Total (Rs.)	SI	Payments	Grant in Aid from MoHPW			Others	Total (Rs.)
		Capital Assets	Salaries	General					Capital Assets	Salaries	General		
PARTICULARS							PARTICULARS						
I Opening Balances							I Recurring Expenses						
1	Cash at Bank-SBI A/c No. 54179	(6,053,703.00)	23,127,481.00	(11,269,636.50)	2,425,843.68	8,229,985.18	A.Salary & Allowances						
2	SBI IIPS Stundets Fee A/c	-	-	2,740.50	-	2,740.50	1	Salaries	-	97,481,017.00	-	-	97,481,017.00
3	Cash in hand	-	-	22,618.00	-	22,618.00	2	Children Education Allowance	-	806,801.00	-	-	806,801.00
4	FCRA SBI Bank A/c No.57385	-	-	-	4,451,813.15	4,451,813.15	3	Leave Travel Concession (LTC)	-	1,177,662.00	-	-	1,177,662.00
5	Andhra Bank A/c 8817	-	-	-	20,201.14	20,201.14			-	99,465,480.00	-	-	99,465,480.00
6	IDBI Bank A/c 72070	-	-	-	111,347.70	111,347.70	B. Establishment Expenses						
7	Andhra Bank (flexi) A/c 40120	-	-	-	13,385.50	13,385.50	1	Pension	-	-	36,712,602.00	-	36,712,602.00
8	SBI IIPS Provident Fund A/c No.28620	-	-	-	1,511,984.00	1,511,984.00	2	Extra Work Allowance	-	-	19,086.00	-	19,086.00
9	SBI Capital & Other Fund A/c	-	-	-	50,531.00	50,531.00	3	Medical Charges	-	-	2,509,293.00	-	2,509,293.00
		-6,053,703.00	23,127,481.00	-11,244,278.00	8,585,106.17	14,414,606.17	4	Security Guards Services Institutes Contribution	-	-	5,182,674.35	-	5,182,674.35
II Grant in Aid Salaries							5	t/w CPF/NPS	-	-	2,406,748.00	-	2,406,748.00
	Grant in Aid General	-	83,400,000.00	-	-	83,400,000.00	6	DCRG	-	-	1,521,372.00	-	1,521,372.00
	Grant in Aid Creation of Capital Assets	30,000,000.00	-	-	-	30,000,000.00	7	Pension Commutation	-	-	-	-	-
		30,000,000.00	83,400,000.00	141,844,000.00	-	255,244,000.00	8	Honorarium	-	-	18,000.00	-	18,000.00
									-	-	48,369,775.35	-	48,369,775.35
III Misc. Receipts							C. Travelling Expenses						
1	Miscellaneous Receipts	-	-	399,114.00	-	399,114.00	1	Travel Staff - India	-	-	1,837,813.00	-	1,837,813.00
2	License Fee (Rent from staff quarters)	-	-	245,769.00	-	245,769.00			-	-	1,837,813.00	-	1,837,813.00
3	Students Tuition Fees	-	-	6,596,086.00	-	6,596,086.00	Administrative Expenses						
4	Students Room Rent	-	-	664,584.00	-	664,584.00	i. Office Expenses						
5	Bank Interest	-	-	576,629.00	-	576,629.00	1	Advertisement & Publicity	-	-	431,146.00	-	431,146.00
6	Interest Recd. FD Short Term	-	-	3,046,414.00	-	3,046,414.00	2	Audit Fees	-	-	125,945.00	-	125,945.00
7	Water & Electricity charges	-	-	52,260.00	-	52,260.00	3	Bank Charges	-	-	5,339.69	-	5,339.69
8	Interest on Staff Advances	-	-	276,144.00	-	276,144.00	4	FCRA Bank Chahrges	-	-	1,150.00	-	1,150.00
9	RTI Information Application Form	-	-	290.00	-	290.00	4	Conveyance Convocation/ Founder	-	-	57,154.00	-	57,154.00
10	Processing Fee	-	-	722,437.00	-	722,437.00	5	Day Exp.	-	-	750,489.00	-	750,489.00
11	Sale of Data CD	-	-	-	-	-	6	Electricity Charges	-	-	6,469,639.92	-	6,469,639.92
12	Sale of Scrap-Equipment	-	-	3,200.00	-	3,200.00			-	-	-	-	-
13	Sale of Tender Forms	-	-	33,500.00	-	33,500.00			-	-	-	-	-
		-	-	12,616,427.00	-	12,616,427.00			-	-	-	-	-

INTERNATIONAL INSTITUTE FOR POPULATION SCIENCES

Govandi Station Road, Deonar, Mumbai- 400 088.

Receipt & Payment for the year 2017-18

Sl	Receipts	Grant in Aid from MoHFW			Others	Total (Rs.)	Sl	Payments	Grant in Aid from MoHFW			Others	Total (Rs.)
		Capital Assets	Salaries	General					Capital Assets	Salaries	General		
							7	Hindi Workshop Exp.	-	-	50,058.00		50,058.00
IV Other & Project Receipts							8	Insurance	-	-	80,471.00		80,471.00
A. Consolidating Projects							9	Internet Charges	-	-	212,675.00		212,675.00
1 Population Envis Project	-	-	-	-		-	10	Legal Charges	-	-	199,000.00		199,000.00
	-	-	-	-		-	11	Petrol, Oil and Lubricant	-	-	93,290.00		93,290.00
							12	Postage & Courier	-	-	180,708.40		180,708.40
B.Non-Consolidating Projects							13	Professional Fees	-	-	846,284.00		846,284.00
1 IIPS Swabhiman Project	-	-	-	-	10,962,069.00	10,962,069.00	14	Rates & Taxes	-	-	1,229,256.00		1,229,256.00
2 IIPS NFHS5 Project	-	-	-	-	4,370.00	4,370.00	15	Refreshment Expenses	-	-	204,012.00		204,012.00
3 FC-WHO Sage Project	-	-	-	-	38,747,520.00	38,747,520.00	16	Registration Fee	-	-	853,889.00		853,889.00
4 Jiyo Parsi Impact Project					234,780.00	234,780.00	17	Staff Clothing	-	-	24,850.00		24,850.00
5 FC-Lasi Project					200.00	200.00	18	Staff Welfare Activities	-	-	-		-
	-	-	-	-	49,948,939.00	49,948,939.00	19	Stationery & Printing	-	-	1,575,754.00		1,575,754.00
							20	Sundry Expenses	-	-	79,269.00		79,269.00
							21	Telephone Charges	-	-	41,496.00		41,496.00
									-	-	13,511,876.01		13,511,876.01
C.Regular Courses							ii. Bldg. & Other Maintenance Charges						
1 EMS Distance Education Short Term Course ISS (CSO)	-	-	-	-	1,065,201.00	1,065,201.00	1	Academic Building	-	-	1,334,429.25		1,334,429.25
2 STIC Foreign	-	-	-	-	651,799.00	651,799.00	2	Administrative Building	-	-	1,388,582.25		1,388,582.25
3 UGC Grant in Fellowship Rajiv Gandhi National Fellowship	-	-	-	-	1,007,787.00	1,007,787.00	3	Directors Bunglow	-	-	-		-
	-	-	-	-	13,220,936.00	13,220,936.00	4	Furniture & Fittings	-	-	-		-
					1,149,271.00	1,149,271.00	5	Garden	-	-	18,556.00		18,556.00
	-	-	-	-	17,094,994.00	17,094,994.00	6	Guest House	-	-	74,792.00		74,792.00
D.Salary Deductions							7	Hostel Building	-	-	401,471.00		401,471.00
1 PT Parsi Project	-	-	-	-	575.00	575.00	8	Institutes Vehicle	-	-	84,273.00		84,273.00
2 TDS Payable PARSI Project Employees Co-op. Credit Society	-	-	-	-	295.00	295.00	9	Library-cum-Computer Bldg.	-	-	1,422,525.25		1,422,525.25
3 Income Tax	-	-	-	-	6,788,203.00	6,788,203.00	10	Library	-	-	128,966.00		128,966.00
4 Insurance Premium LIC	-	-	-	-	12,923,771.00	12,923,771.00	11	Staff Quarters	-	-	1,534,552.25		1,534,552.25
	-	-	-	-	994,744.40	994,744.40			-	-	6,388,147.00		6,388,147.00
6 Postal Life Insurance	-	-	-	-	-	-	iii. Computer & Equipment Maintenance Charges						
7 Profession Tax	-	-	-	-	426,525.00	426,525.00	1	Computers	-	-	571,465.00		571,465.00
8 Staff Welfare Fund	-	-	-	-	11,000.00	11,000.00	2	Equipments	-	-	1,206,670.00		1,206,670.00
9 TDS	-	-	-	-	1,335,152.00	1,335,152.00			-	-	1,778,135.00		1,778,135.00
10 TA/DA Recovery	-	-	-	-	57,313.00	57,313.00			-	-			

INTERNATIONAL INSTITUTE FOR POPULATION SCIENCES

Govandi Station Road, Deonar, Mumbai- 400 088.

Receipt & Payment for the year 2017-18

Sl	Receipts	Grant in Aid from MoHFW			Others	Total (Rs.)	Sl	Payments	Grant in Aid from MoHFW			Others	Total (Rs.)
		Capital Assets	Salaries	General					Capital Assets	Salaries	General		
11	Group Insurance	-	-	-	257,547.00	257,547							
		-	-	-	22,795,125.40	22,795,125.40							
	E.Fund Interest:							A. Plan Revenue					
	CPF/GPF Investments:							II Expenditure					
1	Interest	-	-	-	3,365,238.00	3,365,238.00		Fellowship in					
2	CPF/GPF Bank Interest	-	-	-	166,325.00	166,325.00	1	Demography	-	-	29,924,799.00		29,924,799.00
3	Interest on Awards Payable	-	-	-	41,193.00	41,193.00			-	-	6,933,369.00		6,933,369.00
4	Interest on Govt. Securities	-	-	-	126,000.00	126,000.00	2	IT & Software (Rev)	-	-	1,871,975.00		1,871,975.00
5	Interest on Hostel Imp.	-	-	-	278,080.00	278,080.00	3	Outsourcing Services	-	-	3,708,367.00		3,708,367.00
6	Interest on IDF	-	-	-	14,192,080.00	14,192,080.00	4	Research Project	-	-	2,946,905.40		2,946,905.40
7	Interest on Pension Fund	-	-	-	721,842.00	721,842.00	5	Seminar in Demography	-	-	499,765.00		499,765.00
8	Interest on FCRA Bank	-	-	-	-	-	6	Travelling Allowance	-	-	324,238.00		324,238.00
		-	-	-	18,890,758.00	18,890,758.00	7	(Foreign)	-	-	200,080.00		200,080.00
							8	Short Term Course	-	-	46,409,498.40		46,409,498.40
								MOHFW	-	-			
								Study Tour	-	-			
									-	-			
	F.Deposits Payable							B. Assets					
1	Deposit from Contractor	-	-	-	803,712.00	803,712		Grant in Aid (Plan Capital)					
2	Deposit from Ramesh Book	-	-	-	-	-	1	Furniture & Fittings	-	-	1,255,973.00		1,255,973.00
3	Binder	-	-	-	-	-	2	Capital WIP CPWD Aca.	-	-	-		-
4	Library Books Deposit	-	-	-	473,000.00	473,000	3	& Guest H.	-	-	-		-
5	Student Dining Hall	-	-	-	842,134.00	842,134	4	Capital WIP CPWD New	-	-	-		-
6	Deposit	-	-	-	2,118,846.00	2,118,846.00	5	Project	3,520,000.00	-	-		3,520,000.00
							6	Buildings	-	-	-		-
							7	Staff Quarters at nerul	-	-	-		-
							8	Library Books	-	-	11,213,923.00		11,213,923.00
							9	Computer & Peripherals	739,921.00	-	-		739,921.00
								Equipments	684,096.00	-	-		684,096.00
								IT & Software Packages	-	-	5,476,113.00		5,476,113.00
									4,944,017.00	-	17,946,009.00		22,890,026.00
								III Deposits/Advances					
								Advances	-	-	-		-
								(Contingencies)	-	-	1,317,995.00		1,317,995.00
								Security Deposit	-	-	-		-
								BSES/Reliance	-	-	-	12,330.00	12,330.00
								Security Deposit with	-	-	-		-
								MSEB	-	-	270.00		270.00
								Deposit with MCGM	-	-	-	45,000.00	45,000.00
								Prepaid Library Books	-	-	-		-
								Prepaid Mtn. Of	-	-	-		-
								Computer/Equip.	-	-	-		-
								Advance with CPWD	3,904,208.00	-	9,244,612.00		13,148,820.00
								Advance with NIC	273,212.00	-	2,269,523.00		2,542,735.00
								Advance for LTC	-	-	233,800		233,800.00



INTERNATIONAL INSTITUTE FOR POPULATION SCIENCES
Govandi Station Road, Deonar, Mumbai- 400 088.
Receipt & Payment for the year 2017-18

Sl	Receipts	Grant in Aid from MoHPW			Others	Total (Rs.)	Sl	Payments	Grant in Aid from MoHPW			Others	Total (Rs.)	
		Capital Assets	Salaries	General					Capital Assets	Salaries	General			
							10	House Bldg. Advance			558,100.00	-	558,100.00	
									4,177,420.00	233,800	13,390,230.00	57,600.00	17,859,050.00	
V	Investment/Transfer of Funds						IV	Deduction from Salaries/						
	A. Investment Short Term Deposit							& Other Payments						
	FD against Short Term				7,085,000.00			Salary Deductions						
1	Deposit -AB	-	-			7,085,000.00								
	FD against Short Term						1	BHU	-	-	-	-	-	
2	Deposit -PNB													
	FD against Short Term				275,300,000.00		2	CTD	-	-	-	-	-	
3	Deposit -SBI					275,300,000.00								
	FD against Short Term						3	Forex Certificate Charges	-	-	-	-	-	
4	Deposit -VB							IIPS Employees Co-Op.	-	-	-	6,788,203.00	6,788,203.00	
					282,385,000.00	282,385,000.00	4	Credit Society	-	-	-	12,923,771.00		
	B. Provident Fund Investmenets						5	Income Tax	-	-	-		12,923,771.00	
					14,658,110.00	14,658,110.00	6	Insurance premium LIC	-	-	-	996,994.20	996,994.20	
1	FD against CPF/GPF - AB	-	-											
	FD against CPF/GPF Govt.						7	Postal Life Insurance	-	-	-			
2	Bond				2,621,132.00	2,621,132.00								
					5,000,000.00	5,000,000.00	8	Profession Tax	-	-	-	445,825.00	445,825.00	
3	FD against CPF/GPF - SBI													
					27,815,000.00	27,815,000.00	9	Staff Wefare Fund	-	-	-	11,000.00	11,000.00	
4	FD against CPF/GPF - VB					27,815,000.00		10	TDS	-	-	1,335,152.00	1,335,152.00	
					50,094,242.00	50,094,242.00						211,949.00		
	C. Pension Fund Investments						11	Group Insurance Scheme	-	-	-		211,949.00	
	FD against Pension Fund-				3,141,696.00	3,141,696.00	12	Kurla Nagarik Bank	-	-	-			
1	AB													
	FD against Pension Fund-				7,050,000.00	7,050,000.00								
2	VB					7,050,000.00						22,712,894.20	22,712,894.20	
					10,191,696.00	10,191,696.00								
	D. Students Award Investments													
	Dr.Asha Bhende Memorial				100,000.00	100,000.00								
1	Award	-	-											
	Dr. Chandrashekharan				360,816.00	360,816.00	V	Other Payments						
2	Award						1	EMS Project	-	-	-	178,236.00	178,236.00	
3	Dr. J.R. Rele Award				15,000.00	15,000.00								
							2	IIPS CWW Project	-	-	-	364,591.00	364,591.00	
4	Dr. K. Srinivasan Award				100,000.00	100,000.00						1,415.00	1,415.00	
							3	Population Envis Project	-	-	-			
5	Dr. P.N. Mari Bhat Award				1,000.00	1,000.00		4	Deposit from Contractor	-	-	-	1,257,591.00	1,257,591.00
6	Cash Award CFPI							5	Library Books Deposit	-	-	-	295,000.00	295,000.00
					576,816.00	576,816.00		6	ICSSR Fellowship	-	-	-	3,765.00	3,765.00
	E. Fund Investments							Interest on Awards	-	-	-	23,161.00	23,161.00	
	FDs Against Hostel Imp.				3,697,864.00	3,697,864.00	7	Payable	-	-	-		23,161.00	
1	Fund	-	-					Students Dinning Hall	-	-	-	838,134.00	838,134.00	
							8	Deposit	-	-	-		838,134.00	



INTERNATIONAL INSTITUTE FOR POPULATION SCIENCES

Govandi Station Road, Deonar, Mumbai- 400 088.

Receipt & Payment for the year 2017-18

SI	Receipts	Grant in Aid from MoHFW			Others	Total (Rs.)	SI	Payments	Grant in Aid from MoHFW			Others	Total (Rs.)
		Capital Assets	Salaries	General					Capital Assets	Salaries	General		
	FDs Against Institute Dev.			-	198,994,850.00							57,313.00	
2	Fund	-	-	-		198,994,850.00	9	TA/DA Recovery	-	-	-		57,313.00
		-	-	-	202,692,714.00	202,692,714.00	10	TDS Receivable	-	-	-	284,791.00	284,791.00
							11	Fellowship	-	-	-	300,000.00	300,000.00
								UGC Grant in					
							12	Fellowship Payable	-	-	-	2,194,316.00	2,194,316.00
VI	Deposits/Advances						13	Swabhiman Project	-	-	-	10,702,739.00	10,702,739.00
1	Advances (Contingencies)	-	-	-			14	PARSI Project	-	-	-	164,331.00	164,331.00
2	Advance for LTC							Short Term Course ISS					
3	Car Advance	-	-	-			15	(CSO)	-	-	-	199,602.00	199,602.00
4	Computer Advance	-	-	-	27,600.00	27,600.00		Rajiv Gandhi National					
5	Festival Advance	-	-	-	118,800.00	118,800.00	16	Fellowship	-	-	-	163,580.00	163,580.00
6	House Building Advance	-	-	-			17	STTC Foreign	-	-	-	671,186.00	671,186.00
7	Scooter Advance	-	-	-	62,000.00	62,000.00	18	IIPS LASI Project	-	-	-	76,977,694.00	76,977,694.00
		-	-	-	208,400.00	208,400.00	19	Project	-	-	-	38,747,520.00	38,747,520.00
							20	Students Welfare Fund	-	-	-	58,282.00	58,282.00
							21	PT-Parsi Project				575.00	575.00
							22	Project				295.00	295.00
								Leave Encashment					
							23	Actural Liability				-	-
							24	IIPS NFHS5 Project				4,370.00	4,370.00
									-	-	-	133,488,487.00	133,488,487.00
VII	Indirect Receipts												
	Interest on Advance												
1	Receivable												
2	TDS Receivable				71,467.00	71,467.00							
3	UGC Fellowship Receivable				139,000.00	139,000.00							
4	Lasi Project	-	-	-	76,977,694.00	76,977,694.00							
5	Student Welfare Fund	-	-	-	7,500.00	7,500.00							
		-	-	-	77,195,661.00	77,195,661.00							
	Earmarked/Endowment												
VIII	Fund												
1	New Pension Scheme	-	-	-	2,406,748.00	2,406,748.00		Investment/ Transfer of					
	Contributory Provident				228,600.00	228,600.00	VI	Fund					
2	Fund	-	-	-				A. Investment Short					
3	General Provident Fund	-	-	-	14,273,875.00	14,273,875.00		Term Deposit					
	Dr. S. Mukherji Award				75,000.00	75,000.00	1	FD Investment STD AB	-	-	-		
4	Fund				300,000.00	300,000.00							
	Prof. Tara Kanitkar Award						2	FD Investment STD SBI	-	-	-	174,500,000.00	174,500,000.00
5	Fund	-	-	-	17,284,223.00	17,284,223.00			-	-	-	174,500,000.00	174,500,000.00
IX	Reserve & Surplus							B. Investments Pension					
	Improvement of Hostel				639,061.00	639,061.00		Fund					
1	Accom.	-	-	-	4,786,652.00	4,786,652.00	1	FD Investment Pension	-	-	-	3,141,696.00	3,141,696.00
	Institute Development							Fund AB					
2	Fund	-	-	-			2	FD Investment Pension	-	-	-	700,000.00	700,000.00
								Fund SBI					



INTERNATIONAL INSTITUTE FOR POPULATION SCIENCES

Govandi Station Road, Deonar, Mumbai- 400 088.

Receipt & Payment for the year 2017-18

SI	Receipts	Grant in Aid from MoHFW			Others	Total (Rs.)	SI	Payments	Grant in Aid from MoHFW			Others	Total (Rs.)
		Capital Assets	Salaries	General					Capital Assets	Salaries	General		
								FD Investment Pension Fund VB				7,050,000.00	7,050,000.00
		-	-	-	5,425,713.00	5,425,713.00			-	-	-	10,891,696.00	10,891,696.00
								C. Investments Provident Fund					
								FD Investment CPF/GPF					
X Fee Receivables								1 AB	-	-	-	19,658,110.00	19,658,110.00
Student Tuition Fee								FD Investment CPF/GPF					
1 Receivable	-	-	-	-	-	-		2 SBI	-	-	-	8,000,000.00	8,000,000.00
Water & Electric Charges								FD Investment CPF/GPF					
2 Receivable	-	-	-	-	-	-		3 VB	-	-	-	27,815,000.00	27,815,000.00
									-	-	-	55,473,110.00	55,473,110.00
								D. Investments Students Award Fund					
								1 Dr. Asha Bhende Award	-	-	-	100,000.00	100,000.00
								Dr. Chandrashekharan					
								2 Award	-	-	-	360,816.00	360,816.00
								Dr. S. Mukherji Gold					
								3 Medal Award	-	-	-	75,000.00	75,000.00
								4 Dr. K. Srinivasan Award	-	-	-	15,000.00	15,000.00
								5 Award	-	-	-	100,000.00	100,000.00
								6 Cash Award CFPI A/c	-	-	-	1,000.00	1,000.00
									-	-	-	651,816.00	651,816.00
								E. Investments IIPS Fund					
								Hostel Improvement					
								1 Fund	-	-	-	3,897,864.00	3,897,864.00
								Institute Development					
								2 Fund	-	-	-	236,594,850.00	236,594,850.00
								General Pool					
								3 Honorarium	-	-	-	-	-
								4 Capital Fund				92,500,000.00	92,500,000.00
								Total N	-	-	-	332,992,714.00	332,992,714.00
								VII Reserve & Surplus					
								Improvement of Hostel				384,376.00	384,376.00
								1 Accom.	-	-	-	8,965.00	8,965.00
								Institute Development					
								2 Fund	-	-	-	393,341.00	393,341.00



INTERNATIONAL INSTITUTE FOR POPULATION SCIENCES

Govandi Station Road, Deonar, Mumbai- 400 088.

Receipt & Payment for the year 2017-18

SI	Receipts	Grant in Aid from MoHFW			Others	Total (Rs.)	SI	Payments	Grant in Aid from MoHFW			Others	Total (Rs.)
		Capital Assets	Salaries	General					Capital Assets	Salaries	General		
<p>Earmarked/Endowment</p> <p>VIII Fund</p> <p>1 New Pension Scheme - - - 2,406,748.00 2,406,748.00</p> <p>2 Fund - - - - -</p> <p>3 General Provident Fund - - - 9,177,500.00 9,177,500.00</p> <p>- - - - 11,584,248.00 11,584,248.00</p> <p>Total 9,121,437.00 99,699,280.00 149,631,483.76 742,745,906.20 1,001,198,106.96</p> <p>IX Closing Balance</p> <p>Cash at Bank-SBI A/c</p> <p>1 No. 54179 14,824,860.00 6,828,201.00 -7,441,615.26 5,350,840.88 19,562,286.62</p> <p>2 Cash in hand - - 25,768.00 - 25,768.00</p> <p>3 FCRA SBI Bank A/c No.57385 - - - 5,084,792.15 5,084,792.15</p> <p>4 Andhra Bank A/c 8817 - - - 1,791,979.14 1,791,979.14</p> <p>5 IDBI Bank A/c 72070 - - - 2,770,638.70 2,770,638.70</p> <p>6 40120 - - - 13,897.50 13,897.50</p> <p>7 SBI IIS Provident Fund A/c No.28620 - - - 2,818,895.00 2,818,895.00</p> <p>8 SBI Capital & Other Fund A/c - - - 4,911,284.00 4,911,284.00</p> <p>9 SBI IIS Students Fee A/c - - 1,000,512.50 - 1,000,512.50</p> <p>14,824,860.00 6,828,201.00 -6,415,334.76 22,742,327.37 37,980,053.61</p>													
	23,946,297.00	106,527,481.00	143,216,149.00	765,488,233.57	1,039,178,160.57			23,946,297.00	106,527,481.00	143,216,149.00	765,488,233.57	1,039,178,160.57	

In terms of our report of even date attached.

For Swaroop Jain & Co.

Chartered Accountants (F.R.N. 12058W)

CA Saurabh Jain-Partner

Membership No.141336



Place: Mumbai

Date: August 03, 2018

डॉ. एम. के. कुलकर्णी / Dr. M. K. Kulkarni

कुलकर्णी / Registrar

अन्तराष्ट्रीय जनसंख्या विज्ञान संस्थान

International Institute for Population Sciences

(विश्वविद्यालय समुच्चय / Deemed University)

देवनागर / Deonar, मुंबई / Mumbai-400 088

Certified that the amounts have been utilized for the purpose for which they were intended

For International Institute for Population Sciences

R.V. Rathod

Asst. Finance Officer

रामचन्द्र वासु राठोड़

Ramchandra Vasu Rathod

सहायक वित्त अधिकारी

Assistant Finance Officer

अन्तराष्ट्रीय जनसंख्या विज्ञान संस्थान

International Institute for Population Sciences

देवनागर / Deonar, मुंबई / Mumbai-400088

Ladu Singh

Prof. L. Ladu Singh

Offctg. Director & Sr. Professor

स्थापन निदेशक / Officiating Director

अन्तराष्ट्रीय जनसंख्या विज्ञान संस्थान

International Institute for Population Sciences

देवनागर मुंबई / Mumbai-400 088

GFR 12 - A


**UTILISATION CERTIFICATE
FOR AUTONOMOUS BODIES OF THE GRANTEE ORGANIZATION**

UTILIZATION CERTIFICATE FOR THE YEAR 2017-18 in respect of recurring/nonrecurring
GRANTS-IN-AID/SALARIES/CREATION OF CAPITAL ASSETS

- 1 Name of the Scheme
- 2 Whether recurring or non recurring grants IIPS
- 3 Grants position at the beginning of the financial year Recurring & Non-recurring
- | | | |
|------|---------------------|-------------|
| i) | Cash in Hand/Bank | 10867787.00 |
| ii) | Unadjusted advances | -5038288.00 |
| iii) | Total | 5829499.00 |

- 4 Details of grants received, expenditure incurred and closing balances (Actuals)

Sr. No.	Particulars of Grant	Unspent Balances Balances of Grants Received 2016-17	Interest Earned thereon & Other Receipts	Interest Deposited back to Govt.	Grant received during the year 2017-18			Total Available Funds (1+2+3+4)	Expenditure incurred	Closing Balance (5-6)
					Sanction No. (i)	Date (ii)	Amount (iii)			
		1	2	3		4		5	6	7
1	GRANT-IN-AID SALARIES	23127481			No.G.20011/21/2017- Stats (IIPS)	27th June 2017	33,400,000	106,527,481	99699280.00	6,828,201
					No.G.20011/21/2017- Stats (IIPS)	12th Jan. 2018	50,000,000			
2	GRANT-IN-AID GENERAL	-14038700	12616427	0	No.G.20011/21/2017- Stats (IIPS)	27th June 2017	77,800,000	143,216,149	149631483.76	(6,415,335)
		2794422			No.G.20011/21/2017- Stats (IIPS)	12th Jan. 2018	64,044,000			
3	GRANT-IN-AID FOR CREATION OF CAPITAL ASSETS	-6053703			No.G.20011/21/2017- Stats (IIPS)	27th June 2017	20,900,000	23,946,297	9121437.00	14,824,860
					No.G.20011/21/2017- Stats (IIPS)	12th Jan. 2018	9,100,000			
	TOTAL	5829500	12616427	0			255,244,000	273,689,927	258452201	15237726


 रामचन्द्र वासु राठोड़
 Ramchandra Vasu Rathod
 सहायक वित्त अधिकारी
 Assistant Finance Officer
 अन्तर्राष्ट्रीय जनसंख्या विज्ञान संस्थान
 International Institute for Population Sciences
 डेवदार / Deodar, पुणे / Mumbai-400088

Component wise utilisation of grants

Components	Grant-in-aid General	Grant-in-aid Salary	Grant-in-aid for Creation of Capital Assets	Total
1 Salaries & Allowances		99,465,480.00		99,465,480.00
2 Est. Exp. (Allowances, Retirement Benefits)	48369775.35			48,369,775.35
3 Travel India	1837813.00			1,837,813.00
4 Office Expenses	19900023.01			19,900,023.01
5 Maint. of Computer/office Machine	1778135.00			1,778,135.00
6 Building Master Plan W.I.P.			3520000	3,520,000.00
7 Machinery & Equipments			1424017	1,424,017.00
8 Library Books	11213923.00			11,213,923.00
9 Furniture & Fittings	1255973.00			1,255,973.00
10 Software Packages	5476113.00			5,476,113.00
11 Information Technology (Revenue)	6933369.00			6,933,369.00
12 Fellowship	29924799.00			29,924,799.00
13 Research Project	3708367.00			3,708,367.00
14 Seminar in Demography	2946905.40			2,946,905.40
15 T.A. Foreign	499765.00			499,765.00
16 Outsourcing Services (salary)	1871975.00			1,871,975.00
17 Short Term Course MOHFW	324238.00			324,238.00
18 Study Tour	200080.00			200,080.00
17 Unadjusted Advances	13390230.00	233,800	4,177,420	17,801,450.00
	149,631,483.76	99,699,280	9,121,437	258,452,200.76

Details Grants position at the end of the financial year

i)	Cash in Hand/Bank	33039176
ii)	Unadjusted advances	-17801450
iii)	Total	15237726

In terms of our of report of even date attached.

Certified that the amounts have been utilized for the purpose for which they were intended.

For Swaroop Jain & Co
Chartered Accountants
FRN:112058W

Saurabh Jain
Partner
Membership No.141336
Place: Mumbai
Date: August 3, 2018



For International Institute for Population Sciences

R.V. Rathod
Asst. Finance Officer

Ladus Singh
Prof. L. Ladu Singh
Offcgt. Director & Sr. Professor

रामचन्द्र वासु राठोड़
Ramchandra Vasu Rathod

सहायक वित्त अधिकारी
Assistant Finance Officer
अन्तर्राष्ट्रीय जनसंख्या विज्ञान संस्थान
International Institute for Population Sciences
देवनार मुंबई / Mumbai-400088

स्थापन निदेशक / Officiating Director
अन्तर्राष्ट्रीय जनसंख्या विज्ञान संस्थान
International Institute for Population Sciences
देवनार मुंबई / Mumbai-400088

डॉ. एम. के. कुलकर्णी / Dr. M. K. Kulkarni
कुलपति / Registrar
अन्तर्राष्ट्रीय जनसंख्या विज्ञान संस्थान
International Institute for Population Sciences
(विश्वविद्यालय संलग्न / Deemed University)
देवनार / Deonar, मुंबई / Mumbai 400 088



SWAROOP JAIN & CO.

CHARTERED ACCOUNTANTS

H OFF. 802, Wallfort House, Above BandhanBank, Near Citi Centre Mall, S V Road, Goregaon West,
Mumbai-400104 Tel.No:022-28763132,Email: office@swaroopjain.com Website: swaroopjain.com

Certified that I have satisfied myself that the conditions on which grants were sanctioned have been duly fulfilled/are being fulfilled and that I have exercised following checks to see that the money has been actually utilized for the purpose for which it was sanctioned:

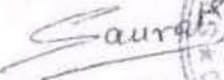
- (i) The main accounts and other subsidiary accounts and registers (including assets registers) are maintained as prescribed in the relevant Act/Rules/Standing instructions (mention the Act/Rules) and have been duly audited by designated auditors. The figures depicted above tally with the audited figures mentioned in financial statements/accounts.
- (ii) There exist internal controls for safeguarding public funds/assets, watching outcomes and achievements of physical targets against the financial inputs, ensuring quality in asset creation etc. & the periodic evaluation of internal controls is exercised to ensure their effectiveness.
- (iii) To the best of our knowledge and belief, no transactions have been entered that are in violation of relevant Act/Rules/standing instructions and scheme guidelines.
- (iv) The responsibilities among the key functionaries for execution of the scheme have been assigned in clear terms and are not general in nature.
- (v) The benefits were extended to the intended beneficiaries and only such areas/districts were covered where the scheme was intended to operate.
- (vi) The expenditure on various components of the scheme was in the proportions authorized as per the scheme guidelines and terms and conditions of the grants-in-aid.
- (vii) It has been ensured that the physical and financial performance under International Institute for Population Sciences (name of the scheme has been according to the requirements, as prescribed in the guidelines issued by Govt. of India and the performance/targets achieved statement for the year to which the utilization of the fund resulted in outcomes given at Annexure - I duly enclosed.
- (viii) The utilization of the fund resulted in outcomes given at Annexure - II duly enclosed (to be formulated by the Ministry/Department concerned as per their requirements/specifications.)



Branches: Bhayandar(Mumbai) Kishangarh (Rajasthan) Jaipur(Rajasthan) Andheri(Mumbai)

- (ix) Details of various schemes executed by the agency through grants-in-aid received from the same Ministry or from other Ministries is enclosed at Annexure -II (to be formulated by the Ministry/Department concerned as per their requirements/specifications).

For Swaroop Jain & Co.
Chartered Accountants,
FRN No.112058W


(CA Saurabh Jain)
Partner
Membership No. 141336
Place: Mumbai
Date: 03rd August 2018





Signature of Head of the Institute
Offcg. Director & Sr. Professor

स्थापन निदेशक / Officiating Director
अन्तर्राष्ट्रीय जनसंख्या विज्ञान संस्थान
International Institute for Population Sciences
Deonar मुंबई / Mumbai-400 088


12.11.18

डॉ. एम. के. कुलकर्णी / Dr. M. K. Kulkarni

हस्ताक्षर / Registrar

अन्तर्राष्ट्रीय जनसंख्या विज्ञान संस्थान

International Institute for Population Sciences

(विश्वविद्यालय समतुल्य / Deemed University)

देवनार / Deonar, मुंबई / Mumbai 400 088

APPENDIX XV

Auditors Report along with Audited Accounts of IIPS for the Financial Year 2018-19



SWAROOP JAIN & CO.

CHARTERED ACCOUNTANTS

H OFF. 802, Wallfort House, Above Bandhan Bank, Near Citi Centre Mall, SV Road, Goregaon West, Mumbai-400104 Tel.No:022-28763132, Email:swaroopjain.co@gmail.com Website: swaroopjain.com

INDEPENDENT AUDITOR'S REPORT

To
The Director,
The International Institute for population Sciences.

Report on the Financial Statements

OPINION

1. We have audited the accompanying financial statements of **'The International Institute for population Sciences (hereinafter referred to as 'IIPS')'**, which comprise the Balance Sheet as at **March 31, 2019**, the Statement of Receipts and Payments and Income and Expenditure for the year then ended, and notes to the Financial Statements including a summary of significant accounting policies and other explanatory information.

Further, Institute has not booked expenses for taking services from NIC citing pending invoices and all payments made to NIC of Rs 56,36,681 as at 31st March 2019 is booked as Loans and Advances.

Further, as at 31st March 2019, Rs 11,15,000 is outstanding as Advance for Contingency to Staff and Rs 5,04,740 outstanding as Advance for LTC are found to be unsettled within the permissible time.

2. In our opinion and to the best of our information and according to the explanations given to us, the aforesaid financial statements subject to above observations give a true and fair view of the financial position of the entity as at March 31, 2019 in conformity with the accounting standards issued by the ICAI and accounting principles generally accepted in India:
 - a) In the case of Balance Sheet, the state of affairs of the IIPS as at **31st March 2019**,
 - b) In case of Receipt and Payments account the balance as on **31st March 2019**
 - c) In the case of Income and Expenditure account the balance as on the year ended on that date.

Basis for Opinion

3. We conducted our audit in accordance with the Standards on Auditing (SAs) issued by ICAI. Our responsibilities under those standards are further described in the Auditor's Responsibilities for the Audit of the Financial Statements section of our report. We are independent of the entity in accordance with the Code of Ethics issued by ICAI and we have fulfilled our other ethical responsibilities in accordance with the Code of Ethics. We believe that the audit evidence we have obtained is sufficient and appropriate to provide a basis for our opinion.

Branches: Bhayandar(Mumbai) Jaipur(Rajasthan) Kishangarh (Rajasthan) Pune(Maharashtra)



Responsibilities of Management and Those Charged with Governance for the Financial Statements

4. The management of the IIPS is responsible for the preparation of these financial statements that give a true and fair view of the financial position, financial performance of the IIPS in accordance with the accounting principles generally accepted in India. This responsibility includes design, implementation and maintenance of internal control relevant to the preparation and presentation of the financial statements that give a true and fair view and are free from material misstatement whether due to fraud or error.
5. In preparing the financial statements, management is responsible for assessing the entity's ability to continue as a going concern, disclosing, as applicable, matters related to going concern and using the going concern basis of accounting unless management either intends to liquidate the entity or to cease operations, or has no realistic alternative but to do so.
6. Those charged with governance are responsible for overseeing the entity's financial reporting process.


Auditor's Responsibilities for the Audit of the Financial Statements

7. Our objectives are to obtain reasonable assurance about whether the financial statements as a whole are free from material misstatement, whether due to fraud or error, and to issue an auditor's report that includes our opinion. Reasonable assurance is a high level of assurance, but is not a guarantee that an audit conducted in accordance with SAs will always detect a material misstatement when it exists. Misstatements can arise from fraud or error and are considered material if, individually or in the aggregate, they could reasonably be expected to influence the economic decisions of users taken on the basis of these financial statements.

For Swaroop Jain & Co.

Chartered Accountants

ICAI Firm Registration No. : 112058W


CA Saurabh Jain

Partner

UDIN: 19141336AAAABM5834

Place: Mumbai

Date: 11th September 2019



International Institute for Population Sciences

Statement of Affairs as on 31st March, 2019			
(In Rs.)			
Particulars	Schedule	As on 31st March	
		2019	2018
SOURCE OF FUNDS			
Corpus/ Capital Fund	1	34,77,48,675	33,96,91,472
Reserves and Surplus	2	25,72,29,820	23,70,74,113
Earmarked/ Endowment Funds	3	8,98,35,988	8,15,33,103
Current Liabilities and Provisions	9	1,00,98,37,302	80,72,75,460
TOTAL		1,70,46,51,786	1,46,55,74,148
APPLICATION OF FUNDS			
Fixed Assets	4	22,13,24,017	24,20,26,575
Investments	5	40,32,12,739	42,05,24,201
<u>Current Assets, Loans and Advances</u>			
Cash and Bank Balance	6	6,59,40,804	3,79,80,054
Deposits and Advances	7	2,92,58,165	1,65,16,643
Other Current Assets	8	98,49,16,062	74,85,26,676
TOTAL		1,70,46,51,786	1,46,55,74,148

SIGNIFICANT ACCOUNTING
POLICIES

18

In terms of our report of even date attached

Certified that the amounts have been utilized for the purpose for which they were intended

Swaroop Jain & Co.
Chartered Accountants



Saurabh Jain
Partner
Membership No.141336
UDIN: 19141336AAAABM5834

For International Institute for Population Sciences


Aniket Chattopadhyay
Asst. Finance Officer

अनिकेत चट्टोपाध्याय
Aniket Chattopadhyay
सहायक वित्त अधिकारी
Assistant Finance Officer
अन्तर्राष्ट्रीय जनसंख्या विज्ञान संस्थान
International Institute for Population Science
देवनार / Deonar, मुंबई / Mumbai 400088


Dr. M.K. Kulkarni
Registrar

डॉ. एम. के. कुलकर्णी / Dr. M. K. Kulkarni
कुलसचिव / Registrar
अन्तर्राष्ट्रीय जनसंख्या विज्ञान संस्थान
International Institute for Population Sciences
(विश्वविद्यालय समतुल्य / Deemed University)
देवनार / Deonar, मुंबई / Mumbai 400 088


Dr. K.S. James
Director & Sr. Professor

प्रोफेसर के.एस. जेम्स / Prof. K.S. James
निदेशक एवं वरिष्ठ प्रोफेसर / Director & Sr. Professor
अन्तर्राष्ट्रीय जनसंख्या विज्ञान संस्थान
International Institute for Population Sciences
गोवन्डी स्टेशन रोड, देवनार / Govandi Station Road, Deonar
मुंबई / Mumbai - 400 088.

International Institute for Population Sciences
Income and Expenditure Account for Year ended 31 st March,2019

(In Rs.)

Particulars	Sch	For Year Ended 31st March	
		2019	2018
INCOME			
Grants/Subsidies	10	26,06,96,000	22,52,44,000
Fees/Subscriptions	11	81,04,852	83,15,644
Other Income	12	54,15,435	74,73,227
Reserve Fund Earnings	13	2,07,48,626	2,00,76,301
Depreciation		-	-
TOTAL		29,49,64,913	26,11,09,172
EXPENDITURE			
<u>Revenue Expenditure:</u>			
Establishment Expenses	14	21,48,38,188	14,55,49,071
Other Administrative Expenses	15	1,84,68,743	2,68,95,198
Other Revenue Expenditure	16	5,73,21,199	5,02,19,646
Reserve Fund Payments	17	5,92,919	4,48,083
Depreciation		-	-
TOTAL		29,12,21,049	22,31,11,998
Excess of Income over Expenditure		37,43,864	3,79,97,174
<u>Transfer to Special Reserve</u>			
Institute Development Fund		1,89,73,854	1,88,40,618
Hostel Improvement Fund		8,54,397	7,87,658
General Pool Honorarium		3,27,456	(61)
		-	-
Transfer to B/S Fund Interest		-	-
Balance being Surplus /(Deficit) carried to B/S Grant from GOI A/c		(1,64,11,843)	1,83,68,959
		-	-

SIGNIFICANT ACCOUNTING
POLICIES

In terms of our report of even date attached

Certified that the amounts have been utilized for the purpose for which they were intended

Swaroop Jain & Co.
Chartered Accountants

Saurabh Jain
Partner
Membership No. 141336
UDIN: 19141336AAAABM5834

Place: Mumbai
Date: 11-09-2019

For International Institute for Population Sciences

Aniket Chattopadhyay
Asst. Finance Officer

Dr. M. K. Kulkarni
Registrar

डॉ. एम. के. कुलकर्णी / Dr. M. K. Kulkarni
कुलसचिव / Registrar
अन्तर्राष्ट्रीय जनसंख्या विज्ञान संस्थान
International Institute for Population Sciences
(विश्वविद्यालय समतुल्य / Deemed University)
गोवंदी स्टेशन रोड, देवनार / Govandi Station Road, Deonar
मुंबई / Mumbai 400 088

अनिकेत चट्टोपाध्याय
Aniket Chattopadhyay
सहायक वित्त अधिकारी
Assistant Finance Officer

अन्तर्राष्ट्रीय जनसंख्या विज्ञान संस्थान

International Institute for Population Sciences

देवनार / Deonar, मुंबई / Mumbai 400088

Dr. K.S. James
Director & Sr. Professor

प्रोफेसर के.एस. जेम्स / Prof. K.S. James
निदेशक एवं वरिष्ठ प्रोफेसर / Director & Sr. Professor
अन्तर्राष्ट्रीय जनसंख्या विज्ञान संस्थान
International Institute for Population Sciences
गोवंदी स्टेशन रोड, देवनार / Govandi Station Road, Deonar
मुंबई / Mumbai - 400 088.

International Institute for Population Sciences

Schedules forming part of Balance Sheet and Income & Expenditure

(In Rs.)

Schedule No.	Particulars	For Year Ended 31st March	
		2019	2018
1	Capital/ Corpus Fund		
	A) Capital Grant from GOI		
	Capital Grant	9,76,64,897	9,35,40,337
	Less: Accumulated Deficit	-	-
	Add: Interest Recd.	39,76,973	41,24,560
		10,16,41,870	9,76,64,897
	B) Capital Grant for Fixed Assets:		
	Balance as at the beginning of the year	24,20,26,575	24,06,02,949
	Add: Grants received during the year to the extent utilized for capital expenditure	1,69,19,056	2,30,70,301
	Add: Transfer of Capital Grants on Transfer of Assets from Completed Projects	-	-
	Less: Capital Grants Released for Depreciation	2,45,38,013.00	2,16,46,676
	Less: Loss of Assets (bldg. demolition)	1,30,83,601	-
	Less: Transfer to Capital Fund	-	-
	Grant unutilized	-	-
		22,13,24,017	24,20,26,575
	C) Grant from GOI General		
	Balance as at the beginning of the year	87,72,854	
	Add: Grants Received During the year	11,96,25,000	
	Less: Grants Utilised for the objects of the Institute	12,33,68,353	
	Less: Refund	-	
	Less: Transferred from Accumulated Deficit	-	
	Grant unutilised	50,29,500	
	D) Grant from GOI Salaries		
	Balance as at the beginning of the year	55,30,234	
	Add: Grants Received During the year	14,10,71,000	
	Less: Grants Utilised for the objects of the Institute	15,37,39,490	
	Less: Refund	-	
	Less: Transferred from Accumulated Deficit	-	
	Grant unutilised	(71,38,256)	
	D) Grant from GOI for Creation of Capital Assets		
	Balance as at the beginning of the year	1,94,35,601	
	Add: Grants Received During the year	2,43,75,000	
	Less: Grants Utilised for the Fixed Assets	1,69,19,056	
	Less: Refund	-	
	Less: Transferred from Accumulated Deficit	-	
	Grant unutilised	2,68,91,545	
	Total of Schedule I (A+B+C+D)	34,77,48,675	33,96,91,472
2	A) Capital Reserve		
	<u>Capital Grants for Land From Government of India & Ratan Tata Trust</u>		
	Balance at the beginning of the year	1,04,429	1,04,429
	Add: Received during the year	-	-
	Less: Utilised during the year	-	-
	Total	1,04,429	1,04,429



International Institute for Population Sciences

Schedules forming part of Balance Sheet and Income & Expenditure

(In Rs.)

Schedule No.	Particulars	For Year Ended 31st March	
		2019	2018
	B) Special Reserves		
	<u>i) Institute Development Fund</u>		
	Balance at the beginning of the year	22,62,43,730	20,74,03,112
	Add: Received during the year	75,45,643	51,51,993
	Add: Interest on investment from fund	1,15,62,233	1,37,30,289
	Less: Utilised during the year	1,34,022	41,664
		24,52,17,584	22,62,43,730
	<u>ii) Hostel Improvement Fund</u>		
	Balance at the beginning of the year	83,00,195	75,12,537
	Add: Hostel Rent Received during the year	6,90,100	6,96,661
	Add: Interest on investment from fund	6,23,194	4,97,355
	Less: Utilised During the year	4,58,897	4,06,358
		91,54,592	83,00,195
	<u>iii) General Pool Honorarium</u>		
	Balance at the beginning of the year	24,25,759	24,25,820
	Add: Received During the year	-	-
	Add: Interest on investment from fund	3,27,456	(61)
	Less: Utilised During the year	-	-
		27,53,215	24,25,759
	Total of Schedule 2 (A+B)	25,72,29,820	23,70,74,113
3	A) Pension Fund		
	<u>New Pension Scheme Tier-I</u>		
	Balance at the beginning of the year	-	-
	Add: Employee Contribution to fund	45,18,204	24,06,748
	Add: Institute Contribution to fund	45,18,204	24,06,748
	Add: Interest on investment from fund	-	-
	Less: Transferred to NSDL	90,36,408	48,13,496
		-	-
	<u>Pension Fund</u>		
	Balance at the beginning of the year	1,11,32,655	1,04,20,348
	Add: Interest on Investment from fund	5,24,259	7,12,307
	Less: Utilised During the year	-	-
		1,16,56,914	1,11,32,655
	Sub-total	1,16,56,914	1,11,32,655
	B) Provident Fund		
	<u>General Provident Fund</u>		
	Balance at the beginning of the year	6,44,85,271	5,48,39,622
	Add: Employee Contribution to fund	1,86,20,227	1,42,73,875
	Add: Refund of Loan made from Fund	-	-
	Add: Interest on fund	50,27,824	45,49,274
	Less: Utilised During the year	1,68,49,039	91,77,500
		7,12,84,283	6,44,85,271



International Institute for Population Sciences

Schedules forming part of Balance Sheet and Income & Expenditure

(In Rs.)

Schedule No.	Particulars	For Year Ended 31st March	
		2019	2018
	<u>Contributory Provident Fund</u>		
	Balance at the beginning of the year	49,33,361	43,34,376
	Add: Employee Contribution to fund	5,09,800	2,28,600
	Add: Refund of Loan made from Fund	-	-
	Add: Institute Contribution to fund	62,400	-
	Add: Interest on fund Payable	4,07,414	3,70,385
	Less: Utilised During the year	-	-
		59,12,975	49,33,361
	Sub-total	7,71,97,258	6,94,18,632
	C) Student Awards Fund		
	<u>CFPI Award Fund</u>		
	Balance at the beginning of the year	1,000	1,000
	Add: Received During the year	-	-
	Less: Utilised During the year	-	-
		1,000	1,000
	<u>Dr. Chandrashekhar Award Fund</u>		
	Balance at the beginning of the year	3,60,816	3,60,816
	Add: Received During the year	-	-
	Less: Utilised During the year	-	-
		3,60,816	3,60,816
	<u>Dr. J.R. Lele Award Fund</u>		
	Balance at the beginning of the year	30,000	30,000
	Add: Received During the year	-	-
	Less: Utilised During the year	-	-
		30,000	30,000
	<u>Dr. Shrinivasan Award Fund</u>		
	Balance at the beginning of the year	15,000	15,000
	Add: Received During the year	-	-
	Less: Utilised During the year	-	-
		15,000	15,000
	<u>Dr. P.N. Mari Bhat Memorial Award Fund</u>		
	Balance at the beginning of the year	1,00,000	1,00,000
	Add: Received During the year	-	-
	Less: Utilised During the year	-	-
		1,00,000	1,00,000
	<u>Dr. Asha Bhende Memorial Award Fund</u>		
	Balance at the beginning of the year	1,00,000	1,00,000
	Add: Received During the year	-	-
	Less: Utilised During the year	-	-
		1,00,000	1,00,000
	<u>Dr. S. Mukherji Award Fund</u>		
	Balance at the beginning of the year	75,000	75,000
	Add: Received During the year	-	-
	Less: Utilised During the year	-	-
		75,000	75,000



International Institute for Population Sciences

Schedules forming part of Balance Sheet and Income & Expenditure

(In Rs.)

Schedule No.	Particulars	For Year Ended 31st March	
		2019	2018
	<u>Prof. Tara Kanitkar Award Fund</u>		
	Balance at the beginning of the year	3,00,000	3,00,000
	Add: Received During the year	-	-
	Less: Utilised During the year	-	-
		3,00,000	3,00,000
	Total of schedule 3 (A+B+C)	8,98,35,988	8,15,33,103

5	A) Pension Fund Investments		
	<u>Pension Fund Investments</u>		
	FD-Andhra Bank	31,41,696	31,41,696
	FD-Vijaya Bank	70,50,000	70,50,000
	FD-SBI	7,00,000	7,00,000
		1,08,91,696	1,08,91,696
	B) Provident Fund Investments		
	FD-Andhra Bank	2,00,58,110	2,00,58,110
	FD-State Bank of India	1,78,11,155	80,00,000
	Government of India Securities	97,00,000	1,37,00,000
	FD-Vijaya Bank	2,78,15,000	2,78,15,000
		7,53,84,265	6,95,73,110
	C) Student Award Fund Investment		
	<u>CFPI Award fund Investments</u>		
	FD-Vijya Bank	1,000	1,000
		1,000	1,000
	Dr.Chandrashekharan Award Fund Investments		
	FD-Central Bank of India	10,816	10,816
	FD-Andhra Bank	3,00,000	3,00,000
	FD-Vijya Bank	50,000	50,000
		3,60,816	3,60,816
	Dr. JR Rele Award Fund Investments		
	FD-Andhra Bank	30,000	30,000
		30,000	30,000
	Dr. K. Srinivasan Award Fund Investments		
	FD-Central Bank of India	15,000	15,000
		15,000	15,000
	Dr. P. N. Mari Bhat Award Fund Investments		
	FD-Andhra Bank	1,00,000	1,00,000
		1,00,000	1,00,000
	Dr. Asha Bhende Award Fund Investments		
	FD-Vijaya Bank	1,00,000	1,00,000
		1,00,000	1,00,000



International Institute for Population Sciences

Schedules forming part of Balance Sheet and Income & Expenditure

(In Rs.)

Schedule No.	Particulars	For Year Ended 31st March	
		2019	2018
	Dr. S. Mukherji Award		
	FD-Andhra Bank	80,271	75,000
		80,271	75,000
	Prof. Tara Kanitkar Memory Award		
	FD-State Bank of India	3,00,000	-
		3,00,000	
		9,87,087	6,81,816
	D) Hostel Improvement Fund Investment		
	FD-Andhra Bank	71,38,387	30,00,000
	FD-Andhra Bank	-	32,09,865
	FD-Andhra Bank	-	6,97,864
	FD-Punjab National Bank	-	7,50,000
	FD-State Bank of India	14,50,000	2,00,000
		85,88,387	78,57,729
	E) Institute Development Fund Investment		
	FD-Andhra Bank	7,96,07,639	7,92,48,063
	FD-State Bank of India	4,51,00,000	4,31,00,000
	FD-Vijaya Bank	10,44,54,000	11,42,46,787
		22,91,61,639	23,65,94,850
	F) Institute General Pool Honorarium Investment		
	FD-State Bank of India	25,79,439	24,25,000
		25,79,439	24,25,000
	G) Investments Short Term Deposits		
	FD-Andhra Bank	-	-
		-	-
	F) Investment Capital Fund		
	FD-Andhra Bank	4,75,00,000	4,75,00,000
	FD-State Bank of India	2,81,20,226	4,50,00,000
		7,56,20,226	9,25,00,000
	Total of Schedule 5 (A to G)	40,32,12,739	42,05,24,201
6	Cash & Bank Balance		
	Cash in Hand	22,639	25,768
	Andhra Bank-A/c No 08817	18,52,351	17,91,979
	Andhra Bank-A/c No 40120	14,359	13,898
	IDBI Bank-A/c No 72070	42,70,256	27,70,639
	State Bank of India , FCRA -A/c No 57385	54,62,638	50,84,792
	SBI IIPS Provident Fund A/c No.28620	12,85,116	28,18,895
	State Bank of India-A/c No 54179	4,60,29,718	1,95,62,287
	State Bank of India Capital Fund A/c No.6308	60,39,831	49,11,284
	State Bank of India Students Fee A/c No.9457	9,63,896	10,00,513
	Total of Schedule 6	6,59,40,804	3,79,80,054



International Institute for Population Sciences

Schedules forming part of Balance Sheet and Income & Expenditure

(In Rs.)

Schedule No.	Particulars	For Year Ended 31st March	
		2019	2018
7	Deposit		
	Security Deposit for Internet Registration	10,000	10,000
	Security Deposit for LPG with Amardeep Agencies	18,805	18,805
	Security Deposit for Petrol Supply with Auto Mobile Resort	30,000	30,000
	Security Deposit with BSES/ Reliance Energy	9,63,600	9,14,160
	Security Deposit with MSEB	1,14,650	1,14,650
	Security Deposit with MTNL	1,15,754	1,15,754
	Advance for LTC	5,04,740	2,26,000
	Advance for contingency	11,15,000	13,94,745
	Advance with CPWD (Capital & Revenue)	2,00,64,335	70,34,847
	Deposit with MCGM	45,000	45,000
		2,29,81,884	99,03,961
	Loans & Advances		
	Advances to NIC	5636681	5652282
	Advances to UGC Students	120000	0
		57,56,681	56,52,282
	Staff Loan		
	Car Loan	(20,000)	-
	Computer Loan	-	16,400
	Festival Loan	900	900
	Home Loan	5,31,700	9,12,600
	Scooter Loan	7,000	30,500
		5,19,600	9,60,400
	Total of Schedule 7	2,92,58,165	16516643
8	Other Current Assets		
	Accrued Income		
	Interest on Short Term Deposit	-	24,40,546
		-	24,40,546
	Accrued Interest		
	Accrued Interest on Pension Fund Investment	7,46,246	2,21,987
	Accrued Interest on Provident Fund Investments	35,29,192	14,02,688
	Accrued Interest on CFPI Award fund Investments	61	57
	Accrued Interest on Dr.Chandrashekharan Award Fund Investments	24,534	5,928
	Accrued Interest on Dr. J R Rele Award Fund Investments	2,644	2,502
	Accrued Interest on Dr. K. Srinivasan Award Fund Investments	1,011	192



International Institute for Population Sciences

Schedules forming part of Balance Sheet and Income & Expenditure

(In Rs.)

Schedule No.	Particulars	For Year Ended 31st March	
		2019	2018
	Accrued Interest on Dr. P. N. Mari Bhat Award Fund Investments	6,722	941
	Accrued Interest on Hostel Improvement Fund Investment	5,63,818	3,93,659
	Accrued Interest on Institute Development Fund Investment	1,19,63,718	74,75,295
	Accrued Interest on Capital Grant/Fund	43,96,732	41,24,560
	Accrued Interest on Short Term Deposit	-	-
	Accrued Interest on Asha Bhende Award	6,871	1,627
	Accrued Interest on General Pool Honorarium	1,56,159	408
	Accrued Interest on Prof. S. Mukherji Gold Medal Award	5,410	4,551
	Accrued Interest on Tara Kanitkar Award	17,849	-
		2,14,20,967	1,36,34,395
	Grant Receivable		
	Grant Accrued but not Due for Payment	95,75,24,632	73,25,42,172
	UGC Fellowship Receivable	-	69,468
	Group Insurance Receivable	(43,118)	(43,438)
	Prepaid Library Books	50,16,858	-
	Prepaid Application Processing Fee	-	(7,20,437)
	Kusuma Receivable	37,768	37,768
	Prepaid Maint. Of Computer/Equipment	-	-
	TDS/Interest Receivable	9,58,955	5,66,202
	Total of Schedule 8	98,49,16,062	74,85,26,676

9 Current Liabilities & Provision

Provision for Exepenses

Salary	1,08,62,649	87,01,404
Institutes Contribution to funds	2,77,630	2,06,981
Seminar in Demography	48,000	-
Electricity	5,29,193	4,42,652
Maintenance of Admn. Building	-	85,628
Rates & Taxes	37,425	41,823
Repairs & Maintanance-Computer	1,80,999	5,23,643
Fellowship in Demography	25,03,486	26,19,421
Repairs & Maintanance-Equipment	3,422	3,960
Refreshment Charges	6,325	3,112
Pension Fund Commutation	48,16,810	-
Telephone	1,362	3,735
Sundry expenses	1,101	-
Courier Chrages	1,940	-
Monthly Pension & Retirement Benefits	23,95,869	21,74,884
Stationery & Printing	91,295	-
Leave Travel & Concession	93,198	-
Research Project	8,04,412	5,36,796
Professional Fees	1,26,570	60,000
Extra Work Allowance	1,609	627
Outsourcing Services	15,56,044	1,22,315
Maintenance of Staff Quarter	26,695	85,627
Maintenance of Hostel Building	26,695	-
IT & Software (Revenue)	23,600	-



International Institute for Population Sciences

Schedules forming part of Balance Sheet and Income & Expenditure

(In Rs.)

Schedule No.	Particulars	For Year Ended 31st March	
		2019	2018
	Security Charges	5,08,536	4,90,060
	Children Education Fee	10,05,000	-
	Legal Charges	6,000	-
	Medical Charges	5,60,466	2,86,167
	Maint of Lib-cum-Computer Bldg	26,695	85,627
	Maint of Academic Bldg.	26,695	85,628
	Short Term Course (MOHFW)	-	58,000
	Study Tour	-	95,045
	Travel India	1,17,223	12,804
	Maint. Of Hostel	-	8,482
		2,66,66,944	1,67,34,421
	Acturial Liability		
	Gratuity	6,87,64,405	5,91,38,820
	Leave Encashment	5,53,51,866	4,47,12,400
	Pension	83,34,08,361	62,86,90,952
		95,75,24,632	73,25,42,172
	Consolidating Projects		
	Population Envis	56,124	56,124
	Extra Mural Studies	64,59,631	59,75,135
	IIPS CWW Project	2,77,755	86,189
		67,93,510	61,17,448
	Deposit		
	Ramesh Book Binder	5,000	5,000
	Student Mess/Dining Hall Deposit	4,52,000	4,000
	Contractors	24,00,341	63,18,866
	Deposit on issue of Library Book	11,55,234	7,99,734
	Amar Book Binder	5,000	5,000
		40,17,575	71,32,600
	Fund Interest		
	CPF/GPF Investment Interest(Payable to Staff)	62,29,606	76,11,582
	Interest on Students awards fund (To be utilised for Expenses on awards)	4,59,573	4,50,766
	Interest received on Government Securities	-	-
	FCRA Saving Bank Interest	24,91,741	24,91,741
	CPF/GPF Bank Interest	4,56,306	3,44,710
		96,37,226	1,08,98,799
	Regular Courses		
	Short Term Course ISS (CSO)	4,00,192	4,80,392
	Short Term Course 2018-19	3,43,887	-
	UGC Grant in Fellowship	(25,42,958)	(25,42,958)
	STTC Foreign	3,36,601	3,36,601
		(14,62,278)	(17,25,965)
	Non Consolidating Projects		
	FCRA-LASI Project	(99,502)	280
	IIPS JIO Parasi Project	-	70,449
	IIPS Swabhiman Project	14,60,800	-
	IIPS NFHS - 4 Project	520	520
	IIPS UPAI Project	(100)	(100)
		13,61,718	71,149



International Institute for Population Sciences

Schedules forming part of Balance Sheet and Income & Expenditure

(In Rs.)

Schedule No.	Particulars	For Year Ended 31st March	
		2019	2018
	Other Liabilities		
	Fee For Staff Time	12,58,819	-
	Staff Welfare Fund	21,000	21,000
	Lasi Project	81,044	-
	Insurance Premium LIC	5,918	3,941
	FIR Certificate Charges Payable	600	500
	BHU A/c	15,484	15,484
	NFHS-5 Bid Processing Fee	21,89,887	
	UGC Grant in Fellowship Payable	17,25,224	17,25,224
		52,97,976	17,66,149
	Unutilized Grant out of grant received from MoHFW	-	3,37,38,692
	Total of schedule 9	1,00,98,37,302	80,72,75,464
11	Fees/Subscriptions		
	License Fees	2,76,260	2,45,769
	Student Room Charges	7,41,943	6,64,584
	Students Tuition Fees	70,86,649	74,05,291
	Total of schedule 11	81,04,852	83,15,644
12	Other Income		
	Miscellaneous Income		
	Application Form Processing Fees	21,28,501	6,89,752
	Sale of Scrap Furniture	1,61,500	-
	Sale of Scrap Equipment	-	3,200
	Sale of Scrap Computer	-	-
	Sale of Tender Form	5,500	33,500
	Water & Electricity	38,667	52,260
	Miscellaneous Receipt	6,41,591	3,99,114
	RTI Information	280	290
	Sale of CD Program	-	-
	Interest Income		
	Saving Bank Interest (Andhra, IDBI)	2,60,263	43,436
	Interest on FCRA Bank	4,80,266	5,33,193
	Interest on Staff Loans	2,77,848	2,76,144
	Interest received on FD Short Term	14,21,019	54,42,338
	Total of schedule 12	54,15,435	74,73,227
13	Reserve Fund Earnings		
	On A/c Overhead/1/3rd Consultancy Charges		
	Institute Development Fund		
	NFHS 4 Project		4,10,500
	NFHS 5 Project	10,54,175	83,443
	LASI Project	2,16,750	16,02,000
	SSUP Project	8,04,051	-
	GYTS Project	6,11,725	-
	General Pool & Faculty	11,37,664	3,19,000
	Short Term Training	6,500	87,600
	UPAI Project	5,32,654	2,17,888
	Swabhiman Project	21,44,256	14,09,357
	Jio Parsi Project	47,130	-
	CNSM Project	3,889	



International Institute for Population Sciences

Schedules forming part of Balance Sheet and Income & Expenditure

(In Rs.)

Schedule No.	Particulars	For Year Ended 31st March	
		2019	2018
	MSPSM Project	87,991	
	PMMVY Project	1,07,204	
	GEH Project	7,91,654	
	ICSSR		18,411
	Aag Project		10,03,797
	Interest on Institute Development Fund Investment	1,15,62,233	1,37,30,289
		1,91,07,876	1,88,82,285
	Improvement of Hostel Accommodation Fund		
	Guests Room Rent	6,90,100	6,96,661
	Interest on Investments	6,23,194	4,97,355
		13,13,294	11,94,016
	General Pool Honorarium		
	Interest on Investments	3,27,456	-
		3,27,456	-
	Total of schedule 13	2,07,48,626	2,00,76,301
14	Non Plan Revenue Expenditure		
	Establishment Expenses		
	Salaries and Wages	14,94,84,505	9,67,00,754
	Employees Actuarial Terminal Benefits	-	-
	Children Education Fees	24,05,966	3,33,420
	Leave Travel Concession	18,49,019	12,01,919
	D.C.R.G.	62,88,445	5,21,372
	Extra Work Allowances (OT)	16,593	19,713
	Honorarium	5,425	18,000
	Contribution to Provident Fund	62,400	23,064
	Contribution to New Pension Fund	40,75,491	24,23,688
	Medical Charges	30,46,303	23,53,651
	Monthly Pension	3,24,93,646	3,66,77,146
	Pension Fund Commutation	94,64,934	-
	Others - Security Guard's Expenses	56,45,461	52,76,344
	Total of schedule 14	21,48,38,188	14,55,49,071
15	Other Administrative Expenses		
	Office Expenses		
	Advertisement and Publicity	3,02,996	4,31,146
	Audit Fees	1,08,560	1,25,945
	Bank Charges	26,152	5,340
	Bank Charges - FCRA	-	1,150
	Conveyance Expenses	30,227	57,154
	Convocation/Founders Day Expenses	10,36,978	7,50,489
	Electricity Expenses	64,69,260	68,36,400
	Maint. Of Hostel	45,223	-
	Hindi Workshop Expenses	39,842	50,058
	Insurance	85,673	80,471
	Internet Charges	2,13,782	1,94,834
	Legal Charges	2,63,800	1,08,150
	Petrol & Fuel Charges	1,42,506	85,264
	Postage & Courier	1,22,514	1,79,200
	Professional Fees	11,32,529	8,68,284



International Institute for Population Sciences

Schedules forming part of Balance Sheet and Income & Expenditure

(In Rs.)

Schedule No.	Particulars	For Year Ended 31st March	
		2019	2018
	Rent, Rates and Taxes	10,16,876	12,43,461
	Refreshment Expenses	2,85,692	1,97,474
	Registration Fee	50,000	8,53,889
	Staff Clothing	-	24,850
	Staff Welfare	28,290	-
	Stationary and Printing	14,36,775	15,72,379
	Sundry Expenses	57,022	79,269
	Telephone Charges	37,660	41,413
	Write off	-	-
	Repairs and Maintenance	34,74,913	1,18,06,966
	Travelling Allowance Expenses	20,61,474	13,01,612
	Computer & Peripheral Written Off	-	-
	Total of schedule 15	1,84,68,743	2,68,95,198
16	Other Revenue Expenditure		
	Fellowship in Demography	2,97,61,387	2,99,18,955
	IT and Software (Revenue)	63,57,849	69,33,369
	Outsourcing Services	1,12,80,901	47,77,006
	Expenditure on Research Project	63,44,284	42,39,758
	Expenditure on Demographic Seminar	19,72,885	31,31,830
	Short Term Courses	2,39,852	3,83,038
	Study Tours	1,85,421	3,35,925
	Foreign Travelling Expenses	11,78,620	4,99,765
	Total of schedule 16	5,73,21,199	5,02,19,646
17	Reserve Fund Payments		
	On A/c Overhead/1/3rd Consultancy Charges		
	Institute Development Fund		
	Swabhiman Project	1,04,679	-
	AAG Project	29,343	-
	Lasi Project	-	645
	UPAI Project	-	320
	Swabhiman Project	-	8,000
	Pop Envis Project	-	32,699
		1,34,022	41,664
	Improvement of Hostel Accommodation Fund		
	Hostel Warden Hon.	18,000	16,500
	Kitchen Appliances	1,198	16,955
	Hostel Maintenance	4,38,663	3,67,277
	Sundry	1,036	5,626
		4,58,897	4,06,358
	General Pool Honorarium		
	Faculty & Staff	-	61
		-	61
	Total of schedule 17	5,92,919	4,48,083



International Institute for Population Sciences

Schedules forming part of Balance Sheet and Income & Expenditure

(In Rs.)

Schedule No.	Particulars	For the Year Ended 31st March		
		2018-2019	2018-19	2017-18
10	Grants/Subsidies (Irrevocable grants and subsidies received)			
	Un-utilized Grant brought forward from previous year		3,37,38,691.55	84,40,036.68
	Capital Grants released for Depreciation			
	Grants Received during the year:		-	-
	Grant-in-aid Salaries	14,10,71,000.00		8,34,00,000.00
	Grant-in-aid General	11,96,25,000.00		14,18,44,000.00
	Grant-in-aid for creation of Capital Assets	-	26,06,96,000.00	-
				22,52,44,000.00
	Grant adjusted towards Revenue Expenditure	-	-	-
	Less: Expenses adjusted from current year's Internal Receipts	-	-	-
	Taken as Income to Income & Expenditure A/c *		26,06,96,000.00	22,52,44,000.00
	Less: Grant Utilized for purchase of Assets **	-	-	-
	Grant payable/receivable from MoHFW ***/Income & Expenditure	26,06,96,000.00	29,44,34,691.55	23,36,84,036.68

* Appears as Income in the Income & Expenditure Account.

** Appears as addition to Capital Fund as well as additions to Fixed Assets during the year.

***Appears under Current Liabilities in the Balance Sheet and will become the opening balance next year.



Calculation of Depreciation for the period 01/04/2018 to 31/3/2019

(Amount in Rs.)

DESCRIPTION OF THE ASSETS	Gross Block				Depreciation							WDV as on 31.03.2019 (Rs.)	WDV as on 31.03.2018 (Rs.)
	As on 01/04/2018	Addition	Adjustments Disposal / sale (Rs.)	As on 31/03/2019	Accumulated Depreciation as on 01/04/2018	On balances as of 01/04/2018	Dep to be reversed due to error in earlier years	On Additions	On Deletions 2018-19	Amt w/off	Total Depreciation as on 31/03/2019		
LAND:													
a) Freehold	1,04,429	-	-	1,04,429	-	-	-	-	-	-	-	1,04,429.00	1,04,429
b) Leasehold	-	-	-	-	-	-	-	-	-	-	-	-	-
	1,04,429	-	-	1,04,429	-	-	-	-	-	-	-	1,04,429.00	1,04,429
BUILDINGS:													
Buildings	17,91,42,033	(17,10,531)	1,55,14,161	16,19,17,341	2,50,80,682	40,90,696	-	(23,153)	24,30,560	-	2,67,17,665	13,51,99,676.00	15,40,61,351
Staff Quarters at Nerul	1,17,00,959	27,43,528	-	1,44,44,487	22,27,865	2,92,524	-	51,466	-	-	25,71,855	1,18,72,632.00	94,73,094
	19,08,42,992	10,32,997	1,55,14,161	17,63,61,828	2,73,08,547	43,83,220	-	28,313	24,30,560	-	2,92,89,520	14,70,72,308.00	16,35,34,445
PLANTS & MACHINERY													
Equipments	2,98,68,685	5,53,600	-	3,04,22,285	1,79,64,915	23,60,115	-	25,417	-	-	2,03,50,448	1,00,71,838.00	1,19,03,770
Computer & Peripherals	3,48,38,740	75,20,190	-	4,23,58,930	3,41,88,567	5,90,739	-	1,95,519	-	-	3,49,74,825	73,84,105.00	6,50,173
Motor Vehicles	24,07,197	-	-	24,07,197	22,02,514	1,65,726	-	-	-	-	23,68,241	38,956.00	2,04,683
IT and Software Package	2,70,61,748	16,91,043	-	2,87,52,791	1,93,77,618	33,05,766	-	1,97,373	-	-	2,28,80,757	58,72,034.00	76,84,130
	9,41,76,370	97,64,833	-	10,39,41,203	7,37,33,615	64,22,346	-	4,18,309	-	-	8,05,74,271	2,33,66,933.00	2,04,42,755
FURNITURE AND FIXTURES													
	2,15,92,429	7,00,916	-	2,22,93,345	1,58,34,628	21,59,243	-	40,939	-	-	1,80,34,810	42,58,535.00	57,57,801
	2,15,92,429	7,00,916	-	2,22,93,345	1,58,34,628	21,59,243	-	40,939	-	-	1,80,34,810	42,58,535.00	57,57,801
LIBRARY BOOKS													
	10,87,48,638	66,17,154	-	11,53,65,792	6,52,17,651	1,08,74,864	-	2,10,779	-	-	7,63,03,294	3,90,62,498.00	4,35,30,987
	10,87,48,638	66,17,154	-	11,53,65,792	6,52,17,651	1,08,74,864	-	2,10,779	-	-	7,63,03,294	3,90,62,498.00	4,35,30,987
CAPITAL WORK-IN PROGRESS													
Capital WIP CPWD New Hostel	2,59,868	-	-	2,59,868	-	-	-	-	-	-	-	2,59,868.00	2,59,868
Capital WIP-New Project Constn Work	70,67,419	-	2,31,231	68,36,188	-	-	-	-	-	-	-	68,36,188.00	70,67,419
Capital WIP-Library & Academic Block	2,15,251	-	-	2,15,251	-	-	-	-	-	-	-	2,15,251.00	2,15,251
Capital WIP CPWD Academic Bldg.	11,13,619	-	9,65,613	1,48,006	-	-	-	-	-	-	-	1,48,006.00	11,13,619
Capital WIP CPWD Staff Qtrs	-	-	-	-	-	-	-	-	-	-	-	-	-
	86,56,157	-	11,96,844	74,59,313	-	-	-	-	-	-	-	74,59,313.00	86,56,157
TOTAL OF CURRENT YEAR	42,41,21,015	1,81,15,900	1,67,11,005	42,55,25,911	18,20,94,440	2,38,39,673	-	6,98,340	24,30,560	-	20,42,01,895	22,13,24,017.00	24,20,26,575
TOTAL OF PREVIOUS YEAR	36,95,55,654	7,05,89,626	3,90,94,566	40,10,50,715	9,03,64,388	6,79,53,828	-	21,34,463	4,914	-	16,04,47,764	24,06,02,949	27,91,91,265



INTERNATIONAL INSTITUTE FOR POPULATION SCIENCES
(Accompaniment of Balance Sheet as on 31/03/2019)

ANNEXURE - I :- Details of Land & Buildings of the Institute

SI	Particulars of the Asset	Gross Block				Depreciation @ 2.5%					WDV as on 31.03.2019 (Rs.)	WDV as on 31.03.2018 (Rs.)
		As on 01/04/2018	Addition	Adjustments Disposal / sale (Rs.)	As on 31/03/2019	Accumulated Depreciation as on 01/04/2018	On balances as of 01/04/2018	On Addition	On Deletions 2018-19	Total Depreciation as on 31/03/2019		
		(1)	(2)	(3)	(4)	(5)	(6)	(7)	(8)	(9)	(10)	(11)
A	Land on Freehold Property	1,04,429	-	-	1,04,429	-	-	-	-	-	1,04,429	1,04,429
		1,04,429	-	-	1,04,429	-	-	-	-	-	1,04,429	1,04,429
B	Building											
1	Main Building	1,52,37,571	-	1,52,37,571	(0)	23,61,413	-	-	23,61,413	0	0	1,28,76,158
2	Development Internal Roads, Pavement	23,96,292	-	-	23,96,292	5,99,503	59,907	-	-	6,59,410	17,36,882	17,96,789
3	Hostel Building (old)	1,03,32,723	-	-	1,03,32,723	15,47,438	2,58,318	-	-	18,05,756	85,26,967	87,85,285
4	Director's Bungalow	2,76,590	-	2,76,590	(0)	69,147	-	-	69,147	0	0	2,07,443
5	Staff Qrts. Type I to IV & Servant Qrts.	96,32,092	-	-	96,32,092	23,77,918	2,40,802	-	-	26,18,720	70,13,372	72,54,174
	<u>IIPS Deonar Campus</u>											
6	Guest House	1,46,54,428	-	-	1,46,54,428	4,17,324	3,66,361	-	-	7,83,685	1,38,70,743	1,42,37,104
7	Convocation Hall Renovation	10,98,690	-	-	10,98,690	2,74,673	27,467	-	-	3,02,140	7,96,550	8,24,017
8	Academic Building	71,74,687	4,30,057	-	76,04,744	12,13,633	1,79,367	8,064	-	14,01,064	62,03,679	59,61,053
9	Water Reservoir	3,34,504	-	-	3,34,504	87,684	8,363	-	-	96,047	2,38,457	2,46,820
10	Library-Cum Computer Centre Building	5,14,52,898	3,500	-	5,14,56,398	46,55,477	12,86,322	51	-	59,41,850	4,55,14,548	4,67,97,421
11	New Hostel Building	3,51,78,820	(14,34,935)	-	3,37,43,885	49,18,779	8,79,471	(20,926)	-	57,77,324	2,79,66,561	3,02,60,041
12	Compound Wall, Fencing, UCR Wall,	26,38,323	-	-	26,38,323	6,59,580	65,958	-	-	7,25,538	19,12,785	19,78,743
13	Bore Well	45,617	-	-	45,617	11,404	1,140	-	-	12,544	33,073	34,213
14	Car Shed	10,79,806	(7,09,153)	-	3,70,653	1,47,327	26,995	(10,342)	-	1,63,980	2,06,673	9,32,479
15	Lift	4,26,953	-	-	4,26,953	1,06,738	10,674	-	-	1,17,412	3,09,541	3,20,215
16	Recreation Hut, Gym	3,99,163	-	-	3,99,163	99,790	9,979	-	-	1,09,769	2,89,394	2,99,373
17	Street Light	6,00,000	-	-	6,00,000	1,50,000	15,000	-	-	1,65,000	4,35,000	4,50,000
18	Canteen Renovation	1,42,000	-	-	1,42,000	35,581	3,550	-	-	39,131	1,02,869	1,06,419
19	Renovation Classroom/Seminar Hall	14,22,000	-	-	14,22,000	3,55,500	35,550	-	-	3,91,050	10,30,950	10,66,500
20	Sign Board	1,25,108	-	-	1,25,108	35,466	3,128	-	-	38,594	86,514	89,642
21	A.C. Guard	4,11,000	-	-	4,11,000	1,02,750	10,275	-	-	1,13,025	2,97,975	3,08,250
22	Panel Board 440V/VTPN DB	5,82,842	-	-	5,82,842	1,51,151	14,571	-	-	1,65,722	4,17,120	4,31,691
23	Badminton Court	51,000	-	-	51,000	12,750	1,275	-	-	14,025	36,975	38,250
24	Nallah	2,34,48,927	-	-	2,34,48,927	46,89,654	5,86,223	-	-	52,75,877	1,81,73,050	1,87,59,273
		17,91,42,033	(17,10,531)	1,55,14,161	16,19,17,341	2,50,80,682	40,90,696	(23,153)	24,30,560	2,67,17,665	13,51,99,676	15,40,61,351
	<u>Nerul Quarters</u>											
25	Staff Quarters Nerul Navi Mumbai	1,17,00,959	27,43,528	-	1,44,44,487	22,27,865	2,92,524	51,466	-	25,71,855	1,18,72,632	94,73,094
		1,17,00,959	27,43,528	-	1,44,44,487	22,27,865	2,92,524	51,466	-	25,71,855	1,18,72,632	94,73,094
	Total -Building	19,08,42,992	10,32,997	1,55,14,161	17,63,61,828	2,73,08,547	43,83,220	28,313	24,30,560	2,92,89,520	14,70,72,308	16,35,34,445
	Grand Total-Land & Building	19,09,47,421	10,32,997	1,55,14,161	17,64,66,257	2,73,08,547	43,83,220	28,313	24,30,560	2,92,89,520	14,71,76,737	16,36,38,874



INTERNATIONAL INSTITUTE FOR POPULATION SCIENCES
(Accompaniment of Balance Sheet as on 31/03/2019)
ANNEXURE - II :- Details of Equipment of the Institute

Sl	Particulars of the Asset	Gross Block				Depreciation @ 10%					WDV as on 31.03.2019 (Rs.)	WDV as on 31.03.2018 (Rs.)
		As on 01/04/2018	Addition	Adjustments Disposal / sale (Rs.)	As on 31/03/2019	Accumulated Depreciation as on 01/04/2018	On balances as of 01/04/2018	On Addition	On Deletions 2018-19	Total Depreciation as on 31/03/2019		
		(1)	(2)	(3)	(4)	(5)	(6)	(7)	(8)	(9)	(10)	(11)
1	Audio Visual Equipment	10,15,909	-	-	10,15,909	3,88,142	1,01,591	-	-	4,89,733	5,26,176	6,27,767
2	Franking Machine	2,91,713	-	-	2,91,713	2,50,562	29,171	-	-	2,79,733	11,980	41,151
3	Typewriters	1,42,752	-	-	1,42,752	1,42,752	(1)	-	-	1,42,751	1	0
4	Calculators	1,35,736	-	-	1,35,736	1,35,343	392	-	-	1,35,735	1	393
5	Micro-Film Camera	1,483	-	-	1,483	1,483	(1)	-	-	1,482	1	0
6	Recadell Commercial Reader	635	-	-	635	636	(1)	-	-	635	1	(1)
7	Gestetner Duplicator	33,595	-	-	33,595	33,596	(1)	-	-	33,595	1	(1)
8	Tape/DVD Recorder	70,135	-	-	70,135	49,042	7,014	-	-	56,056	14,080	21,094
9	Photo Copying Machine	14,56,522	-	-	14,56,522	9,33,550	1,45,652	-	-	10,79,202	3,77,320	5,22,972
10	Projectors/Screen	30,63,409	-	-	30,63,409	7,49,246	3,06,341	-	-	10,55,587	20,07,822	23,14,163
11	Air- Conditioners	32,36,730	-	-	32,36,730	22,71,501	3,23,673	-	-	25,95,174	6,41,556	9,65,229
12	Printing Press Equipment with	27,038	-	-	27,038	27,038	(1)	-	-	27,037	1	(0)
13	Internal Telephone System	73,185	-	-	73,185	73,186	(1)	-	-	73,185	1	(1)
14	Tata Internal Telephone System	5,79,560	-	-	5,79,560	5,79,560	(1)	-	-	5,79,559	1	-
15	Drilling Machine	5,044	-	-	5,044	5,043	-	-	-	5,043	1	1
16	Radio	162	-	-	162	162	(1)	-	-	161	1	0
17	Ladder Aluminum	40,361	-	-	40,361	15,734	4,036	-	-	19,770	20,591	24,627
18	Air Coolers	25,230	-	-	25,230	21,228	2,523	-	-	23,751	1,479	4,002
19	Public Address System & Accessories	9,04,529	-	-	9,04,529	6,62,365	90,453	-	-	7,52,818	1,51,711	2,42,164
20	Water Coolers/Dispenser	8,84,585	30,900	-	9,15,485	5,93,061	88,459	2,833	-	6,84,353	2,31,132	2,91,524
21	Refrigerators	1,07,190	-	-	1,07,190	75,789	10,719	-	-	86,508	20,682	31,401
22	Grass Cutter	17,026	-	-	17,026	13,008	1,703	-	-	14,711	2,315	4,018
23	T.V./LCD / Dish Antina/ Set Box	3,86,698	22,092	-	4,08,790	2,53,150	38,670	2,025	-	2,93,845	1,14,945	1,33,548
24	Kitchen Equipment	1,80,470	-	-	1,80,470	75,470	18,047	-	-	93,517	86,953	1,05,000
25	Water Pumps	87,346	-	-	87,346	77,944	8,735	-	-	86,679	667	9,402
26	Electric Amplifier	15,270	-	-	15,270	4,787	1,527	-	-	6,314	8,956	10,483
27	Cooking Range/Microwave	25,437	-	-	25,437	20,578	2,544	-	-	23,122	2,315	4,859
28	Electric Starter	1,550	-	-	1,550	1,550	(1)	-	-	1,549	1	-
29	Rice Grinder / Mixer Grider / Idli Maker	67,378	-	-	67,378	3,578	6,738	-	-	10,316	57,062	63,800
30	Postal Weighing Machine	33,897	-	-	33,897	30,322	3,390	-	-	33,712	185	3,575
31	Water Heater/Geysor/Boiler	1,89,134	-	-	1,89,134	1,84,861	4,272	-	-	1,89,133	1	4,273
32	Vacuum Cleaner	37,835	-	-	37,835	27,387	3,784	-	-	31,171	6,665	10,449
33	Big Stapler	6,636	-	-	6,636	6,637	(2)	-	-	6,635	1	(1)
34	Electronic Stencil Cutter	23,400	-	-	23,400	23,400	(1)	-	-	23,399	1	-
35	Modi Xerox- 1025 200m	20,05,012	4,23,958	-	24,28,970	20,31,425	(26,414)	17,424	-	20,22,434	4,06,536	(26,413)
36	V. C. R. G 10	16,020	-	-	16,020	16,020	(1)	-	-	16,019	1	-
37	Photophone Superlitter II 16mm Proj./Toshiba	15,853	-	-	15,853	15,853	(1)	-	-	15,852	1	0
38	Overhead Projector	1,53,744	-	-	1,53,744	1,53,743	-	-	-	1,53,743	1	1



INTERNATIONAL INSTITUTE FOR POPULATION SCIENCES
(Accompaniment of Balance Sheet as on 31/03/2019)
ANNEXURE - II :- Details of Equipment of the Institute

SI	Particulars of the Asset	Gross Block				Depreciation @ 10%					WDV as on 31.03.2019 (Rs.)	WDV as on 31.03.2018 (Rs.)
		As on 01/04/2018	Addition	Adjustments Disposal / sale (Rs.)	As on 31/03/2019	Accumulated Depreciation as on 01/04/2018	On balances as of 01/04/2018	On Addition	On Deletions 2018-19	Total Depreciation as on 31/03/2019		
		(1)	(2)	(3)	(4)	(5)	(6)	(7)	(8)	(9)	(10)	(11)
39	Photophone Slide Projector	17,214	-	-	17,214	17,213	-	-	-	17,213	1	1
40	Electrical Motor	800	-	-	800	800	(1)	-	-	799	1	-
41	B.P. Apparatus	7,612	-	-	7,612	4,425	761	-	-	5,186	2,426	3,187
42	EPABEX Systems with Accessory	6,61,402	-	-	6,61,402	6,61,402	(1)	-	-	6,61,401	1	0
43	Electric Hotplate /Food Service Trolley	52,900	-	-	52,900	52,900	(1)	-	-	52,899	1	-
44	Krisp Cold Refrigerator	8,040	-	-	8,040	7,673	366	-	-	8,039	1	367
45	Canon SLR Digital Camera 400D	1,72,773	-	-	1,72,773	1,24,949	17,277	-	-	1,42,226	30,547	47,824
46	Dough Heading Machine	29,150	-	-	29,150	29,150	(1)	-	-	29,149	1	-
47	HCL Photocopier	1,21,500	-	-	1,21,500	1,21,500	(1)	-	-	1,21,499	1	-
48	Ureka Water Filter/ Aquaquad	1,06,098	-	-	1,06,098	71,318	10,610	-	-	81,928	24,170	34,780
49	Fax Machine	79,671	-	-	79,671	82,440	(2,770)	-	-	79,670	1	(2,769)
50	Cordless Telephone	12,340	-	-	12,340	10,398	1,234	-	-	11,632	708	1,942
51	Telephone Head Set	10,950	-	-	10,950	8,847	1,095	-	-	9,942	1,008	2,103
52	Infant Meters	2,20,500	-	-	2,20,500	2,07,467	13,032	-	-	2,20,499	1	13,033
53	Telephone Instruments	1,83,228	-	-	1,83,228	1,68,994	14,233	-	-	1,83,227	1	14,234
54	Zero B (on line filter)	7,390	-	-	7,390	7,390	(1)	-	-	7,389	1	-
55	Smoke Detector	10,400	-	-	10,400	10,400	(1)	-	-	10,399	1	-
56	Emergency Light	14,690	-	-	14,690	14,690	(1)	-	-	14,689	1	-
57	Ultra violet Tube Light	6,600	-	-	6,600	6,600	(1)	-	-	6,599	1	-
58	Data Projector/ Slide/LCD Projector	7,20,478	-	-	7,20,478	7,20,710	(233)	-	-	7,20,477	1	(232)
59	Embossing Seal Machine	1,100	-	-	1,100	1,100	(1)	-	-	1,099	1	-
60	Sealing Machine	2,211	-	-	2,211	2,211	(1)	-	-	2,210	1	(0)
61	Hand Dryer	4,578	-	-	4,578	4,578	(1)	-	-	4,577	1	(0)
62	Exhaust/Ceiling/Wall Fan	7,30,456	-	-	7,30,456	3,16,539	73,046	-	-	3,89,585	3,40,871	4,13,917
63	Fire Alarm/Intructive Panel	1,54,713	-	-	1,54,713	1,43,693	11,019	-	-	1,54,712	1	11,020
64	Washing Machine	1,40,325	-	-	1,40,325	1,10,639	14,033	-	-	1,24,672	15,654	29,687
65	Motorized Projector lift	1,32,750	-	-	1,32,750	1,47,131	(14,382)	-	-	1,32,749	1	(14,381)
66	Toshiba Projector	1,85,569	-	-	1,85,569	2,05,672	(20,104)	-	-	1,85,568	1	(20,103)
67	Paper Shredder	30,800	-	-	30,800	31,057	(258)	-	-	30,799	1	(257)
68	Microphone	93,710	-	-	93,710	49,832	9,371	-	-	59,203	34,507	43,878
69	Fake Note/Note Counting Machine	10,575	-	-	10,575	9,783	792	-	-	10,575	1	793
70	Sports Zone	1,60,000	-	-	1,60,000	1,41,418	16,000	-	-	1,57,418	2,582	18,582
71	UPS	25,76,066	-	-	25,76,066	13,65,943	2,57,607	-	-	16,23,550	9,52,516	12,10,123
72	Others & Panel Board Capacitor	5,52,686	-	-	5,52,686	3,97,473	55,269	-	-	4,52,742	99,944	1,55,213
73	Display Board/Screen	4,18,125	-	-	4,18,125	1,42,533	41,813	-	-	1,84,346	2,33,779	2,75,592
74	Water Purifier	19,265	-	-	19,265	10,534	1,927	-	-	12,461	6,805	8,732
75	Others	1,24,427	-	-	1,24,427	55,693	12,443	-	-	68,136	56,291	68,734
76	UPS (PC UP)	5,470	-	-	5,470	2,667	547	-	-	3,214	2,256	2,803
77	Attendance System	45,185	-	-	45,185	22,928	4,519	-	-	27,447	17,739	22,258
78	CCTV Camera	3,30,835	14,900	-	3,45,735	96,053	33,084	373	-	1,29,510	2,16,225	2,34,782
79	Digital Census Volumes	6,19,960	-	-	6,19,960	3,09,980	61,996	-	-	3,71,976	2,47,984	3,09,980
80	Scanner	1,90,975	61,750	-	2,52,725	15,661	19,098	2,763	-	37,522	2,15,203	1,75,314
81	Server Equipment	54,70,971	-	-	54,70,971	20,97,205	5,47,097	-	-	26,44,302	28,26,669	33,73,766
82	Spiral Binding Machine	11,577	-	-	11,577	1,158	1,158	-	-	2,316	9,261	10,419
83	Leaf Shredding machine	54,411	-	-	54,411	5,441	5,441	-	-	10,882	43,529	48,970
	GRAND TOTAL	2,98,68,685	5,53,600	-	3,04,22,285	1,79,64,915	23,60,115	25,417	-	2,03,50,448	1,00,71,838	1,19,03,770



INTERNATIONAL INSTITUTE FOR POPULATION SCIENCES
(Accompaniment of Balance Sheet as on 31/03/2019)
ANNEXURE - III :- Details of Computer & Peripherals of the Institute

ANNEXURE - III :- Details of Computer & Peripherals of the Institute												
Sl	Particulars of the Asset	Gross Block				Depreciation @ 30%					WDV as on 31.03.2019 (Rs.)	WDV as on 31.03.2018 (Rs.)
		As on 01/04/2018	Addition	Adjustments Disposal / sale (Rs.)	As on 31/03/2019	Accumulated Depreciation as on 01/04/2018	On balances as of 01/04/2018	On Addition	On Deletions 2018-19	Total Depreciation as on 31/03/2019		
		(1)	(2)	(3)	(4)	(5)	(6)	(7)	(8)	(9)	(10)	(11)
1	IBM Machines	2,820	-	-	2,820	2,819	-	-	-	2,819	1	1
2	20 PC' s & 10 Printers (UNFPA)	13,81,963	-	-	13,81,963	13,81,962	-	-	-	13,81,962	1	1
3	MCI Micro Computer	11,380	-	-	11,380	11,379	-	-	-	11,379	1	1
4	Personal Computer / Micro Computer	5,94,432	72,82,010	-	78,76,442	3,89,948	1,78,330	1,82,050	-	7,50,328	71,26,114	2,04,484
5	Computer Accessories Including MODEM,Web Cam,Speaker	7,98,483	-	-	7,98,483	7,94,582	3,900	-	-	7,98,482	1	3,901
6	Computer (P.C) with Upgradation	1,91,55,206	-	-	1,91,55,206	1,91,55,205	-	-	-	1,91,55,205	1	1
7	Lan System Computer	10,66,636	-	-	10,66,636	10,61,473	5,162	-	-	10,66,635	1	5,163
8	SX Computer with Ms-Dos	4,68,600	-	-	4,68,600	4,68,599	-	-	-	4,68,599	1	1
9	Laser Jet Printer	31,93,068	2,38,180	-	34,31,248	30,25,562	1,67,505	13,469	-	32,06,536	2,24,712	1,67,506
10	INET SERVER, E-Mail SERVER	14,60,107	-	-	14,60,107	14,60,106	-	-	-	14,60,106	1	1
11	Scanner CHP Scanjet 4 CSE with SCSI	3,31,066	-	-	3,31,066	3,31,065	-	-	-	3,31,065	1	1
12	Dot Matrix Printer & Live Printer	5,28,923	-	-	5,28,923	5,28,922	-	-	-	5,28,922	1	1
13	C. D. Rom	1,91,613	-	-	1,91,613	1,91,612	-	-	-	1,91,612	1	1
14	C.D/DVD Writer	99,264	-	-	99,264	97,139	2,124	-	-	99,263	1	2,125
15	Laptop/Note Book	36,86,315	-	-	36,86,315	35,45,550	1,40,764	-	-	36,86,314	1	1,40,765
16	CD Rom Drive	27,769	-	-	27,769	27,768	-	-	-	27,768	1	1
17	Lan System	2,24,892	-	-	2,24,892	2,24,891	-	-	-	2,24,891	1	1
18	Pen Drive / HDD / RAM	3,09,845	-	-	3,09,845	1,83,632	92,954	-	-	2,76,586	33,259	1,26,213
19	Photo Smart Photo Printer	29,120	-	-	29,120	29,119	-	-	-	29,119	1	1
20	Uninterrupted Power Supply (UPS),	9,07,116	-	-	9,07,116	9,07,115	-	-	-	9,07,115	1	1
21	Router	2,47,232	-	-	2,47,232	2,47,231	-	-	-	2,47,231	1	1
22	PC with Printer	1,22,890	-	-	1,22,890	1,22,889	-	-	-	1,22,889	1	1
	GRAND TOTAL	3,48,38,740	75,20,190	-	4,23,58,930	3,41,88,567	5,90,739	1,95,519	-	3,49,74,825	73,84,105	6,50,173



INTERNATIONAL INSTITUTE FOR POPULATION SCIENCES
(Accompaniment of Balance Sheet as on 31/03/2019)
ANNEXURE - IV :- Details of Vehicles of the Institute

Sl	Particulars of the Asset	Gross Block				Depreciation @ 10%				WDV as on 31.03.2019 (Rs.)	WDV as on 31.03.2018 (Rs.)	
		As on 01/04/2018	Addition	Adjustments Disposal / sale (Rs.)	As on 31/03/2019	Accumulated Depreciation as on 01/04/2018	On balances as of 01/04/2018	On Addition	On Deletions 2018-19			Total Depreciation as on 31/03/2019
		(1)	(2)	(3)	(4)	(5)	(6)	(7)	(8)	(9)	(10)	(11)
1	Bicycle (1)	3,220	-	-	3,220	3,219	-	-	-	3,219	1	1
2	Maruti Gypsy	6,02,552	-	-	6,02,552	6,02,551	-	-	-	6,02,551	1	1
3	Maruti Suzuki	8,58,953	-	-	8,58,953	7,87,473	71,479	-	-	8,58,952	1	71,480
4	XYLO E-8	9,42,472	-	-	9,42,472	8,09,271	94,247	-	-	9,03,519	38,953	1,33,201
	TOTAL	24,07,197	-	-	24,07,197	22,02,514	1,65,726	-	-	23,68,241	38,956	2,04,683

INTERNATIONAL INSTITUTE FOR POPULATION SCIENCES
(Accompaniment of Balance Sheet as on 31/03/2019)
ANNEXURE - V :- Details of Software Packages of the Institute

Sl	Particulars of the Asset	Gross Block				Depreciation @ 20%					WDV as on 31.03.2019 (Rs.)	WDV as on 31.03.2018 (Rs.)
		As on 01/04/2018	Addition	Adjustments Disposal / sale (Rs.)	As on 31/03/2019	Accumulated Depreciation as on 01/04/2018	On balances as of 01/04/2018	On Addition	On Deletions 2018-19	Total Depreciation as on 31/03/2019		
		(1)	(2)	(3)	(4)	(5)	(6)	(7)	(8)	(9)	(10)	(11)
1	SLIM Package	3,67,337	-	-	3,67,337	3,67,336	-	-	-	3,67,336	1	1
2	Windows 2000	24,53,932	-	-	24,53,932	12,31,780	4,90,786	-	-	17,22,566	7,31,366	12,22,152
3	Infibnet	50,000	-	-	50,000	49,999	-	-	-	49,999	1	1
4	Adobe Acrobat Professional	8,87,919	-	-	8,87,919	8,87,918	-	-	-	8,87,918	1	1
5	Anti virus	8,78,078	1,278	-	8,79,356	7,44,816	1,33,261	234	-	8,78,311	1,045	1,33,262
6	SPSS Version 13	83,45,316	-	-	83,45,316	38,34,157	16,69,063	-	-	55,03,220	28,42,096	45,11,159
7	Linux Server	5,68,290	-	-	5,68,290	5,68,289	-	-	-	5,68,289	1	1
8	Internet Facility/Online data	38,09,965	-	-	38,09,965	31,46,905	6,63,059	-	-	38,09,964	1	6,63,060
9	AKRUTI Office 2004	26,000	-	-	26,000	26,000	(1)	-	-	25,999	1	-
10	End Note	1,48,246	-	-	1,48,246	1,19,562	28,683	-	-	1,48,245	1	28,684
11	JSTOR	11,63,160	-	-	11,63,160	11,63,159	-	-	-	11,63,159	1	1
12	STATA	1,38,472	-	-	1,38,472	99,732	27,694	-	-	1,27,426	11,046	38,740
13	Tally 9	32,964	-	-	32,964	29,315	3,648	-	-	32,963	1	3,649
14	Campus Agreement Microsoft	2,44,688	-	-	2,44,688	2,44,687	-	-	-	2,44,687	1	1
15	Coral draw	59,797	-	-	59,797	59,796	-	-	-	59,796	1	1
16	Arc View Lab Package	14,70,000	-	-	14,70,000	14,69,999	-	-	-	14,69,999	1	1
17	MTNL Channel Connectivity Dep@10%	49,63,500	-	-	49,63,500	49,63,499	-	-	-	49,63,499	1	1
18	N vivo software	4,96,304	-	-	4,96,304	2,48,152	99,261	-	-	3,47,413	1,48,891	2,48,152
19	Visual Studio Prof 2013	37,279	-	-	37,279	31,066	6,212	-	-	37,278	1	6,213
20	Others Software	9,20,501	16,89,765	-	26,10,266	91,451	1,84,100	1,97,139	-	4,72,690	21,37,576	8,29,050
	TOTAL	2,70,61,748	16,91,043	-	2,87,52,791	1,93,77,618	33,05,766	1,97,373	-	2,28,80,757	58,72,034	76,84,130



INTERNATIONAL INSTITUTE FOR POPULATION SCIENCES
(Accompaniment of Balance Sheet as on 31/03/2019)
ANNEXURE - VI :- Details of Furniture and Fittings of the Institute

Sl	Particulars of the Asset	Gross Block				Depreciation @ 10%					WDV as on 31.03.2019 (Rs.)	WDV as on 31.03.2018 (Rs.)
		As on 01/04/2018	Addition	Adjustments Disposal / sale (Rs.)	As on 31/03/2019	Accumulated Depreciation as on 01/04/2018	On balances as of 01/04/2018	On Addition	On Deletions 2018-19	Total Depreciation as on 31/03/2019		
		(1)	(2)	(3)	(4)	(5)	(6)	(7)	(8)	(9)	(10)	(11)
1	Steel Furniture	95,67,938	1,28,425	-	96,96,363	81,44,843	9,56,794	6,198	-	91,07,835	5,88,528	14,23,095
2	Wooden Furniture	84,44,597	1,83,750	-	86,28,347	61,61,057	8,44,460	15,313	-	70,20,829	16,07,518	22,83,540
3	Misc. Items	35,79,895	3,88,741	-	39,68,636	15,28,728	3,57,989	19,428	-	19,06,145	20,62,490	20,51,167
	TOTAL	2,15,92,429	7,00,916	-	2,22,93,345	1,58,34,628	21,59,243	40,939	-	1,80,34,810	42,58,535	57,57,801

(Accompaniment of Balance Sheet as on 31/03/2019)
ANNEXURE - VI :- Library Books

Sl	Particulars of the Asset	Gross Block				Depreciation @ 10%					WDV as on 31.03.2019 (Rs.)	WDV as on 31.03.2018 (Rs.)
		As on 01/04/2018	Addition	Adjustments Disposal / sale (Rs.)	As on 31/03/2019	Accumulated Depreciation as on 01/04/2018	On balances as of 01/04/2018	On Addition	On Deletions 2018-19	Total Depreciation as on 31/03/2019		
		(1)	(2)	(3)	(4)	(5)	(6)	(7)	(8)	(9)	(10)	(11)
1	Library Books	10,87,48,638	66,17,154	-	11,53,65,792	6,52,17,651	1,08,74,864	2,10,779	-	7,63,03,294	3,90,62,498	4,35,30,987
	TOTAL	10,87,48,638	66,17,154	-	11,53,65,792	6,52,17,651	1,08,74,864	2,10,779	-	7,63,03,294	3,90,62,498	4,35,30,987



International Institute for Population Sciences
ANNEXURE VIII

Details of Capital Items Met from "Improvement of Hostel Accommodation Fund A/c."

Accompaniment of Balance Sheet as on 31/03/2019

SL	Name of the Asset	As on 01/04/2018	Additions (Rs.)	Adjustments / Disposal / sale (Rs.)	As on 31/03/2019
	(1)	(2)	(3)	(4)	(5)
A.	Machinery and Equipments				
1	Typewriter	8,845	-	-	8,845
2	Refrigerator	48,289	-	-	48,289
3	Sound System	47,203	-	-	47,203
4	Air Cooler	2,560	-	-	2,560
5	Water Heater / Geyser	35,576	-	-	35,576
6	Water Cooler	91,571	-	-	91,571
7	T. V.	1,55,081	-	-	1,55,081
8	Cooking Range	37,772	-	-	37,772
9	Air Conditioner	70,449	-	-	70,449
10	Bicycle	1,670	-	-	1,670
11	Exercise Equipment- Magnatic Tread Mill	15,000	-	-	15,000
12	Mixer/Grinder	15,695	-	-	15,695
13	Kitchen Items	54,061	-	-	54,061
14	Venetition Blinds	21,060	-	-	21,060
	TOTAL (A)	6,04,832	-	-	6,04,832
B.	Furniture & Fittings				
1	Steel Furniture	3,80,733	-	-	3,80,733
2	Wooden Furniture	4,43,302	-	-	4,43,302
3	Ceiling Fans, Chairs	33,000	-	-	33,000
	TOTAL (B)	8,57,035	-	-	8,57,035
	TOTAL (A+B)	14,61,867	-	-	14,61,867



International Institute for Population Sciences
ANNEXURE - IX

Details of Capital Items Met from "Institute Development Fund A/c"
Accompaniment of Balance Sheet as on 31/03/2019

Sl	Name of the Asset	As on 01/04/2018	Additions (Rs.)	Adjustments / Disposal / sale (Rs.)	As on 31/03/2019
	(1)	(2)	(3)	(4)	(5)
A.	Machinery and Equipments				
1	Air Conditioner	2,32,351	-	-	2,32,351
2	Overhead Projector & Screen	29,919	-	-	29,919
3	Vacuum Cleaner	14,700	-	-	14,700
4	Cordless Mike	28,550	-	-	28,550
5	Aqua- Guard Filter	18,270	-	-	18,270
6	Amplifier & Microphone	25,945	-	-	25,945
7	Telephone Instrument	10,140	-	-	10,140
8	P.C. & P C Upgradation	5,18,500	-	-	5,18,500
	TOTAL (A)	8,78,375	-	-	8,78,375
B.	Furniture & Fittings				
1	Steel Furniture	1,42,910	-	-	1,42,910
2	Wooden Furniture	54,736	-	-	54,736
3	Ceiling Fans, Chairs	50,950	-	-	50,950
	TOTAL (B)	2,48,596	-	-	2,48,596
C.	Infra Structure				
1	Air-conditioning of Convocation Hall	9,75,000	-	-	9,75,000
	TOTAL (C)	9,75,000	-	-	9,75,000
	TOTAL (A+ B+C)	21,01,971	-	-	21,01,971



International Institute for Population Sciences
ANNEXURE-X

Projects Accounts for the Year 2018- 2019

Sl	Name of the Project	As on 01/04/2018	Receipt (2018-19)	Expenditure (2018-19)	Transfer to Institute Development fund	Transfer to General Pool Honorary	As on 31/03/2019
	(1)	(2)	(3)	(4)	(5)	(6)	(7)
1	UN Assistance to Inst.A/c. (EMS)	59,75,135	13,41,366	8,56,870			64,59,631
2	POP ENVIS	56,124	-	-			56,124
3	STTC Foreign	3,36,601	-	-	-		3,36,601
4	IIPS CWW Project	86,189	8,60,548	6,68,982	-	-	2,77,755
5	Jio Parsi Impact Project	70,449	-	70,449	-		-
	TOTAL	65,24,498	22,01,914	15,96,301	-	-	71,30,111



Sr. No.	Purpose of Grants	Unutilised Balance of Grant to end of 2017-18 (Rs.)	Total Grant Recd.during 2018-19 (Rs.)	Adjustments	Total Grant Re-Appropriated from other heads during 2018-19 (Rs./Refund)	Other Receipts during 2018-19 (Rs.)	Total	Expenditure (Incl provision) for the year 2018-19 (Rs.)*	Unutilised Balance of Grant to end of 2018-19 (Rs.)*
	(1)	(2)	(3)	(4)	(5)	(6)	(7)	(8)	(9)
1	Grant-in-aid Salaries	55,30,234	14,10,71,000		-	-	14,66,01,234	15,37,39,490	(71,38,256)
2	Grant-in-aid General	87,72,854	11,96,25,000		-	1,35,20,287	14,19,18,141	13,68,88,640	50,29,500
3	Grant-in-aid for Creation of Capital Assets	1,94,35,601	2,43,75,000		-	-	4,38,10,601	1,69,19,056	2,68,91,545
	Total Grant A	3,37,38,688	28,50,71,000	-	-	1,35,20,287	33,23,29,975	30,75,47,186	2,47,82,789
3	Grant Accrued but not due (Acturial Liability)	(95,75,24,632)	-		-		(95,75,24,632)	-	(95,75,24,632)
	Total Grant C	(95,75,24,632)	-	-	-	-	(95,75,24,632)	-	(95,75,24,632)

Note

- * Expenditure (Incl provision) for the year 2018-19 (Rs.)
Expenditure includes Provision for Expenses & Fixed Assets of Current F.Y.2018-19



Statement Showing Unutilised Grant to End of 2018-19

Grants Received Vide Letter No. GOI				Details of unspent balance 31/03/2019	
			Rs.		Rs.
GRANT-IN-AID-SALARIES				GRANT-IN-AID-SALARIES	(71,38,256)
1	No.G.20011/01/2018-Stats (IIPS)	Dt.25-06-2018	5,57,72,000		
2	No.G.20011/02/2018-Stats (IIPS)	Dt.24-12-2018	4,23,99,000		
3	No.G.20011/01/2018-Stats (IIPS)	Dt.26-03-2019	4,29,00,000		
Total A			14,10,71,000		
GRANT-IN-AID-GENERAL				GRANT-IN-AID-GENERAL	50,29,500
1	No.G.20011/01/2018-Stats (IIPS)	Dt.25-06-2018	8,54,00,000		
2	No.G.20011/02/2018-Stats (IIPS)	Dt.24-12-2018	3,42,25,000		
Total B			11,96,25,000		
GRANT-IN-AID-FOR CREATION OF CAPITAL ASSETS				GRANT-IN-AID-FOR CREATION OF CAPITAL ASSETS	2,68,91,545
1	No.G.20011/01/2018-Stats (IIPS)	Dt.25-06-2018	49,38,000		
2	No.G.20011/02/2018-Stats (IIPS)	Dt.24-12-2018	96,37,000		
3	No.G.20011/01/2018-Stats (IIPS)	Dt.26-03-2019	98,00,000		
Total C			2,43,75,000		
Total (A + B+C)			28,50,71,000	Total	2,47,82,789

In terms of our report of even date attached.

Certified that the amounts have been utilized for the purpose for which they were intended.

Swaroop Jain & Co.
Chartered Accountants

Saurabh Jain
Partner
Membership No.141336
UDIN: 19141336AAAABM5834
Place: Mumbai
Date: 11-09-2019



अनिकेत चट्टोपाध्याय
Aniket Chattopadhyay
सहायक वित्त अधिकारी
Assistant Finance Officer

अन्तर्राष्ट्रीय जनसंख्या विज्ञान संस्थान
International Institute for Population Sciences
देवनार / Deonar, मुंबई / Mumbai, 400088

डॉ. एम. के. कुलकर्णी / Dr. M. K. Kulkarni
कुलसचिव / Registrar
अन्तर्राष्ट्रीय जनसंख्या विज्ञान संस्थान
International Institute for Population Sciences
(विश्वविद्यालय समतुल्य / Deemed University)
देवनार / Deonar, मुंबई / Mumbai 400 088

For International Institute for Population Sciences

Dr. K. S. James
Director & Sr. Professor


प्रोफेसर के.एस. जेम्स / Prof. K.S. James
निदेशक एवं वरिष्ठ प्रोफेसर / Director & Sr. Professor
अन्तर्राष्ट्रीय जनसंख्या विज्ञान संस्थान
International Institute for Population Sciences
गोवन्डी स्टेशन रोड, देवनार / Govandi Station Road, Deonar
मुंबई / Mumbai - 400 088.

INTERNATIONAL INSTITUTE FOR POPULATION SCIENCES

Govandi Station Road, Deonar, Mumbai- 400 088.

Receipt & Payment for the year 2018-19

Sl	Receipts	Capital Assets	Grant-in-aid from MofHW	General	Others	Total (Rs.)	Sl	Payments	Capital Assets	Grant-in-aid from MofHW	General	Others	Total (Rs.)
PARTICULARS													
I Opening Balances													
1	Cash at Bank-SBI A/c No. 54179	148,24,860.00	68,28,201.00	(74,41,615.26)	53,50,340.88	195,62,286.62	Recurring Expenses						
2	Cash in hand	-	-	25,768.00	-	25,768.00	A. Salary & Allowances						
3	FCRA SBI Bank A/c No 57385	-	-	-	508,479.15	508,479.15	1	Salaries	-	1472,89,842.00	-	-	1472,89,842.00
4	Andhra Bank A/c 8817	-	-	-	(7,91,979.14)	(7,91,979.14)	2	Children Education Allowance	-	14,00,966.00	-	-	14,00,966.00
5	IDBI Bank A/c 73070	-	-	-	27,70,638.70	27,70,638.70	3	Leave Travel Concession (LTC)	-	17,55,821.00	-	-	17,55,821.00
6	Andhra Bank (fdes) A/c 40120	-	-	-	13,897.50	13,897.50	B. Establishment Expenses						
7	SBI IIPS Provident Fund A/c No 28620	-	-	-	28,18,895.00	28,18,895.00	1	Pension	-	-	322,72,661.00	-	322,72,661.00
8	SBI Capital & Other Fund A/c	-	-	-	49,11,284.00	49,11,284.00	2	Extra Work Allowance	-	-	15,611.00	-	15,611.00
9	SBI IIPS Students Fee A/c	-	-	10,00,512.50	-	10,00,512.50	3	Medical Charges	-	-	27,72,034.00	-	27,72,034.00
II Grant in Aid Salaries		-	1410,71,000.00	-	-	1410,71,000.00	4	Security Guards Service	-	-	56,26,985.04	-	56,26,985.04
Grant in Aid General		-	-	-	-	-	5	Institutes Contribution D/A CPW/NPS	-	-	40,04,842.00	-	40,04,842.00
Grant in Aid Creation of Capital Assets		243,75,000.00	-	(11,96,25,000.00)	-	243,75,000.00	6	DCRG	-	-	62,88,445.00	-	62,88,445.00
Assets		243,75,000.00	1410,71,000.00	11,96,25,000.00	-	2850,71,000.00	7	Pension Commutation	-	-	46,48,124.00	-	46,48,124.00
III Misc. Receipts		-	-	-	-	-	8	Honorarium	-	-	5,425.00	-	5,425.00
1	Miscellaneous Receipts	-	-	12,61,591.00	-	12,61,591.00	C. Travelling Expenses						
2	License Fee (Rent from staff quarters)	-	-	2,76,260.00	-	2,76,260.00	1	Travel Staff - India	-	-	19,21,218.00	-	19,21,218.00
3	Students Tuition Fees	-	-	81,80,423.00	-	81,80,423.00	D. Other Administrative Expenses						
4	Students Room Rent	-	-	7,41,943.00	-	7,41,943.00	I. Office Expenses						
5	Bank Interest	-	-	1,99,298.00	-	1,99,298.00	1	Advertisement & Publicity	-	-	3,02,996.00	-	3,02,996.00
6	Interest Recd. FD Short Term	-	-	14,21,019.00	-	14,21,019.00	2	Audit Fees	-	-	1,08,560.00	-	1,08,560.00
7	Water & Electricity charges	-	-	38,667.00	-	38,667.00	3	Bank Charges	-	-	26,151.81	-	26,151.81
8	Interest on Staff Advances	-	-	2,77,448.00	-	2,77,448.00	4	Conveyance	-	-	30,227.00	-	30,227.00
9	RTI Information	-	-	280.00	-	280.00	5	Convocation/Founder Day Exp	-	-	10,36,978.00	-	10,36,978.00
10	Application Form Processing Fee	-	-	7,88,063.98	-	7,88,063.98	6	Electricity Charges	-	-	63,82,717.52	-	63,82,717.52
11	Sale of Scrap-Furniture	-	-	1,61,500.00	-	1,61,500.00	7	Hindi Workshop Exp	-	-	39,842.00	-	39,842.00
12	Sale of Tender Forms	-	-	5,500.00	-	5,500.00	8	Insurance	-	-	85,673.00	-	85,673.00
13	Interest on Andhra Bank	-	-	60,965	-	60,965	9	Internet Charges	-	-	53,430.00	-	53,430.00
IV Other & Project Receipts		-	-	134,13,357.98	-	134,13,357.98	10	Legal Charges	-	-	2,57,800.00	-	2,57,800.00
A. Consolidating Projects		-	-	-	-	-	11	Perol, Oil and Lubricant	-	-	1,42,506.00	-	1,42,506.00
1	IIPS CWV Project	-	-	-	8,60,548.00	8,60,548.00	12	Postage & Courier	-	-	1,20,573.78	-	1,20,573.78
B. Non Consolidating Projects		-	-	-	-	-	13	Professional Fees	-	-	10,65,959.00	-	10,65,959.00
1	IIPS Swabhimani Project	-	-	-	497,42,181.00	497,42,181.00	14	Rates & Taxes	-	-	10,21,274.00	-	10,21,274.00
2	NFHS-5 Bid Processing Fee	-	-	-	25,74,100.00	25,74,100.00	15	Refreshment Expenses	-	-	2,82,479.00	-	2,82,479.00
3	FC-Law Project	-	-	-	710,84,770.00	710,84,770.00	16	Registration Fee	-	-	11,43,774.00	-	11,43,774.00
4	FC CWV Project	-	-	-	19,36,362.00	19,36,362.00	17	CPWD Revenue Expenses	-	-	(26,26,983.00)	-	(26,26,983.00)
5	IIPS MSPSM Project	-	-	-	4,23,720.00	4,23,720.00	18	Maint of Hostel	-	-	51,663.00	-	51,663.00
6	IIPS PMMY Project	-	-	-	13,59,824.00	13,59,824.00	19	Staff Welfare Activities	-	-	38,290.00	-	38,290.00
7	IIPS GEH Project	-	-	-	96,84,626.00	96,84,626.00	20	Stationery & Printing	-	-	13,45,480.00	-	13,45,480.00
8	Last Project	-	-	-	10,19,389.00	10,19,389.00	21	Sundry Expenses	-	-	55,921.00	-	55,921.00
Total		-	-	-	1,378,24,972.00	1,378,24,972.00	22	Telephone Charges	-	-	2,00,385.00	-	2,00,385.00
Total (Rs.)		-	-	-	-	-	Total (Rs.)						
1504,46,629.00		-	-	-	-	-	556,34,097.04						



Sl	Receipts	Total (Rs.)	Others	Grant-in-aid from MoHEW	Capital Assets	Salaries	General	Others	Total (Rs.)
C. Regular Courses									
1	EMS Distance Education	17,41,266.00	13,41,366.00	-	-	-	(59,087.50)	-	(59,087.50)
2	Short Term Course ISS (CSO) (18-19)	5,17,680.00	5,17,680.00	-	-	-	2,50,657.00	-	2,50,657.00
		18,59,046.00	18,59,046.00	-	-	-	15,840.00	-	15,840.00
D. Salary Deductions									
1	Employees Group Credit Society	78,75,458.00	78,75,458.00	-	-	-	1,02,745.00	-	1,02,745.00
2	Income Tax	243,33,599.00	243,33,599.00	-	-	-	(6,57,227.00)	-	(6,57,227.00)
3	Insurance Premium LIC	9,68,743.60	9,68,743.60	-	-	-	15,78,999.00	-	15,78,999.00
4	Profession Tax	5,65,575.00	5,65,575.00	-	-	-	4,468.00	-	4,468.00
5	TDS	6,46,885.00	6,46,885.00	-	-	-	17,28,143.50	-	17,28,143.50
6	TADA Recovery	6,09,161.00	6,09,161.00	-	-	-	1,08,565.00	-	1,08,565.00
7	Group Insurance	1,76,531.00	1,76,531.00	-	-	-	20,08,108.00	-	20,08,108.00
		351,66,952.60	351,66,952.60	-	-	-	50,80,711.00	-	50,80,711.00
E. Fund Interest									
1	CPE/GPF Investments Interest	5,64,769.00	5,64,769.00	-	-	-	10,96,166.00	-	10,96,166.00
2	CPE/GPF Bank Interest	1,11,596.00	1,11,596.00	-	-	-	4,99,573.00	-	4,99,573.00
3	Interest on Awards Payable	3,397.00	3,397.00	-	-	-	15,95,739.00	-	15,95,739.00
4	Interest on Govt. Securities	1,26,000.00	1,26,000.00	-	-	-	-	-	-
5	Interest on Hostel Imp. Fund	2,22,377.00	2,22,377.00	-	-	-	298,67,122.00	-	298,67,122.00
6	Interest on Capital grant/fund	51,57,477.00	51,57,477.00	-	-	-	71,48,650.00	-	71,48,650.00
7	Interest on IDF	70,73,810.00	70,73,810.00	-	-	-	86,53,784.00	-	86,53,784.00
8	Interest on FCRA Bank	4,80,266.00	4,80,266.00	-	-	-	36,62,538.00	-	36,62,538.00
		137,29,692.00	137,29,692.00	-	-	-	19,24,885.00	-	19,24,885.00
F. Deposits Payable									
1	Deposit from Contractor	75,000.00	75,000.00	-	-	-	13,58,620.00	-	13,58,620.00
2	Libraries Books Deposit	7,20,000.00	7,20,000.00	-	-	-	2,90,652.00	-	2,90,652.00
3	Student During Hall Deposit	12,76,000.00	12,76,000.00	-	-	-	2,87,561.00	-	2,87,561.00
		20,71,000.00	20,71,000.00	-	-	-	551,93,802.00	-	551,93,802.00
V. Investment/Transfer of Funds									
A. Investment Short Term Deposit									
1	FD against Short Term Deposit - SBI	1135,00,000.00	1135,00,000.00	-	-	-	7,00,916.00	-	7,00,916.00
		1135,00,000.00	1135,00,000.00	-	-	-	(9,65,613.00)	-	(9,65,613.00)
B. Provident Fund Investments									
1	FD against CPE/GPF - AB	81,58,110.00	81,58,110.00	-	-	-	(2,31,231.00)	-	(2,31,231.00)
2	FD against CPE/GPF Govt. Bond	48,89,850.00	48,89,850.00	-	-	-	(17,10,531.00)	-	(17,10,531.00)
		130,47,960.00	130,47,960.00	-	-	-	27,43,528.00	-	27,43,528.00
C. Capital Fund Investments									
1	FD against Capital Fund-AB	475,00,000.00	475,00,000.00	-	-	-	66,17,154.00	-	66,17,154.00
2	FD against Capital Fund-SBI	270,00,000.00	270,00,000.00	-	-	-	75,20,190.00	-	75,20,190.00
		745,00,000.00	745,00,000.00	-	-	-	5,53,600.00	-	5,53,600.00
D. Students Award Investments									
1	Dr. Chandrabhasaran Award	50,000.00	50,000.00	-	-	-	16,91,043.00	-	16,91,043.00
2	Cash Award CPII	1,000.00	1,000.00	-	-	-	169,19,056.00	-	169,19,056.00
		51,000.00	51,000.00	-	-	-	-	-	-
E. Fund Investments									
1	FDs Against Hostel Imp. Fund	7,50,000.00	7,50,000.00	-	-	-	28,07,900.00	-	28,07,900.00
2	FDs Against Institute Dev. Fund	1,720,64,933.00	1,720,64,933.00	-	-	-	21,00,000.00	-	21,00,000.00
		1728,14,933.00	1728,14,933.00	-	-	-	5,000.00	-	5,000.00
		1728,14,933.00	1728,14,933.00	-	-	-	49,440.00	-	49,440.00
		1728,14,933.00	1728,14,933.00	-	-	-	50,16,858.00	-	50,16,858.00
		1728,14,933.00	1728,14,933.00	-	-	-	158,85,803.00	-	158,85,803.00
		1728,14,933.00	1728,14,933.00	-	-	-	3,64,386.00	-	3,64,386.00
		1728,14,933.00	1728,14,933.00	-	-	-	19,59,920.00	-	19,59,920.00
		1728,14,933.00	1728,14,933.00	-	-	-	69,22,260.00	-	69,22,260.00
		1728,14,933.00	1728,14,933.00	-	-	-	281,89,307.00	-	281,89,307.00



Sl	Receipts	Grant-in-aid from MoHFW			Others	Total (Rs.)	Sl	Payments	Grant-in-aid from MoHFW			Others	Total (Rs.)
		Capital Assets	Salaries	General					Capital Assets	Salaries	General		
VI Deposits/Advances							IV Remittances on Deduction from Salaries/ & Other Payments						
1 Advances (Contingencies)	-	-	-	-	27,85,245.00	27,85,245.00	Salary Deductions						
2 Advance for LTC	-	-	-	-	16,81,180.00	16,81,180.00	1 IIPS Employees Co-Op Credit Society	-	-	-	-	78,75,458.00	78,75,458.00
3 Advance to UGC Students	-	-	-	-	19,80,000.00	19,80,000.00	2 Income Tax	-	-	-	-	243,33,599.00	243,33,599.00
4 Car Advance	-	-	-	-	20,000.00	20,000.00	3 Insurance premium LIC	-	-	-	-	9,66,767.20	9,66,767.20
5 Computer Advance	-	-	-	-	16,400.00	16,400.00	4 Profession Tax	-	-	-	-	5,65,575.00	5,65,575.00
6 House Building Advance	-	-	-	-	3,80,900.00	3,80,900.00	5 TDS	-	-	-	-	6,45,885.00	6,45,885.00
7 Scooter Advance	-	-	-	-	23,500.00	23,500.00	6 Group Insurance Scheme	-	-	-	-	1,76,851.00	1,76,851.00
8 Deposit with CPWD	-	-	-	-	28,56,315.00	28,56,315.00	7 TDS Receivable	-	-	-	-	4,72,859.00	4,72,859.00
9 Imprest Advance	-	-	-	-	5,000.00	5,000.00		-	-	-	-	350,36,994.20	350,36,994.20
	-	-	-	-	97,48,540.00	97,48,540.00		-	-	-	-		
VII Indirect Receipts							V Other Payments						
1 UGC Fellowship Receivable	-	-	-	-	69,468.00	69,468.00	1 EMS Project	-	-	-	-	8,56,870.18	8,56,870.18
2 UGC Fellowship Payable	-	-	-	-	-	-	2 IIPS CWW Project	-	-	-	-	6,68,981.96	6,68,981.96
3 Fee for Staff Time	-	-	-	-	27,58,594.00	27,58,594.00	3 Deposit from Contractor	-	-	-	-	39,93,525.00	39,93,525.00
	-	-	-	-	28,28,062.00	28,28,062.00	4 Library Books Deposit	-	-	-	-	3,64,500.00	3,64,500.00
VIII Earmarked/Endowment Fund							5 Interest on Awards Payable	-	-	-	-	49,165.00	49,165.00
1 New Pension Scheme	-	-	-	-	45,18,204.00	45,18,204.00	6 Students Dining Hall Deposit	-	-	-	-	8,28,000.00	8,28,000.00
2 Contributory Provident Fund	-	-	-	-	5,09,800.00	5,09,800.00	7 TA/DA Recovery	-	-	-	-	6,00,161.00	6,00,161.00
3 General Provident Fund	-	-	-	-	186,20,227.00	186,20,227.00	8 UGC Grant in Fellowship Payable	-	-	-	-	-	-
	-	-	-	-	236,48,231.00	236,48,231.00	9 IIPS Swabhimani Project	-	-	-	-	480,95,300.00	480,95,300.00
IX Reserve & Surplus							10 PARSI Project	-	-	-	-	23,319.00	23,319.00
1 Improvement of Hostel Accom	-	-	-	-	6,32,600.00	6,32,600.00	11 Short Term Course ISS (CSO)	-	-	-	-	73,700.00	73,700.00
2 Institute Development Fund	-	-	-	-	73,05,932.00	73,05,932.00	12 IIPS LASI Project	-	-	-	-	711,84,552.00	711,84,552.00
	-	-	-	-	79,38,532.00	79,38,532.00	13 IIPS MSPSM Project	-	-	-	-	4,23,720.00	4,23,720.00
							14 IIPS PMMVY Project	-	-	-	-	13,59,824.00	13,59,824.00
							15 Short Term Course 2018-19	-	-	-	-	1,44,393.00	1,44,393.00
							16 FCRA-CWW Project	-	-	-	-	19,36,362.00	19,36,362.00
							17 Fee for Staff Time	-	-	-	-	14,99,775.00	14,99,775.00
							18 IIPS GEH Project	-	-	-	-	96,84,526.00	96,84,526.00
							19 Last Project	-	-	-	-	9,38,345.00	9,38,345.00
							20 NFHS 5 Bid Processing Fee	-	-	-	-	3,73,813.00	3,73,813.00
								-	-	-	-	1430,98,832.14	1430,98,832.14
							VI Investment/ Transfer of Fund						
							A. Investment Short Term Deposit						
							1 FD Investment STD SBI	-	-	-	-	1135,00,000.00	1135,00,000.00
								-	-	-	-	1135,00,000.00	1135,00,000.00
							B. Investment Capital Fund						
							1 FD Investment STD AB	-	-	-	-	475,00,000.00	475,00,000.00
							2 FD Investment STD SBI	-	-	-	-	90,00,000.00	90,00,000.00
								-	-	-	-	565,00,000.00	565,00,000.00
							C. Investments Provident Fund						
							1 FD Investment CPF/GPF AB	-	-	-	-	81,58,110.00	81,58,110.00
							2 FD Investment CPF/GPF SBI	-	-	-	-	95,00,000.00	95,00,000.00
								-	-	-	-	176,58,110.00	176,58,110.00
							D. Investments Students Award Fund						
							1 Dr. Chandrasekharan Award	-	-	-	-	50,000.00	50,000.00
							2 Prof. Tara Kanitkar Memorial Award	-	-	-	-	3,00,000.00	3,00,000.00
							3 Cash Award CFPI A/c	-	-	-	-	1,000.00	1,000.00
								-	-	-	-	3,51,000.00	3,51,000.00



Sl	Receipts	Grant-in-aid from MoHFW			Others	Total (Rs.)	Sl	Payments	Grant-in-aid from MoHFW			Others	Total (Rs.)
		Capital Assets	Salaries	General					Capital Assets	Salaries	General		
								E. Investments IIPS Fund					
								1. Hostel Improvement Fund	-	-	-	12,50,000.00	12,50,000.00
								2. Institute Development Fund	-	-	-	1646,31,722.00	1646,31,722.00
									-	-	-	1658,81,722.00	1658,81,722.00
								VII Reserve & Surplus					
								1. Improvement of Hostel Accom	-	-	-	4,58,897.00	4,58,897.00
								2. Institute Development Fund	-	-	-	1,34,022.00	1,34,022.00
									-	-	-	5,92,919.00	5,92,919.00
								VIII Earmarked/Endowment Fund					
								1. New Pension Scheme	-	-	-	45,18,204.00	45,18,204.00
								2. General Provident Fund	-	-	-	168,49,039.00	168,49,039.00
									-	-	-	213,67,243.00	213,67,243.00
								Total	263,95,101.00	1504,46,629.00	1423,72,266.15	5609,09,080.34	8801,23,076.49
								IX Closing Balance					
								1. Cash at Bank-SBI A/c No 54179	128,04,759.00	-25,47,428.00	-167,35,777.62	525,08,165.10	460,29,718.48
								2. Cash in hand	-	-	22,639.00	-	22,639.00
								3. FCRA SBI Bank A/c No 57385	-	-	-	54,62,638.19	54,62,638.19
								4. Andhra Bank A/c 8817	-	-	-	18,52,351.14	18,52,351.14
								5. IDBI Bank A/c 72070	-	-	-	42,70,255.70	42,70,255.70
								6. Andhra Bank (flexi) A/c 40120	-	-	-	14,358.50	14,358.50
								7. SBI IIPS Provident Fund A/c No 28620	-	-	-	12,85,116.00	12,85,116.00
								8. SBI Capital & Other Fund A/c	-	-	-	60,39,831.00	60,39,831.00
								9. SBI IIPS Students Fee A/c	-	-	9,63,895.69	-	9,63,895.69
									128,04,759.00	-25,47,428.00	-157,49,242.93	714,32,715.63	659,40,803.70
		391,99,860.00	1478,99,201.00	1266,23,023.22	6323,41,795.97	9460,63,880.19			391,99,860.00	1478,99,201.00	1266,23,023.22	6323,41,795.97	9460,63,880.19

In terms of our report of even date attached.

Swaroop Jain & Co.
Chartered Accountants

Saurabh Jain
Partner
Membership No.141336
UDIN: 19141336AAAABM5834

Place: Mumbai
Date: September 11, 2019



Certified that the amounts have been utilized for
the purpose for which they were intended.

For International Institute for Population Sciences:

Aniket Chattopadhyay
Asst. Finance Officer

अनिकेत चट्टोपाध्याय
सहायक वित्त अधिकारी
Assistant Finance Officer

अन्तर्राष्ट्रीय जनसंख्या विज्ञान संस्थान
International Institute for Population Sciences
देवनार / Deonar, मुंबई / Mumbai 400 088

Dr. M.K. Kulkarni
Registrar

डॉ. एम. के. कुलकर्णी / Dr. M. K. Kulkarni

कुलसचिव / Registrar

अन्तर्राष्ट्रीय जनसंख्या विज्ञान संस्थान

International Institute for Population Sciences

देवनार / Deonar, मुंबई / Mumbai 400 088

Prof. K.S. James
Director & Sr. Professor

प्रोफेसर के.एस. जेम्स / Prof. K.S. James

अन्तर्राष्ट्रीय जनसंख्या विज्ञान संस्थान

International Institute for Population Sciences

देवनार / Deonar, मुंबई / Mumbai 400 088

**UTILISATION CERTIFICATE
FOR AUTONOMOUS BODIES OF THE GRANTEE ORGANIZATION**

PROVISIONAL UTILIZATION CERTIFICATE FOR THE YEAR 2018-19 in respect of recurring/nonrecurring
GRANTS-IN-AID/SALARIES/CREATION OF CAPITAL ASSETS FOR THE PERIOD 1-4-2018 TO 31-3-2019

1	Name of the Scheme	IIPS
2	Whether recurring or non recurring grants	Recurring & Non-recurring
3	Grants position at the beginning of the financial year	
i)	Cash in Hand/Bank	33039176
ii)	Unadjusted advances	-17801450
iii)	Total	15237726

4 Details of grants received, expenditure incurred and closing balances (Actuals)

Sr. No.	Particulars of Grant	Unspent Balances of Grants received 2017-18	Interest Earned thereon & other Receipts	Interest Deposited back to Govt.	Grant received during the year 2018-19			Total Available Funds (1+2+3+4)	Expenditure incurred	Closing Balance (5-6)
					Sanction No. (i)	Date (ii)	Amount (iii)			
		1	2	3		4		5	6	7
1	GRANT-IN-AID-SALARIES	6828201	0	0	No G 20011/01/2018-Stats (IIPS)	25th June 2018	557,72,000			
					No G 20011/02/2018-Stats (IIPS)	24th Dec 2018	423,99,000	1478,99,201	1504,46,629	(25,47,428)
2	GRANT-IN-AID GENERAL	-6415335	13413357.98	0	No G 20011/01/2018-Stats (IIPS)	26th March 2019	429,00,000			
					No G 20011/01/2018-Stats (IIPS)	25th June 2018	854,00,000	1266,23,023	1423,72,266	(157,49,243)
					No G 20011/02/2018-Stats (IIPS)	24th Dec 2018	342,25,000			
3	GRANT-IN-AID FOR CREATION OF CAPITAL ASSETS	14824860	0	0	No G 20011/01/2018-Stats (IIPS)	25th June 2018	49,38,000			
					No G 20011/02/2018-Stats (IIPS)	24th Dec 2018	96,37,000	391,99,860	263,95,101	128,04,759
					No G 20011/01/2018-Stats (IIPS)	26th March 2019	98,00,000			
	TOTAL	15237726	13413357.98	0			28,00,71,000	3137,22,084	319213996	-5491912



Aniket

अनिकेत चट्टोपाध्याय
Aniket Chattopadhyay
सहायक वित्त अधिकारी
Assistant Finance Officer
अन्तर्राष्ट्रीय जनसंख्या विज्ञान संस्थान
International Institute for Population Science
देवनार / Deonar, मुंबई / Mumbai 400088

Component wise utilisation of grants

	Components	Grant-in-aid General	Grant-in-aid Salary	Grant-in-aid creation of Capital Assets	Total
1	Salaries & Allowances		1504,46,629		1504,46,629
2	Est. Exp. (Allowances, Retirement Benefits)	556,34,097			556,34,097
3	Travel India	19,21,218			19,21,218
4	Office Expenses	162,36,408			162,36,408
5	Maint. of Computer/office Machine	1595739			15,95,739
6	Building Master Plan W.L.P.			-163847	(1,63,847)
7	Machinery & Equipments			8073790	80,73,790
8	Library Books			6617154	66,17,154
9	Furniture & Fittings			700916	7,00,916
10	Software Packages			1691043	16,91,043
11	Information Technology (Revenue)	7148650			71,48,650
12	Fellowship	29867122			298,67,122
13	Research Project	5662528			56,62,528
14	Seminar in Demography	1924885			19,24,885
15	T.A. Foreign	1358620			13,58,620
16	Short Term Courses(MOHFW)	290652			2,90,652
17	Study Tour	287561			2,87,561
18	Outsourcing Services (salary)	8653784			86,53,784
19	Unadjusted Advances	11791002		94,76,045	212,67,047
		1423,72,266	1504,46,629	263,95,101	3192,13,996

Details Grants position at the end of the financial year

i)	Cash in Hand/Bank	15775135
ii)	Unadjusted advances	-21267047
iii)	Total	-5491912

In terms of our report of even date attached.

Certified that the amounts have been utilized for the purpose for which they were intended.

Swaroop Jain & Co.
Chartered AccountantsSaurabh Jain
PartnerMembership No.141336
UDIN: 19141336AAAABN6125

For International Institute for Population Sciences

Aniket Chattopadhyay
Asst. Finance OfficerDr. M.K. Kulkarni
RegistrarProf. K. S. James
Director & Sr. Professor

अनिकेत चट्टोपाध्याय
Aniket Chattopadhyay
सहायक वित्त अधिकारी
Assistant Finance Officer
अन्तर्राष्ट्रीय जनसंख्या विज्ञान संस्थान
International Institute for Population Sciences
देवनार / Deonar, मुंबई / Mumbai 400 088

डॉ. एम. के. कुलकर्णी / Dr. M. K. Kulkarni
कुलसचिव / Registrar
अन्तर्राष्ट्रीय जनसंख्या विज्ञान संस्थान
International Institute for Population Sciences
(विश्वविद्यालय समतुल्य / Deemed University)
देवनार / Deonar, मुंबई / Mumbai 400 088

प्रोफेसर के.एस. जेम्स / Prof. K.S. James
सिद्देशक एवं वरिष्ठ प्रोफेसर / Director & Sr. Professor
अन्तर्राष्ट्रीय जनसंख्या विज्ञान संस्थान
International Institute for Population Sciences
गोवन्डी स्टेशन रोड, देवनार / Govandi Station Road, Deonar
मुंबई / Mumbai - 400 088.

Certified that I have satisfied myself that the conditions on which grants were sanctioned have been duly fulfilled/are being fulfilled and that I have exercised following checks to see that the money has been actually utilized for the purpose for which it was sanctioned:

(i) The main accounts and other subsidiary accounts and registers (including assets registers) are maintained as prescribed in the relevant Act/Rules/Standing instructions (mention the Act/Rules) and have been duly audited by designated auditors. The figures depicted above tally with the audited figures mentioned in financial statements/accounts.

(ii) There exist internal controls for safeguarding public funds/assets, watching outcomes and achievements of physical targets against the financial inputs, ensuring quality in asset creation etc. & the periodic evaluation of internal controls is exercised to ensure their effectiveness.

(iii) To the best of our knowledge and belief, no transactions have been entered that are in violation of relevant Act/Rules/standing instructions and scheme guidelines.

(iv) The responsibilities among the key functionaries for execution of the scheme have been assigned in clear terms and are not general in nature.

(v) The benefits were extended to the intended beneficiaries and only such areas/districts were covered where the scheme was intended to operate.

(vi) The expenditure on various components of the scheme was in the proportions authorized as per the scheme guidelines and terms and conditions of the grants-in-aid.

(vii) It has been ensured that the physical and financial performance under International Institute for Population Sciences. (name of the scheme has been according to the requirements, as prescribed in the guidelines issued by Govt. of India and the performance/targets achieved statement for the year to which the utilization of the fund resulted in outcomes given at Annexure – I duly enclosed.

Contd.....

(viii) The utilization of the fund resulted in outcomes given at Annexure – II duly enclosed (to be formulated by the Ministry/Department concerned as per their requirements/specifications.)

(ix) Details of various schemes executed by the agency through grants-in-aid received from the same Ministry or from other Ministries is enclosed at Annexure –II (to be formulated by the Ministry/Department concerned as per their requirements/specifications).

Date: 11.09.2019

Place: Mumbai

For International Institute For Population Sciences



(Aniket Chattopadhyay)
Asst. Finance Officer

अनिकेत चट्टोपाध्याय
Aniket Chattopadhyay
सहायक वित्त अधिकारी
Assistant Finance Officer
अन्तर्राष्ट्रीय जनसंख्या विज्ञान संस्थान
International Institute for Population Science
देवनार / Deonar, मुंबई / Mumbai - 400088



(Dr. M.K.Kulkarni)
Registrar

डॉ. एम. के. कुलकर्णी / Dr. M. K. Kulkarni
कुलसचिव / Registrar
अन्तर्राष्ट्रीय जनसंख्या विज्ञान संस्थान
International Institute for Population Sciences
(विश्वविद्यालय समतुल्य / Deemed University) गोवन्दी स्टेशन रोड, देवनार / Deonar, मुंबई / Mumbai 400 088



(Prof. K.S.James)
Director & Sr. Professor

प्रोफेसर के.एस. जेम्स / Prof. K.S. James
निदेशक एवं वरिष्ठ प्रोफेसर / Director & Sr. Professor
अन्तर्राष्ट्रीय जनसंख्या विज्ञान संस्थान
International Institute for Population Sciences
गोवन्दी स्टेशन रोड, देवनार / Govandi Station Road, Deonar
मुंबई / Mumbai - 400 088.

International Institute for Population Sciences

Notes annexed to and forming part of the statement of affairs as at 31st March 2019, Receipts and Payment account and Income and Expenditure account for the year ended 31st March 2019.

Statement of Significant Accounting Policies followed in the Compilation of the Accounts:

a) Basis for Preparation of Accounts:

The Financial Statements are prepared under historical cost convention on an accrual basis of accounting for expenses except for audit fees as per cash system and cash basis for revenue. The financial statements are prepared on individual basis i.e. Projects having separate Bank accounts have not been incorporated in this financial statement but some project like; Population Environment, CWW, VRS projects are merged in IIPS and not having their separate bank accounts. Statements are prepared in accordance with the generally accepted accounting principles in India to adhere to the common format of financial statements for central autonomous bodies issued by Comptroller and Auditor General of India and to comply with the accounting standard issued by the Institute of Chartered Accountant of India to the extent applicable.

b) Uses of Estimates:

The preparation of financial statements, in conformity with the generally accepted accounting principles, requires estimates and assumptions to be made that affects the reported amounts of assets and liabilities on the date of financial statements and the reported amounts of revenues and expenses during the year under report. Difference between the actual results and estimates are recognized in the year in which the results are known/ materialized.

c) Depreciation:

Depreciation on Fixed Assets is provided on straight line method at the rates approved by the Executive Council of Institute.

Depreciation on addition to Assets during the year is provided on pro rata basis commencing from the month during which the asset is purchased.

d) Revenue Recognition:

All Incomes are recognized on cash basis. All grants of revenue nature received by Institute shown in income. Income from Projects Like EMS is not shown in Income and Expenditure Account and directly reflected in Balance Sheet as treated at par with projects for which separate fund is maintained.

e) Fixed Assets:

All Fixed Assets are stated at cost of acquisition less accumulated depreciation. Costs comprises of purchase price, pre-operative cost, and costs of bringing the assets to its working condition for its intended use.

f) Foreign Exchange Transaction:

Transactions in foreign currencies are recorded at the exchange rates prevailing on the date of the transactions.



g) **Grants in Aid:**

- a) The Grants-in-Aid received from the Ministry of Health & Family Welfare (MoH&FW), Government of India is accounted for on cash basis. Accordingly, any deficit / surplus of grant has been shown as Unutilized Grant Receivable.
- b) The grants utilized for the purchase of fixed assets have been shown under the head of Capital Assets Fund.
- c) Utilization certificate is prepared in the prescribed format as per GFR 12A on the basis of Receipt & Payment A/c for the Grant-in-aid received from MoH&FW, Govt. of India.

h) **Investment :**

Current Investments are carried at lower of cost and fair value which is determined for each individual investment.

Government of India Securities is carried at cost since the management's intention is to hold them till maturity.

i) **Retirement Benefit:**

- **General and Contributory Provident Fund -**

All the permanent employees of the Institute are entitled to receive benefits under the Provident Fund; a defined contribution plan in which both the employee and the Institute contribute monthly at a stipulated rate as specified by the Government. The Institute has no liability for future Provident Fund benefits other than its annual contribution and yearly accrued interest thereon and recognizes such contributions as an expense in the year in which it is incurred/paid.

- **Pension and Gratuity -**

The Institute provides for Pension and Gratuity under a defined benefit retirement plan covering eligible employees. The plan provides for lump sum payments to employees at retirement, death while in employment or on termination of employment. The Institute accounts for liability of future gratuity benefits based on an external actuarial valuation carried out annually for assessing liability. Provision is recognized in Balance sheet and treated as expenditure at the time of actual payment.

- **Leave Encashment -**

Leave encashment to be payable in future are provided for based on actuarial valuation. Provision is recognized in Balance sheet and treated as expenditure at the time of actual payment.



j) **Provisions:**

A provision is recognized when the Institute has a present obligation as a result of a past event; it is probable that outflow of resources will be required to settle the obligation and in respect of which a reliable estimate can be made.

k) **Change in Accounting Policies:** All type of Transactions related to Institute development fund, Hostel improvement fund, EMS and General pool honorarium are routed through Balance Sheet and not through Income and Expenditure account. This change in accounting policies is applied on a prospective basis as restatement of previous reporting periods cannot be reliably measured by applying new accounting policies. This change in accounting policy is applied to provide reliable and more relevant information about an entity's financial position and operating performance.

l) **Consolidating and Non-consolidating Projects:**

On receipt of grant the Institute undertakes activity of conducting various surveys relating to Population Sciences. Granting authority can be Government or Foreign/ Other Agency. As a legal requirement separate set of books are maintained for Projects funded by foreign agency. Such projects are not consolidated in the books of the Institute. In respect of consolidating projects, Project fund are reflected as Current liability separately. Balances as per respective books as on 31.03.2019 are shown as Annexure X.

Notes to Accounts:

a) **Fixed Assets:**

Fixed assets cost comprises of the purchase price and other attributable cost of bringing the asset to its working condition for its intended use. Fixed Assets are shown at cost less depreciation.

b) **Earmarked fund & Fund Interest:**

Earmarked fund consist of sums set aside for utilization towards specified purpose of Provident Fund, Pension Fund & Student's Award Fund. The said sum is invested in Interest bearing Securities. Interest on such fund is reflected separately as liability in "Fund Interest account".

c) **Foreign Currency transactions:**

The grants received from foreign agencies to execute various projects are translated at Exchange rates indicated by bank at the time of receipt.





INTERNATIONAL INSTITUTE FOR POPULATION SCIENCES

**STATUTORY
AUDIT REPORT**

FY 2019-2020

K. K. Bhageria & Co.

**Chartered Accountants
(Audit Department)**

**1219, "C" Wing, One BKC, "G" Block, Bandra
Kurla Complex, Bandra (East) Mumbai 400 051.
Phone No: 022-26506234/ 35**

To,
Director,
IIPS
Govandi Station road,
Deonar,
Mumbai

Sub: Statutory Audit of your IIPS for the FY 2019-20

Dear Sir,

We refer to your appointment letter No. AC-85/240/2019 for appointing us as the Statutory Auditor of IIPS for the FY 2019-20.


We are pleased to submit our report on the above audit. we also thank the staff members of the department for the cooperation extended on carrying out the audit.

We are attaching our bill for the work conducted.

We hope that you will find the said report and remuneration bill in order. In case you need any clarifications, please free to write to us.

Thanking you.

Regards
For K.K. BHAGERIA & CO.
Chartered Accountants,
Firm Registration No.: 101106W


(AKSHAY GOMASE)
Partner
Membership No. 175298
UDIN: 20175298AAAABZ9898



Place: Mumbai
Date: 02.11.2020



INDEPENDENT AUDITORS' REPORT

To,
The Director,
The International Institute for Population Sciences

Report on the audit of the Financial Statements

Opinion

We have audited the accompanying financial statements of '**The International Institute for Population Sciences (hereinafter referred to as 'IIPS')**', which comprise the balance sheet as at **March 31, 2020**, and the Statement of Receipt and Payments and Income and Expenditure for the year then ended, and notes to the financial statements, including a summary of significant accounting policies and other explanatory information.

In our opinion and to the best of our information and according to the explanations given to us, except for the effects of the matter described in the below mentioned paragraph i, ii and iii, the aforesaid financial statements subject to above observations give a true and fair view of the financial position of the entity as at March 31, 2020 in conformity with the accounting standards issued by the ICAI and accounting principles generally accepted in India:

- a) In the case of Balance Sheet, the state of affairs of the IIPS as at **31st March 2020**,
 - b) In the case of Receipt and Payments account the balance as on **31st March 2020**,
 - c) In the case of Income and Expenditure account the balance as on the year ended on that date.
- i. ***The IIPS has not booked expenses for taking services from NIC citing non receipt of invoices and all payments made to NIC of Rs. 59,44,630/- till 31st March, 2019 and the same is shown under the heading Loans and Advances in the Balance sheet as on 31st March, 2020. Therefore, The income for the year is overstated by Rs.59,44,630/- and loans and advances are also overstated by Rs.59,44,630/-.***
 - ii. ***There is a sum of Rs.3,85,000/- which is outstanding as advance for contingency to staff and Rs.5,04,740/- is shown as outstanding for advance LTC as on 31.03.2020 are found to be unsettled within permissible time limit.***
 - iii. ***The IIPS was liable to get registered under Section 51 of Goods and Services Tax Act, 2017, and deduct TDS on all invoices received with effect from 1st October, 2018. However, The Institute got registered under Goods and Service Tax Act with effect from 1st July, 2019.***

Basis for opinion

We conducted our audit in accordance with the standards on auditing issued by ICAI. Our responsibilities under those Standards are further described in the auditor's responsibilities for the audit of the financial statements section of our report. We are independent of the entity in accordance with the code of ethics issued by the Institute of Chartered Accountants of India

together with the ethical requirements that are relevant to our audit of the financial statements under the provisions of the Act and the rules thereunder, and we have fulfilled our other ethical responsibilities in accordance with these requirements and the code of ethics.

We believe that the audit evidence we have obtained is sufficient and appropriate to provide a basis for our opinion

Responsibility of Management and Those Charged with Governance for the Financial Statements

The Management of the IIPS is responsible for the preparation and presentation of these financial statements that give a true and fair view of the financial position, financial performance of the IIPS in accordance with the accounting principles generally accepted in India. This responsibility includes design, implementation and maintenance of internal control relevant to the preparation and maintenance of adequate accounting records and safeguarding of the assets and for preventing and detecting frauds and other irregularities; selection and application of appropriate accounting policies; making judgments and estimates that are reasonable and prudent; and design, implementation and maintenance of adequate internal financial controls, that were operating effectively for ensuring the accuracy and completeness of the accounting records, relevant to the preparation and presentation of the financial statement that give a true and fair view and are free from material misstatement, whether due to fraud or error.


In preparing the financial statements, management is responsible for assessing the entity's ability to continue as a going concern, disclosing, as applicable, matters related to going concern and using the going concern basis of accounting unless management either intends to liquidate the entity or to cease operations, or has no realistic alternative but to do so.

Those Charged with governance are also responsible for overseeing the entity's financial reporting process.

Auditor's Responsibilities for the Audit of the Financial Statements

Our objectives are to obtain reasonable assurance about whether the financial statements as a whole are free from material misstatement, whether due to fraud or error, and to issue an auditor's report that includes our opinion. Reasonable assurance is a high level of assurance, but is not a guarantee that an audit conducted in accordance with SAs will always detect a material misstatement when it exists. Misstatements can arise from fraud or error and are considered material if, individually or in the aggregate, they could reasonably be expected to influence the economic decisions of users taken on the basis of these financial statements.

For K.K. BHAGERIA & CO.
Chartered Accountants,
Firm Registration No.: 101106W


(AKSHAY GOMASE)

Partner
Membership No. 175298
UDIN: 20175298AAAABZ9898



Date: 02.11.2020
Place: Mumbai

INTERNATIONAL INSTITUTE FOR POPULATION SCIENCES

Notes annexed to and forming part of the Statement of Affairs as on 31st March, 2020, Receipts and Payments and Income and Expenditure account for the year ended 31st March, 2020.

STATEMENT OF SIGNIFICANT ACCOUNTING POLICIES:

(a) BASIS OF PREPARATION OF FINANCIAL STATEMENTS

The Financial Statement are prepared under historical cost convention on accrual basis of accounting for expenses except for audit fees and revenue which are accounted on cash system of accounting. The financial statement is prepared on individual basis i.e. Projects having separate bank accounts have not been incorporated in the financial statements but some project like; Population Environment, CWW, EMS projects are merged in IIPS and not have their own separate bank account. Financial Statements are prepared in accordance with the generally accepted accounting principles in India to adhere to the common format of financial statements for central autonomous bodies issued by Comptroller and Auditor General of India and also comply with the accounting standard issued by the Institute of Chartered Accountants of India to the extent applicable.

(b) USES OF ESTIMATE

The preparation of financial statement, in conformity with the general accepted accounting principles, requires estimate and assumption to be made that affects the reported amounts of assets and liabilities on the date of financial statement and reported amounts of revenue and expenses during the year under report. Difference in actual results and estimates are recognized in the year in which the results are shown / materialized.

(c) FIXED ASSETS

All Fixed assets are stated at cost of acquisition less accumulated depreciation. Cost comprises of the purchase price, pre-operative expenses and other attributable cost of bringing the assets to its working condition for its intended use.

(d) DEPRECIATION

Depreciation on Fixed assets is provided on straight line basis at the rate approved by the executive council of Institute on pro rata basis commencing from the month during which the assets are purchased. Depreciation charged during the year is adjusted against Capital Grant received for purchase of fixed assets.

(e) REVENUE RECOGNITION

All Incomes are recognized on cash system of accounting. All grants of revenue nature received by Institute shown in income. Income from Projects Like EMS is not shown in Income and Expenditure Account and directly reflected in Balance Sheet as treated at par with projects for which separate fund is maintained.



(f) FOREIGN EXCHANGE TRANSACTION

Transactions in foreign currencies are recorded at the exchange rates prevailing on the date of the transactions.

(g) GRANTS

- a) The Grants-in-Aid received from the Ministry of Health & Family Welfare (MoH&FW), Government of India is accounted for on cash basis. Accordingly, any deficit / surplus of grant has been shown as Unutilized Grant Receivable.
- b) The grants utilized for the purchase of fixed assets have been shown under the head of Capital Assets Fund.
- c) Utilization certificate is prepared in the prescribed format as per GFR 12A on the basis of Receipt & Payment A/c for the Grant-in-aid received from MoH&FW, Govt. of India.

(h) INVESTMENT:

Current Investments are carried at lower of cost and fair value which is determined for each individual investment. Government of India Securities is carried at cost since the management's intention is to hold them till maturity.

(i) RETIREMENT BENEFIT:

- **General and Contributory Provident Fund**

All the permanent employees of the Institute are entitled to receive benefits under the Provident Fund; a defined contribution plan in which both the employee and the Institute contribute monthly at a stipulated rate as specified by the Government. The Institute has no liability for future Provident Fund benefits other than its annual contribution and yearly accrued interest thereon and recognizes such contributions as an expense in the year in which it is incurred/paid.

- **Pension and Gratuity**

The Institute provides for Pension and Gratuity under a defined benefit retirement plan covering eligible employees. The plan provides for lump sum payments to employees at retirement, death while in employment or on termination of employment. The Institute accounts for liability of future gratuity benefits based on an external actuarial valuation carried out annually for assessing liability. Provision is recognized in Balance sheet and treated as expenditure at the time of actual payment.

- **Leave Encashment**

Leave encashment to be payable in future are provided for based on actuarial valuation. Provision is recognized in Balance sheet and treated as expenditure at the time of actual payment.

(j) PROVISIONS:

A provision is recognized when the Institute has a present obligation as a result of a past event; it is probable that outflow of resources will be required to settle the obligation and in respect of which a reliable estimate can be made.

(k) CHANGE IN ACCOUNTING POLICIES:

- All type of Transactions related to Institute development fund, Hostel improvement fund, EMS and General pool honorarium are routed through Balance Sheet and not through Income and Expenditure account. This change in accounting policies is applied on a prospective basis as restatement of previous reporting periods cannot be reliably measured by applying new accounting policies. This change in accounting policy is applied to provide reliable and more relevant information about an entity's financial position and operating performance.

(l) CONSOLIDATING AND NON-CONSOLIDATING PROJECTS

On receipt of grant the Institute undertakes activity of conducting various surveys relating to Population Sciences. Granting authority can be Government or Foreign/ Other Agency. As a legal requirement separate set of books are maintained for Projects funded by foreign agency. Such projects are not consolidated in the books of the Institute. In respect of consolidating projects, Project fund are reflected as Current liability separately. Balances as per respective books as on 31.03.2020 are shown as Annexure X.

NOTES TO ACCOUNTS:

a) Fixed Assets:

Fixed assets cost comprises of the purchase price and other attributable cost of bringing the asset to its working condition for its intended use. Fixed Assets are shown at cost less depreciation.

b) Earmarked fund & Fund Interest:

Earmarked fund consist of sums set aside for utilization towards specified purpose of Provident Fund, Pension Fund & Student's Award Fund. The said sum is invested in Interest bearing Securities. Interest on such fund is reflected separately as liability in "Fund Interest account".

c) Foreign Currency transactions:

The grants received from foreign agencies to execute various projects are translated at Exchange rates indicated by bank at the time of receipt.

d) Employee Benefit:

Assumptions:

Particular	Basis of Assumption
Mortality	Mortality rates as given under Indian Assured Lives Mortality (2006-08) Ultimate.
Retirement Age	Considered the retirement age of all employees as 60 & 62 Years, as advised by the company.
Attrition Rate	Attrition rate represents employee turnover other than on account of retirement, death or disablement. It is dependent on the nature

	of business carried out by the organization and retention policy of organization.
Salary Escalation Rate	Estimate of future salary increase has been done on the basis of current salary suitably projected for future, beginning from the end of first year taking into consideration the general trend in inflation, seniority, promotion and other relevant factors, such as supply and demand in the employment market.
Discount Rate	The rate used to discount post-employment benefit obligations reflects the estimated timing of benefit payment and the currency in which the benefits are to be paid.

Rates:

Particular	Rate in %(per annum)
Attrition Rate	As per Actuarial Report
Salary Escalation Rate	As per Actuarial Report
Discount Rate	As per Actuarial Report

Long term employee benefits

Particular	Gratuity	Pension fund	Leave Encashment
Opening balance	6,87,64,405	83,34,08,361	5,53,51,866
Add/Less: Transitional liability recognized during the year	28,87,650	19,68,86,805	30,14,949
Closing balance	7,16,52,055	1,03,02,95,166	5,83,66,815

All Retirement and other Terminal Benefits such as Gratuity, Leave Encashment etc. are not accounted on year to year basis and the same are recognized in the year of occurrence of event and directly shown in the Balance Sheet – Liability Side under the head provision and on Assets Side under the head Grant Receivable but not due for payment .

e) Consolidating and Non-consolidating Projects:

On receipt of grant the Institute undertakes activity of conducting various surveys relating to Population Sciences. Granting authority can be Government or Foreign/ Other Agency. As a legal requirement separate set of books are maintained for Projects funded by foreign agency. Such projects are not consolidated in the books of the Institute. In respect of consolidating projects, Project fund are reflected as Current liability separately. Balances as per respective books as on 31.03.2020 are shown as Annexure X.

Statutory dues: The compliance stated as per the provision of Income Tax Act with respect to Tax deducted at Sources (TDS), Professional Tax (PT), General Provident Fund (GPF), Contributory Provident Fund (CPF) and Pension Scheme have been found to be appropriately complied by the Institute.



In case of Goods and Services Tax Act, 2017, The IIPS was liable to get registered under Section 51 of Goods and Services Tax Act, 2017 and deduct TDS on all invoices received with effect from 1st October, 2018. However, The Institute got registered under Goods and Service Tax Act with effect from 1st July, 2019.

- f) In the opinion of the management, the current assets, loans and advances have a value of realization in the ordinary course of business, at least equal the amount at which they are stated in the Statement of Affairs.
- g) Previous year's figures have been regrouped and reworked wherever necessary.

As per our report attached

For K. K. BHAGERIA & CO.
Firm Registration No. 101106W
Chartered Accountants



(AKSHAY GOMASE)
Partner
Membership No. 175298



Aniket Chattopadhyay
Asstt Finance Officer

Dr. K.S.James
Director & Sr.Professor

UDIN : 20175298AAAABZ9898
Place : Mumbai
Date : 02.11.2020


(Aniket Chattopadhyay)

Aniket Chattopadhyay
सहायक वित्त अधिकारी
Assistant Finance Officer
अन्तर्राष्ट्रीय जनसंख्या विज्ञान संस्थान
International Institute for Population Science
देवनार / Deonar, मुंबई / Mumbai 400088


(Dr. K.S.James)

प्रोफेसर के.एस. जेम्स / Prof. K.S. James
निदेशक एवं वरिष्ठ प्रोफेसर / Director & Sr. Professor
अन्तर्राष्ट्रीय जनसंख्या विज्ञान संस्थान
International Institute for Population Sciences
गोवन्दी स्टेशन रोड, देवनार / Govandi Station Road, Deonar
मुंबई / Mumbai - 400 088.

International Institute for Population Sciences

Statement of Affairs as on 31st March, 2020			
(In Rs.)			
Particulars	Schedule	As on 31st March	
		2020	2019
SOURCE OF FUNDS			
Corpus/ Capital Fund	1	508,581,913	347,748,675
Reserves and Surplus	2	301,959,683	257,229,820
Earmarked/ Endowment Funds	3	107,311,017	89,835,988
Current Liabilities and Provisions	9	1,208,958,095	1,009,837,302
TOTAL		2,126,810,708	1,704,651,786
APPLICATION OF FUNDS			
Fixed Assets	4	322,851,130	221,324,016
Investments	5	532,519,408	403,212,739
<u>Current Assets, Loans and Advances</u>			
Cash and Bank Balance	6	41,929,177	65,940,804
Deposits and Advances	7	48,617,987	29,258,165
Other Current Assets	8	1,180,893,006	984,916,062
TOTAL		2,126,810,708	1,704,651,786

SIGNIFICANT ACCOUNTING POLICIES

18

In terms of our report of even date attached

Certified that the amounts have been utilized for the purpose for which they were intended

For K.K.BHAGERIA & CO.

Chartered Accountants

Firm Registration No. 101106W

(AKSHAY GOMASE)
Partner
Membership No.175298
UDIN: 20175298AAAA029888

Place: Mumbai
Date: 02-11-2020

For International Institute for Population Sciences

Aniket Chattopadhyay
Asst. Finance Officer
Assistant Finance Officer
अन्तर्राष्ट्रीय जनसंख्या विज्ञान संस्थान
International Institute for Population Science
देवनार / Deonar, मुंबई / Mumbai 400088

Dr.K.S. James
Director & Sr. Professor

प्रोफेसर के.एस. जेम्स / Prof. K.S. James
निदेशक एवं वरिष्ठ प्रोफेसर / Director & Sr. Professor
अन्तर्राष्ट्रीय जनसंख्या विज्ञान संस्थान
International Institute for Population Sciences
गेवन्दी स्टेशन रोड, देवनार / Govandi Station Road, Deonar
मुंबई / Mumbai - 400 088.

M.K. Kulkarni

Registrar

मंजिरी राने / Manjiri Rane

सहा. कुलसचिव / Asst. Registrar

अन्तर्राष्ट्रीय जनसंख्या विज्ञान संस्थान

International Institute for Population Sciences

विश्वविद्यालय समतुल्य / Deemed University

देवनार / Deonar, मुंबई / Mumbai 400 088

International Institute for Population Sciences
Income and Expenditure Account for Year ended 31 st March,2020

(In Rs.)

Particulars	Sch	For Year Ended 31st March	
		2020	2019
INCOME			
Grants/Subsidies	10	328,700,000	260,696,000
Fees/Subscriptions	11	5,982,088	8,104,852
Other Income	12	2,397,305	5,415,435
Reserve Fund Earnings	13	44,946,401	20,748,626
Depreciation		-	-
TOTAL		382,025,794	294,964,913
EXPENDITURE			
<u>Revenue Expenditure:</u>			
Establishment Expenses	14	217,574,181	214,838,188
Other Administrative Expenses	15	20,848,818	18,468,743
Other Revenue Expenditure	16	63,266,715	57,321,199
Reserve Fund Payments	17	216,538	592,919
Depreciation		-	-
TOTAL		301,906,251	291,221,049
Excess of Income over Expenditure		80,119,543	3,743,864
<u>Transfer to Special Reserve</u>			
Institute Development Fund		44,109,020	18,973,854
Hostel Improvement Fund		595,462	854,397
General Pool Honorarium		25,382	327,456
		-	-
Transfer to B/S Fund Interest		-	-
Balance being Surplus /(Deficit) carried to B/S Grant from GOI A/c		35,389,679	(16,411,843)
		-	-

SIGNIFICANT ACCOUNTING POLICIES

In terms of our report of even date attached

Certified that the amounts have been utilized for the purpose for which they were intended

For K.K.BHAGERIA & CO.

Chartered Accountants

Firm Registration No.:101106W

(Signature)

(AKSHAY GOMASE)

Partner

Membership No. 175298

UDIN: 20175298AAAA-629838

Place: Mumbai

Date: 02-11-2020



For International Institute for Population Sciences

(Signature)

Aniket Chattopadhyay

Asst. Finance Officer

(Signature)

Dr. M. K. Kulkarni

Registrar

(Signature)

Dr. K.S. James

Director & Sr. Profes

(Signature)

प्रोफेसर के.एस. जेम्स / Prof. K.S. James

निदेशक एवं वरिष्ठ प्रोफेसर / Director & Sr. Professor

अन्तर्राष्ट्रीय जनसंख्या विज्ञान संस्थान

International Institute for Population Sciences

विश्वविद्यालय समतुल्य / Deemed University

देवनार / Deonar, मुंबई / Mumbai 400 088

अनिकेत चट्टोपाध्याय

Aniket Chattopadhyay

सहायक वित्त अधिकारी

Assistant Finance Officer

अन्तर्राष्ट्रीय जनसंख्या विज्ञान संस्थान

International Institute for Population Science

देवनार / Deonar, मुंबई / Mumbai 400088

(Signature)

Dr. K.S. James

Director & Sr. Profes

(Signature)

प्रोफेसर के.एस. जेम्स / Prof. K.S. James

निदेशक एवं वरिष्ठ प्रोफेसर / Director & Sr. Professor

अन्तर्राष्ट्रीय जनसंख्या विज्ञान संस्थान

International Institute for Population Sciences

गोवन्दी स्टेशन रोड, देवनार / Govandi Station Road, Deonar

मुंबई / Mumbai - 400 088.

International Institute for Population Sciences

Schedules forming part of Balance Sheet and Income & Expenditure

(In Rs.)

Schedule No.	Particulars	For Year Ended 31st March	
		2020	2019
1	Capital/ Corpus Fund		
	A) Capital Grant from GOI		
	Capital Grant	101,641,870	97,664,897
	Less: Accumulated Deficit	-	-
	Add: Interest Recd.	2,167,613	3,976,973
		103,809,483	101,641,870
	B) Capital Grant for Fixed Assets:		
	Balance as at the beginning of the year	221,324,017	242,026,575
	Add: Grants received during the year to the extent utilized for capital expenditure	128,251,169	16,919,056
	Add: Transfer of Capital Grants on Transfer of Assets from Completed Projects	-	-
	Less: Capital Grants Released for Depreciation	26,724,055.00	24,538,013.00
	Less: Loss of Assets (bldg. demolition)	-	13,083,601
	Less: Transfer to Capital Fund	-	-
	Grant unutilized	-	-
		322,851,131	221,324,017
	C) Grant from GOI General		
	Balance as at the beginning of the year	5,029,500	8,772,854
	Add: Grants Received During the year	171,000,000	119,625,000
	Less: Grants Utilised for the objects of the Institute	160,134,911	123,368,353
	Less: Refund	-	-
	Less: Transferred from Accumulated Deficit	-	-
	Grant unutilised	15,894,590	5,029,500
	D) Grant from GOI Salaries		
	Balance as at the beginning of the year	(7,138,256)	5,530,234
	Add: Grants Received During the year	157,700,000	141,071,000
	Less: Grants Utilised for the objects of the Institute	133,175,410	153,739,490
	Less: Refund	-	-
	Less: Transferred from Accumulated Deficit	-	-
	Grant unutilised	17,386,334	(7,138,256)
	D) Grant from GOI for Creation of Capital Assets		
	Balance as at the beginning of the year	26,891,545	19,435,601
	Add: Grants Received During the year	150,000,000	24,375,000
	Less: Grants Utilised for the Fixed Assets	128,251,169	16,919,056
	Less: Refund	-	-
	Less: Transferred from Accumulated Deficit	-	-
	Grant unutilised	48,640,376	26,891,545
Total of Schedule 1 (A+B+C+D)		508,581,913	347,748,675



International Institute for Population Sciences

Schedules forming part of Balance Sheet and Income & Expenditure

(In Rs.)

Schedule No.	Particulars	For Year Ended 31st March	
		2020	2019
2	A) Capital Reserve		
	<u>Capital Grants for Land From Government of India & Ratan Tata Trust</u>		
	Balance at the beginning of the year	104,429	104,429
	Add: Received during the year	-	-
	Less: Utilised during the year	-	-
	Total	104,429	104,429
	B) Special Reserves		
	<u>i) Institute Development Fund</u>		
	Balance at the beginning of the year	245,217,584	226,243,730
	Add: Received during the year	29,513,559	7,545,643
	Add: Interest on investment from fund	14,595,461	11,562,233
	Less: Utilised during the year	-	134,022
		289,326,604	245,217,584
	<u>ii) Hostel Improvement Fund</u>		
	Balance at the beginning of the year	9,154,592	8,300,195
3	Add: Hostel Rent Received during the year	373,200	690,100
	Add: Interest on investment from fund	438,800	623,194
	Less: Utilised During the year	216,538	458,897
		9,750,054	9,154,592
	<u>iii) General Pool Honorarium</u>		
	Balance at the beginning of the year	2,753,215	2,425,759
	Add: Received During the year	-	-
	Add: Interest on investment from fund	25,381	327,456
	Less: Utilised During the year	-	-
		2,778,596	2,753,215
	Total of Schedule 2 (A+B)	301,959,683	257,229,820
	A) Pension Fund		
	<u>New Pension Scheme Tier-I</u>		
	Balance at the beginning of the year	-	-
	Add: Employee Contribution to fund	3,702,998	4,518,204
	Add: Institute Contribution to fund	-	4,518,204
	Add: Interest on investment from fund	-	-
	Less: Transferred to NSDL	3,702,594	9,036,408
		404	-
	<u>Pension Fund</u>		
	Balance at the beginning of the year	11,656,914	11,132,655
	Add: Interest on Investment from fund	971,691	524,259
	Less: Utilised During the year	-	-
		12,628,605	11,656,914
	Sub-total	12,629,009	11,656,914



International Institute for Population Sciences

Schedules forming part of Balance Sheet and Income & Expenditure

(In Rs.)

Schedule No.	Particulars	For Year Ended 31st March	
		2020	2019
	B) Provident Fund		
	<u>General Provident Fund</u>		
	Balance at the beginning of the year	71,284,283	64,485,271
	Add:Employee Contribution to fund	18,671,238	18,620,227
	Add:Refund of Loan made from Fund	-	-
	Add:Interest on fund	5,880,670	5,027,824
	Less:Utilised During the year	9,210,352	16,849,039
		86,625,839	71,284,283
	<u>Contributory Provident Fund</u>		
	Balance at the beginning of the year	5,912,975	4,933,361
	Add:Employee Contribution to fund	600,000	509,800
	Add:Refund of Loan made from Fund	-	-
	Add:Institute Contribution to fund	-	62,400
	Add:Interest on fund Payable	561,378	407,414
	Less:Utilised During the year	-	-
		7,074,353	5,912,975
	Sub-total	93,700,192	77,197,258
	C) Student Awards Fund		
	<u>CFPI Award Fund</u>		
	Balance at the beginning of the year	1,000	1,000
	Add: Received During the year	-	-
	Less:Utilised During the year	-	-
		1,000	1,000
	<u>Dr. Chandrashekhar Award Fund</u>		
	Balance at the beginning of the year	360,816	360,816
	Add: Received During the year	-	-
	Less:Utilised During the year	-	-
		360,816	360,816
	<u>Dr.J.R. Lele Award Fund</u>		
	Balance at the beginning of the year	30,000	30,000
	Add: Received During the year	-	-
	Less:Utilised During the year	-	-
		30,000	30,000
	<u>Dr. Shrinivasan Award Fund</u>		
	Balance at the beginning of the year	15,000	15,000
	Add: Received During the year	-	-
	Less:Utilised During the year	-	-
		15,000	15,000
	<u>Dr. P.N. Mari Bhat Memorial Award Fund</u>		
	Balance at the beginning of the year	100,000	100,000
	Add: Received During the year	-	-
	Less:Utilised During the year	-	-
		100,000	100,000
	<u>Dr. Asha Bhende Memorial Award Fund</u>		
	Balance at the beginning of the year	100,000	100,000
	Add: Received During the year	-	-
	Less:Utilised During the year	-	-
		100,000	100,000



International Institute for Population Sciences

Schedules forming part of Balance Sheet and Income & Expenditure

(In Rs.)

Schedule No.	Particulars	For Year Ended 31st March	
		2020	2019
5	<u>Dr. S. Mukherji Award Fund</u>		
	Balance at the beginning of the year	75,000	75,000
	Add: Received During the year	-	-
	Less: Utilised During the year	-	-
		75,000	75,000
	<u>Prof. Tara Kanitkar Award Fund</u>		
	Balance at the beginning of the year	300,000	300,000
	Add: Received During the year	-	-
	Less: Utilised During the year	-	-
		300,000	300,000
	Total of schedule 3 (A+B+C)	107,311,017	89,835,988
	A) Pension Fund Investments		
	<u>Pension Fund Investments</u>		
	FD-Andhra Bank	3,448,246	3,141,696
	FD-Vijaya Bank	7,609,519	7,050,000
	FD-SBI	1,700,000	700,000
		12,757,765	10,891,696
	B) Provident Fund Investments		
	FD-Andhra Bank	20,746,305	20,058,110
	FD-State Bank of India	40,311,155	17,811,155
	Government of India Securities	8,500,000	9,700,000
	FD-Vijaya Bank	29,148,055	27,815,000
		98,705,515	75,384,265
	C) Student Award Fund Investment		
	<u>CFPI Award fund Investments</u>		
	FD-Vijaya Bank	1,000	1,000
		1,000	1,000
	Dr. Chandrashekharan Award Fund Investments		
	FD-Central Bank of India	10,816	10,816
	FD-Andhra Bank	300,000	300,000
	FD-Vijaya Bank	50,000	50,000
		360,816	360,816
	Dr. JR Rele Award Fund Investments		
	FD-Andhra Bank	30,000	30,000
		30,000	30,000
	Dr. K. Srinivasan Award Fund Investments		
	FD-Central Bank of India	15,000	15,000
		15,000	15,000
	Dr. P. N. Mari Bhat Award Fund Investments		
	FD-Andhra Bank	100,000	100,000
		100,000	100,000



International Institute for Population Sciences

Schedules forming part of Balance Sheet and Income & Expenditure

(In Rs.)

Schedule No.	Particulars	For Year Ended 31st March	
		2020	2019
	Dr. Asha Bhende Award Fund Investments		
	FD-Vijaya Bank	113,988	100,000
		113,988	100,000
	Dr. S. Mukherji Award		
	FD-Andhra Bank	80,271	80,271
		80,271	80,271
	Prof. Tara Kanitkar Memory Award		
	FD-State Bank of India	300,000	300,000
		300,000	300,000
		1,001,075	987,087
	D) Hostel Improvement Fund Investment		
	FD-Andhra Bank	3,440,523	7,138,387
	FD-Andhra Bank	801,763	-
	FD-Andhra Bank	3,412,917	-
	FD-Punjab National Bank	-	-
	FD-State Bank of India	2,230,641	1,450,000
		9,885,844	8,588,387
	E) Institute Development Fund Investment		
	FD-Andhra Bank	77,902,641	79,607,639
	FD-State Bank of India	91,500,000	45,100,000
	FD-Vijaya Bank	110,865,293	104,454,000
		280,267,934	229,161,639
	F) Institute General Pool Honorarium Investment		
	FD-State Bank of India	2,729,439	2,579,439
		2,729,439	2,579,439
	G) Investments Short Term Deposits		
	FD-SBI Bank	25,000,000	-
		25,000,000	-
	F) Investment Capital Fund		
	FD-Andhra Bank	47,500,000	47,500,000
	FD-State Bank of India	54,671,836	28,120,226
		102,171,836	75,620,226
	Total of Schedule 5 (A to G)	532,519,408	403,212,739
6	Cash & Bank Balance		
	Cash in Hand	24,587	22,639
	Andhra Bank-A/c No 08817	84,803	1,852,351
	Andhra Bank-A/c No 40120	14,854	14,359
	IDBI Bank-A/c No 72070	399,721	4,270,256
	State Bank of India , FCRA -A/c No 57385	5,648,716	5,462,638
	SBI IIPS Provident Fund A/c No.28620	1,827,237	1,285,116
	State Bank of India-A/c No 54179	20,362,373	46,029,718
	State Bank of India-A/c No 65913	99,936	
	State Bank of India Capital Fund A/c No.6308	12,570,822	6,039,831
	State Bank of India Students Fee A/c No.9457	896,129	963,896
	Total of Schedule 6	41,929,177	65,940,804



International Institute for Population Sciences

Schedules forming part of Balance Sheet and Income & Expenditure

(In Rs.)

Schedule No.	Particulars	For Year Ended 31st March	
		2020	2019
7	Deposit		
	Security Deposit for Internet Registration	10,000	10,000
	Security Deposit for LPG with Amardeep Agencies	18,805	18,805
	Security Deposit for Petrol Supply with Auto Mobile Resort	30,000	30,000
	Security Deposit with BSES/ Reliance Energy	997,980	963,600
	Security Deposit with MSEB	114,650	114,650
	Security Deposit with MTNL	147,754	115,754
	Advance for LTC	292,800	504,740
	Advance for contingency	385,000	1,115,000
	Advance with CPWD (Capital & Revenue)	40,242,052	20,064,335
	Deposit with MCGM	45,000	45,000
	Imprest Account	-	-
		42,284,041	22,981,884
	Loans & Advances		
	Advances to NIC	5944630	5636681
	Advances to UGC Students	20016	120000
		5,964,646	5,756,681
	Staff Loan		
	Car Loan	(20,000)	(20,000)
	Computer Loan	-	-
	Festival Loan	-	900
	Home Loan	388,300	531,700
	Scooter Loan	1,000	7,000
		369,300	519,600
	Total of Schedule 7	48,617,987	29258165
8	Other Current Assets		
	Accrued Income		
	Interest on Short Term Deposit	-	-
		-	-
	Accrued Interest		
	Accrued Interest on Pension Fund Investment	287,596	746,246
	Accrued Interest on Provident Fund Investments	2,996,711	3,529,192
	Accrued Interest on CFPI Award fund Investments	62	61
	Accrued Interest on Dr.Chandrashekharan Award Fund Investments	5,867	24,534
	Accrued Interest on Dr. J R Rele Award Fund Investments	1,759	2,644
	Accrued Interest on Dr. K. Srinivasan Award Fund Investments	180	1,011
	Accrued Interest on Dr. P. N. Mari Bhat Award Fund Investments	867	6,722
	Accrued Interest on Hostel Improvement Fund Investment	451,714	563,818
	Accrued Interest on Institute Development Fund Investment	7,722,410	11,963,718
	Accrued Interest on Capital Grant/Fund	5,950,754	4,396,732
	Accrued Interest on Short Term Deposit	193,118	-
	Accrued Interest on Asha Bhende Award	1,750	6,871
	Accrued Interest on General Pool Honorarium	181,540	156,159
	Accrued Interest on Prof. S. Mukherji Gold Medal Award	5,606	5,410
	Accrued Interest on Tara Kanitkar Award	20,953	17,849
		17,820,887	21,420,967



International Institute for Population Sciences

Schedules forming part of Balance Sheet and Income & Expenditure

(In Rs.)

Schedule No.	Particulars	For Year Ended 31st March	
		2020	2019
	Grant Receivable		
	Grant Accrued but not Due for Payment	1,160,314,036	957,524,632
	UGC Fellowship Receivable	-	-
	Group Insurance Receivable	3,945	(43,118)
	Prepaid Library Books	-	5,016,858
	Prepaid Application Processing Fee	-	-
	Kusuma Receivable	37,768	37,768
	TDS Receivable	1,247,944	-
	TDS GST Receivable	1,468,426	958,955
	Total of Schedule 8	1,180,893,006	984,916,062
9	Current Liabilities & Provision		
	Provision for Exepenses		
	Salary	10,251,525	10,862,649
	Institutes Contribution to funds	437,101	277,630
	Seminar in Demography	-	48,000
	Electricity	429,058	529,193
	Rates & Taxes	17,125	37,425
	Repairs & Maintanance-Computer	159,998	180,999
	Fellowship in Demography	2,682,200	2,503,486
	Repairs & Maintanance-Equipment	-	3,422
	Refreshment Charges	-	6,325
	Pension Fund Commutation	-	4,816,810
	Telephone	598	1,362
	Sundry expenses	-	1,101
	Courier Chrages	-	1,940
	Monthly Pension & Retirement Benefits	3,412,074	2,395,869
	Stationery & Printing	-	91,295
	Leave Travel & Concession	-	93,198
	Research Project	392,710	804,412
	Professional Fees	66,600	126,570
	Extra Work Allowance	-	1,609
	Outsourcing Services	2,182,546	1,556,044
	Maintenance of Staff Quarter	-	26,695
	Maintenance of Hostel Building	-	26,695
	IT & Software (Revenue)	-	23,600
	Security Charges	515,289	508,536
	Children Education Fee	486,000	1,005,000
	Legal Charges	-	6,000
	Medical Charges	330,025	560,466
	Maint of Lib-cum-Computer Bldg	-	26,695
	Maint of Academic Bldg.	-	26,695
	Maint of Admn Bldg	10,610	-
	Travel India	121,174	117,223
	Maint. Of Hostel	-	-
		21,494,633	26,666,944



International Institute for Population Sciences

Schedules forming part of Balance Sheet and Income & Expenditure

(In Rs.)

Schedule No.	Particulars	For Year Ended 31st March	
		2020	2019
	Actuarial Liability		
	Gratuity	71,652,055	68,764,405
	Leave Encashment	58,366,815	55,351,866
	Pension	1,030,295,166	833,408,361
		1,160,314,036	957,524,632
	Consolidating Projects		
	Population Envis	56,124	56,124
	Extra Mural Studies	5,281,948	6,459,631
	IIPS CWW Project	226,755	277,755
		5,564,827	6,793,510
9	Deposit		
	Ramesh Book Binder	5,000	5,000
	Student Mess/Dining Hall Deposit	24,000	452,000
	Contractors	1,480,341	2,400,341
	Deposit on issue of Library Book	1,148,234	1,155,234
	Amar Book Binder	5,000	5,000
	Global Total Solution	300,000	-
		2,962,575	4,017,575
	Fund Interest		
	CPF/GPF Investment Interest(Payable to Staff)	5,717,052	6,229,606
	Interest on Students awards fund (To be utilised for Expenses on awards)	492,127	459,573
	Interest received on Government Securities	804,500	-
	FCRA Saving Bank Interest	2,491,741	2,491,741
	CPF/GPF Bank Interest	456,306	456,306
	GPF Interest Payable	-	-
	Other Fund interest	-	-
		9,961,726	9,637,226
	Regular Courses		
	Short Term Course ISS (CSO)	400,192	400,192
	Short Term Course 2018-19	214,107	343,887
	UGC Grant in Fellowship	(2,542,958)	(2,542,958)
	STTC Foreign	336,601	336,601
		(1,592,058)	(1,462,278)
	Non Consolidating Projects		
	FCRA-LASI Project	(99,502)	(99,502)
	IIPS JIO Parasi Project	-	-
	IIPS Swabhiman Project	746,460	1,460,800
	IIPS NFHS - 4 Project	520	520
	IIPS - PCASM Project	-	-
	IIPS - Piramal Swasthya Project	350,085	-
	Population Projection Project 2019-20	411,231	-
	IIPS UPAI Project	(100)	(100)
		1,408,694	1,361,718



International Institute for Population Sciences

Schedules forming part of Balance Sheet and Income & Expenditure

(In Rs.)

Schedule No.	Particulars	For Year Ended 31st March	
		2020	2019
	Other Liabilities		
	Fee For Staff Time	530,473	1,258,819
	Staff Welfare Fund	21,000	21,000
	Lasi Project	81,044	81,044
	Insurance Premium LIC	4,984	5,918
	FIR Certificate Charges Payable	600	600
	BHU A/c	15,484	15,484
	IIPS - Child Marriage Study Project	0.00	-
	IIPS-GSM Project-Applied Economics Method -Workshop	220000.00	-
	IIPS -MPUM UNICEF Project	510115.00	-
	IIPS - SAMARTH - WHO Project	1310120.00	-
	Short Term Course (Himachal Pradesh)	126667.00	-
	NFHS-5 Bid Processing Fee	2,189,887	2,189,887
	UGC Grant in Fellowship Payable	1,725,224	1,725,224
	TDS GST	1,500,738	-
	IIPS National Council of Applied Economic	607,327	-
		8,843,663	5,297,976
	Unutilized Grant out of grant received from MoHFW	-	-
	Total of schedule 9	1,208,958,095	1,009,837,302
11	Fees/Subscriptions		
	License Fees	266,280	276,260
	Student Room Charges	824,858	741,943
	Students Tuition Fees	4,890,950	7,086,649
	Total of schedule 11	5,982,088	8,104,852
12	Other Income		
	Miscellaneous Income		
	Application Form Processing Fees	993,007	2,128,501
	Sale of Scrap Furniture	-	161,500
	Sale of Scrap Equipment	-	-
	Sale of Scrap Computer	-	-
	Sale of Tender Form	-	5,500
	Water & Electricity	39,290	38,667
	Miscellaneous Receipt	278,155	641,591
	RTI Information	160	280
	Sale of CD Program	-	-
	Interest Income		
	Saving Bank Interest (Andhra, IDBI)	254,362	260,263
	Interest on FCRA Bank	186,077	480,266
	Interest on Staff Loans	45,167	277,848
	Interest received on FD Short Term	601,087	1,421,019
	Total of schedule 12	2,397,305	5,415,435



International Institute for Population Sciences

Schedules forming part of Balance Sheet and Income & Expenditure

(In Rs.)

Schedule No.	Particulars	For Year Ended 31st March	
		2020	2019
13	Reserve Fund Earnings		
	On A/c Overhead/1/3rd Consultancy Charges		
	Institute Development Fund		
	NFHS 4 Project	8,369,102	-
	NFHS 5 Project	8,549,404	1,054,175
	LASI Project	2,107,273	216,750
	SSUP Project	-	804,051
	GYTS Project	-	611,725
	General Pool & Faculty	780,043	1,137,664
	Short Term Training	86,280	6,500
	UPAI Project	80,640	532,654
	Swabhiman Project	2,368,205	2,144,256
	Jio Parsi Project	-	47,130
	CNSM Project	-	3,889
	MSPSM Project	-	87,991
	PMMVY Project	151,625	107,204
	GEH Project	1,942,196	791,654
	MPUM Project	395,367	-
	WHO Sage Project	1,343,016	-
	UNFPA Project	365,133	-
	ICM Project	211,432	-
	Child Marriage Study Project	158,718	-
	ICF-Usaid Project	1,698,842	-
	Other Projects	906,283	-
	Interest on Institute Development Fund Investment	14,595,461	11,562,233
		44,109,020	19,107,876
	Improvement of Hostel Accommodation Fund		
	Guests Room Rent	373,200	690,100
	Interest on Investments	438,800	623,194
		812,000	1,313,294
	General Pool Honorarium		
	Interest on Investments	25,381	327,456
		25,381	-
	Total of schedule 13	44,946,401	20,748,626



International Institute for Population Sciences

Schedules forming part of Balance Sheet and Income & Expenditure

(In Rs.)

Schedule No.	Particulars	For Year Ended 31st March	
		2020	2019
14	<u>Non Plan Revenue Expenditure</u>		
	Establishment Expenses		
	Salaries and Wages	130,776,627	149,484,505
	Bag Allowance	64,787	-
	Employees Actuarial Terminal Benefits	-	-
	Children Education Fees	876,000	2,405,966
	Leave Travel Concession	1,457,996	1,849,019
	D.C.R.G.	4,232,116	6,288,445
	Extra Work Allowances (OT)	26,108	16,593
	Honorarium	4,000	5,425
	Contribution to Provident Fund	64,320	62,400
	Contribution to New Pension Fund	5,210,594	4,075,491
	Medical Charges	2,933,701	3,046,303
	Monthly Pension	59,984,205	32,493,646
	Pension Fund Commutation	5,900,384	9,464,934
	Others - Security Guard's Expenses	6,043,343	5,645,461
	Total of schedule 14	217,574,181	214,838,188
15	<u>Other Administrative Expenses</u>		
	<u>Office Expenses</u>		
	Advertisement and Publicity	2,708,165	302,996
	Audit Fees	61,360	108,560
	Bank Charges	26,159	26,152
	Bank Charges - FCRA	-	-
	Conveyance Expenses	36,608	30,227
	Convocation/Founders Day Expenses	766,490	1,036,978
	Electricity Expenses	6,186,709	6,469,260
	Maint. Of Hostel	424,323	45,223
	Hindi Workshop Expenses	167,741	39,842
	Insurance	103,927	85,673
	Internet Charges	29,056	213,782
	Legal Charges	8,500	263,800
	Petrol & Fuel Charges	111,227	142,506
	Postage & Courier	130,204	122,514
	Professional Fees	935,065	1,132,529
	Rent, Rates and Taxes	873,488	1,016,876
	Refreshment Expenses	275,324	285,692
	Registration Fee	82,848	50,000
	Staff Clothing	-	-
	Staff Welfare	63,720	28,290
	Stationary and Printing	1,975,356	1,436,775
	Sundry Expenses	109,463	57,022
	Telephone Charges	206,174	37,660
	Interest on GST TDS	687	-
	Repairs and Maintenance	3,025,553	3,474,913
	Travelling Allowance Expenses	2,540,671	2,061,474
	Computer & Peripheral Written Off	-	-
	Total of schedule 15	20,848,818	18,468,743



International Institute for Population Sciences

Schedules forming part of Balance Sheet and Income & Expenditure

(In Rs.)

Schedule No.	Particulars	For Year Ended 31st March	
		2020	2019
16	Other Revenue Expenditure		
	Fellowship in Demography	31,525,813	29,761,387
	IT and Software (Revenue)	7,943,871	6,357,849
	Outsourcing Services	11,939,449	11,280,901
	Expenditure on Research Project	5,864,155	6,344,284
	Expenditure on Demographic Seminar	4,591,459	1,972,885
	Short Term Courses	721,649	239,852
	Study Tours	108,636	185,421
	Foreign Travelling Expenses	571,683	1,178,620
	Total of schedule 16	63,266,715	57,321,199
17	Reserve Fund Payments		
	On A/c Overhead/1/3rd Consultancy Charges		
	Institute Development Fund		
	Swabhiman Project	-	104,679
	AAG Project	-	29,343
	Lasi Project	-	-
	UPAI Project	-	-
	Swabhiman Project	-	-
	Pop Envis Project	-	-
		-	134,022
	Improvement of Hostel Accommodation Fund		
	Hostel Warden & Attendant Hon.	18,900	18,000
	Kitchen Appliances	3,024	1,198
	Hostel Maintenance	191,813	438,663
	Sundry	2,801	1,036
		216,538	458,897
	General Pool Honorarium		
	Faculty & Staff	-	-
		-	-
	Total of schedule 17	216,538	592,919



International Institute for Population Sciences

Schedules forming part of Balance Sheet and Income & Expenditure

(In Rs.)

Schedule No.	Particulars	For the Year Ended 31st March		
		2019-2020	2019-20	2018-19
10	Grants/Subsidies (Irrevocable grants and subsidies received)			
	Un-utilized Grant brought forward from previous year		26,891,545.00	-
	Capital Grants released for Depreciation			
	Grants Received during the year:			-
	Grant-in-aid Salaries	157,700,000.00		141,071,000.00
	Grant-in-aid General	171,000,000.00		119,625,000.00
	Grant-in-aid for creation of Capital Assets	-	150,000,000.00	-
				260,696,000.00
	Grant adjusted towards Revenue Expenditure	-	-	-
	Less: Expenses adjusted from current year's Internal Receipts	-	-	-
	Taken as Income to Income & Expenditure A/c *		150,000,000.00	260,696,000.00
	Less: Grant Utilized for purchase of Assets **	-	128,251,169.00	-
	Grant payable/receivable from MoHFW ***/Income & Expenditure	328,700,000.00	48,640,376.00	260,696,000.00

* Appears as Income in the Income & Expenditure Account.

** Appears as addition to Capital Fund as well as additions to Fixed Assets during the year.

***Appears under Current Liabilities in the Balance Sheet and will become the opening balance next year.



Calculation of Depreciation for the period 01/04/2019 to 31/3/2020

(Amount in Rs.)

DESCRIPTION OF THE ASSETS	Gross Block				Depreciation							WDV as on 31.03.2020 (Rs.)	WDV as on 31.03.2019 (Rs.)
	As on 01/04/2019	Addition	Adjustments Disposal / sale (Rs.)	As on 31/03/2020	Accumulated Depreciation as on 01/04/2019	On balances as of 01/04/2019	Depreciation to be reversed due to error in earlier years	On Additions	On Deletions 2019-20	Amount written off	Total Depreciation as on 31/03/2020		
LAND:													
a) Freehold	104,429	-	-	104,429	-	-	-	-	-	-	-	104,429.00	104,429
b) Leasehold	-	-	-	-	-	-	-	-	-	-	-	-	-
	104,429	-	-	104,429	-	-	-	-	-	-	-	104,429.00	104,429
BUILDINGS:													
Buildings	161,917,341	-	-	161,917,341	26,717,665	4,047,933	-	-	-	-	30,765,598	131,151,743.00	135,199,676
Staff Quarters at Nerul	14,444,487	-	-	14,444,487	2,571,855	361,112	-	-	-	-	2,932,967	11,511,520.00	11,872,632
	176,361,828	-	-	176,361,828	29,289,520	4,409,045	-	-	-	-	33,698,565	142,663,263.00	147,072,308
PLANTS & MACHINERY													
Equipments	30,422,285	2,126,582	-	32,548,867	20,350,448	2,592,599	-	137,593	-	-	23,080,640	9,468,227.00	10,071,838
Computer & Peripherals	42,358,930	993,300	-	43,352,230	34,974,825	2,620,902	-	78,663	-	-	37,674,390	5,677,840.00	7,384,104
Motor Vehicles	2,407,197	-	-	2,407,197	2,368,241	38,951	-	-	-	-	2,407,193	4.00	38,956
IT and Software Package	28,752,791	4,242,009	-	32,994,800	22,880,757	2,793,252	-	138,719	-	-	25,812,728	7,182,072.00	5,872,034
	103,941,203	7,361,891	-	111,303,094	80,574,271	8,045,704	-	354,975	-	-	88,974,951	22,328,143.00	23,366,932
FURNITURE AND FIXTURES													
	22,293,345	409,658	-	22,703,003	18,034,810	1,848,226	-	19,860	-	-	19,902,896	2,800,107.00	4,258,535
	22,293,345	409,658	-	22,703,003	18,034,810	1,848,226	-	19,860	-	-	19,902,896	2,800,107.00	4,258,535
LIBRARY BOOKS													
	115,365,792	20,477,188	-	135,842,980	76,303,294	11,536,579	-	509,666	-	-	88,349,539	47,493,441.00	39,062,498
	115,365,792	20,477,188	-	135,842,980	76,303,294	11,536,579	-	509,666	-	-	88,349,539	47,493,441.00	39,062,498
CAPITAL WORK-IN PROGRESS													
Capital WIP CPWD New Hostel	259,868	-	-	259,868	-	-	-	-	-	-	-	259,868.00	259,868
Capital WIP-New Project Constr Work	6,836,188	100,002,432	-	106,838,620	-	-	-	-	-	-	-	106,838,620.00	6,836,188
Capital WIP-Library & Academic Block	215,251	-	-	215,251	-	-	-	-	-	-	-	215,251.00	215,251
Capital WIP CPWD Academic Bldg.	148,006	-	-	148,006	-	-	-	-	-	-	-	148,006.00	148,006
Capital WIP CPWD Staff Qtrs	-	-	-	-	-	-	-	-	-	-	-	-	-
	7,459,313	100,002,432	-	107,461,745	-	-	-	-	-	-	-	107,461,745.00	7,459,313
TOTAL OF CURRENT YEAR	425,525,910	128,251,169	-	553,777,079	204,201,895	25,839,554	-	884,501	-	-	230,925,951	322,851,128.00	221,324,015
TOTAL OF PREVIOUS YEAR	424,121,015	18,115,900	16,711,005	425,525,911	182,094,440	23,839,673	-	698,340	2,430,560	-	204,201,895	221,324,016	242,026,575



INTERNATIONAL INSTITUTE FOR POPULATION SCIENCES
(Accompaniment of Balance Sheet as on 31/03/2020)

ANNEXURE - I :- Details of Land & Buildings of the Institute

Sl	Particulars of the Asset	Gross Block				Depreciation @ 2.5%					WDV as on 31.03.2020 (Rs.)	WDV as on 31.03.2019 (Rs.)
		As on 01/04/2019	Addition	Adjustments Disposal / sale (Rs.)	As on 31/03/2020	Accumulated Depreciation as on 01/04/2019	On balances as of 01/04/2019	On Addition	On Deletions 2019-20	Total Depreciation as on 31/03/2020		
		(1)	(2)	(3)	(4)	(5)	(6)	(7)	(8)	(9)	(10)	(11)
A	Land on Freehold Property	104,429	-	-	104,429	-	-	-	-	-	104,429	104,429
		104,429	-	-	104,429	-	-	-	-	-	104,429	104,429
B	Building											
1	Main Building	-	-	-	-	-	-	-	-	0	0	-
2	Development Internal Roads, Pavement	2,396,292	-	-	2,396,292	659,410	59,907	-	-	719,317	1,676,975	1,736,882
3	Hostel Building (old)	10,332,723	-	-	10,332,723	1,805,756	258,318	-	-	2,064,074	8,268,649	8,526,967
4	Director's Bungalow	-	-	-	-	-	-	-	-	0	0	-
5	Staff Qtrs Type I to IV & Servant Qtrs	9,632,092	-	-	9,632,092	2,618,720	240,802	-	-	2,859,522	6,772,570	7,013,372
	<u>IIPS Deonar Campus</u>											
6	Guest House	14,654,428	-	-	14,654,428	783,685	366,361	-	-	1,150,046	13,504,382	13,870,743
7	Convocation Hall Renovation	1,098,690	-	-	1,098,690	302,140	27,467	-	-	329,607	769,083	796,550
8	Academic Building	7,604,744	-	-	7,604,744	1,401,064	190,119	-	-	1,591,183	6,013,561	6,203,679
9	Water Reservoir	334,504	-	-	334,504	96,047	8,363	-	-	104,410	230,094	238,457
10	Library-Cum Computer Centre Building	51,456,398	-	-	51,456,398	5,941,850	1,286,410	-	-	7,228,260	44,228,138	45,514,548
11	New Hostel Building	33,743,885	-	-	33,743,885	5,777,324	843,597	-	-	6,620,921	27,122,964	27,966,561
12	Compound Wall, Fencing, UCR Wall,	2,638,323	-	-	2,638,323	725,538	65,958	-	-	791,496	1,846,827	1,912,785
13	Bore Well	45,617	-	-	45,617	12,544	1,140	-	-	13,684	31,933	33,073
14	Car Shed	370,653	-	-	370,653	163,980	9,266	-	-	173,246	197,407	206,673
15	Lift	426,953	-	-	426,953	117,412	10,674	-	-	128,086	298,867	309,541
16	Recreation Hut, Gym	399,163	-	-	399,163	109,769	9,979	-	-	119,748	279,415	289,394
17	Street Light	600,000	-	-	600,000	165,000	15,000	-	-	180,000	420,000	435,000
18	Canteen Renovation	142,000	-	-	142,000	39,131	3,550	-	-	42,681	99,319	102,869
19	Renovation Classroom/Seminar Hall	1,422,000	-	-	1,422,000	391,050	35,550	-	-	426,600	995,400	1,030,950
20	Sign Board	125,108	-	-	125,108	38,594	3,128	-	-	41,722	83,386	86,514
21	A.C Guard	411,000	-	-	411,000	113,025	10,275	-	-	123,300	287,700	297,975
22	Panel Board 440V/VTPN DB	582,842	-	-	582,842	165,722	14,571	-	-	180,293	402,549	417,120
23	Badminton Court	51,000	-	-	51,000	14,025	1,275	-	-	15,300	35,700	36,975
24	Nallah	23,448,926	-	-	23,448,926	5,275,879	586,223	-	-	5,862,102	17,586,824	18,173,048
		161,917,341	-	-	161,917,341	26,717,665	4,047,933	-	-	30,765,598	131,151,743	135,199,676
	<u>Nerul Quarters</u>											
25	Staff Quarters Nerul Navi Mumbai	14,444,487	-	-	14,444,487	2,571,855	361,112	-	-	2,932,967	11,511,520	11,872,632
		14,444,487	-	-	14,444,487	2,571,855	361,112	-	-	2,932,967	11,511,520	11,872,632
	Total -Building	176,361,828	-	-	176,361,828	29,289,520	4,409,045	-	-	33,698,565	142,663,263	147,072,308
	Grand Total-Land & Building	176,466,257	-	-	176,466,257	29,289,520	4,409,045	-	-	33,698,565	142,767,692	147,176,737



INTERNATIONAL INSTITUTE FOR POPULATION SCIENCES

(Accompaniment of Balance Sheet as on 31/03/2020)

ANNEXURE - II :- Details of Equipment of the Institute

Sl	Particulars of the Asset	Gross Block				Depreciation @ 10%					WDV as on 31.03.2020 (Rs.)	WDV as on 31.03.2019 (Rs.)
		As on 01/04/2019	Addition	Adjustments Disposal / sale (Rs.)	As on 31/03/2020	Accumulated Depreciation as on 01/04/2019	On balances as of 01/04/2019	On Addition	On Deletions 2019-20	Total Depreciation as on 31/03/2020		
		(1)	(2)	(3)	(4)	(5)	(6)	(7)	(8)	(9)	(10)	(11)
1	Audio Visual Equipment	1,015,909	-	-	1,015,909	489,733	101,591	-	-	591,324	424,585	526,176
2	Franking Machine	291,713	-	-	291,713	279,733	11,979	-	-	291,712	1	11,980
3	Typewriters	142,752	-	-	142,752	142,751	-	-	-	142,751	1	1
4	Calculators	135,736	-	-	135,736	135,735	-	-	-	135,735	1	1
5	Micro-Film Camera	1,483	-	-	1,483	1,482	-	-	-	1,482	1	1
6	Recadell Commercial Reader	635	-	-	635	634	-	-	-	634	1	1
7	Gestetner Duplicator	33,595	-	-	33,595	33,594	-	-	-	33,594	1	1
8	Tape/DVD Recorder	70,135	-	-	70,135	56,056	7,014	-	-	63,070	7,065	14,080
9	Photo Copying Machine	1,456,522	-	-	1,456,522	1,079,202	145,652	-	-	1,224,854	231,668	377,320
10	Projectors/Screen	3,063,409	-	-	3,063,409	1,055,587	306,341	-	-	1,361,928	1,701,481	2,007,822
11	Air- Conditioners	3,236,730	861,184	-	4,097,914	2,595,174	323,673	64,589	-	2,983,436	1,114,478	641,556
12	Printing Press Equipment with	27,038	-	-	27,038	27,037	-	-	-	27,037	1	1
13	Internal Telephone System	73,185	-	-	73,185	73,184	-	-	-	73,184	1	1
14	Tata Internal Telephone System	579,560	-	-	579,560	579,559	-	-	-	579,559	1	1
15	Drilling Machine	5,044	-	-	5,044	5,043	-	-	-	5,043	1	1
16	Radio	162	-	-	162	161	-	-	-	161	1	1
17	Ladder Aluminum	40,361	-	-	40,361	19,770	4,036	-	-	23,806	16,555	20,591
18	Air Coolers	25,230	-	-	25,230	23,751	1,478	-	-	25,229	1	1,479
19	Public Address System & Accessories	904,529	-	-	904,529	752,818	90,453	-	-	843,271	61,258	151,711
20	Water Coolers/Dispenser	915,485	88,097	-	1,003,582	684,353	91,549	4,190	-	780,092	223,490	231,132
21	Refrigerators	107,190	42,000	-	149,190	86,508	10,719	1,400	-	98,627	50,563	20,682
22	Grass Cutter	17,026	-	-	17,026	14,711	1,703	-	-	16,414	612	2,315
23	T.V /LCD / Dish Antina/ Set Box	408,790	-	-	408,790	293,845	40,879	-	-	334,724	74,066	114,945
24	Kitchen Equipment	180,470	-	-	180,470	93,517	18,047	-	-	111,564	68,906	86,953
25	Water Pumps	87,346	-	-	87,346	86,679	666	-	-	87,345	1	667
26	Electric Amplifier	15,270	-	-	15,270	6,314	1,527	-	-	7,841	7,429	8,956
27	Cooking Range/Microwave	25,437	-	-	25,437	23,122	2,544	-	-	25,666	(229)	2,315
28	Electric Starter	1,550	-	-	1,550	1,549	-	-	-	1,549	1	1
29	Rice Grinder / Mixer Grider / Idli Maker	67,378	7,563	-	74,941	10,316	6,738	378	-	17,432	57,509	57,062
30	Postal Weighing Machine	33,897	-	-	33,897	33,712	184	-	-	33,896	1	185
31	Water Heater/Geysor/Boiler	189,134	-	-	189,134	189,133	-	-	-	189,133	1	1
32	Vacuum Cleaner	37,835	-	-	37,835	31,171	3,784	-	-	34,955	2,880	6,665
33	Big Stapler	6,636	-	-	6,636	6,635	-	-	-	6,635	1	1
34	Electronic Stencil Cutter	23,400	-	-	23,400	23,399	-	-	-	23,399	1	1
35	Modi / Canon Xerox Machine	2,428,970	744,620	-	3,173,590	2,022,434	242,897	37,054	-	2,302,385	871,205	406,536
36	V. C. R. G 10	16,020	-	-	16,020	16,019	-	-	-	16,019	1	1
37	Photophone Superlitr II 16mm Proj./Toshiba	15,853	-	-	15,853	15,852	-	-	-	15,852	1	1
38	Overhead Projector	153,744	-	-	153,744	153,743	-	-	-	153,743	1	1



INTERNATIONAL INSTITUTE FOR POPULATION SCIENCES

(Accompaniment of Balance Sheet as on 31/03/2020)

ANNEXURE - II :- Details of Equipment of the Institute

Sl	Particulars of the Asset	Gross Block				Depreciation @ 10%					WDV as on 31.03.2020 (Rs.)	WDV as on 31.03.2019 (Rs.)
		As on 01/04/2019	Addition	Adjustments Disposal / sale (Rs.)	As on 31/03/2020	Accumulated Depreciation as on 01/04/2019	On balances as of 01/04/2019	On Addition	On Deletions 2019-20	Total Depreciation as on 31/03/2020		
		(1)	(2)	(3)	(4)	(5)	(6)	(7)	(8)	(9)	(10)	(11)
39	Photophone Slide Projector	17,214	-	-	17,214	17,213	-	-	-	17,213	1	1
40	Electrical Motor	800	-	-	800	799	-	-	-	799	1	1
41	B.P. Apparatus	7,612	-	-	7,612	5,186	761	-	-	5,947	1,665	2,426
42	EPABEX Systems with Accessory	661,402	-	-	661,402	661,401	-	-	-	661,401	1	1
43	Electric Hotplate /Food Service Trolley	52,900	-	-	52,900	52,899	-	-	-	52,899	1	1
44	Krisp Cold Refrigerator	8,040	-	-	8,040	8,039	-	-	-	8,039	1	1
45	Canon SLR Digital Camera 400D	172,773	247,000	-	419,773	142,226	17,277	22,642	-	182,145	237,628	30,547
46	Dough Heading Machine	29,150	-	-	29,150	29,149	-	-	-	29,149	1	1
47	HCL Photocopier	121,500	-	-	121,500	121,499	-	-	-	121,499	1	1
48	Ureka Water Filter/ Aquaquad	106,098	34,820	-	140,918	81,928	10,610	3,482	-	96,020	44,898	24,170
49	Fax Machine	79,671	-	-	79,671	79,670	-	-	-	79,670	1	1
50	Cordless Telephone	12,340	-	-	12,340	11,632	707	-	-	12,339	1	708
51	Telephone Head Set	10,950	2,300	-	13,250	9,942	1,095	153	-	11,190	2,060	1,008
52	Infant Meters	220,500	-	-	220,500	220,499	-	-	-	220,499	1	1
53	Telephone Instruments	183,228	-	-	183,228	183,227	-	-	-	183,227	1	1
54	Zero B (on line filter)	7,390	-	-	7,390	7,389	-	-	-	7,389	1	1
55	Smoke Detector	10,400	-	-	10,400	10,399	-	-	-	10,399	1	1
56	Emergency Light	14,690	-	-	14,690	14,689	-	-	-	14,689	1	1
57	Ultra violet Tube Light	6,600	-	-	6,600	6,599	-	-	-	6,599	1	1
58	Data Projector/ Slide/LCD Projector	720,478	-	-	720,478	720,477	-	-	-	720,477	1	1
59	Embossing Seal Mechine	1,100	-	-	1,100	1,099	-	-	-	1,099	1	1
60	Sealing Machine	2,211	-	-	2,211	2,210	-	-	-	2,210	1	1
61	Hand Dryer	4,578	-	-	4,578	4,577	-	-	-	4,577	1	1
62	Exhaust/Ceiling/Wall Fan	730,456	6,200	-	736,656	389,585	73,046	103	-	462,734	273,922	340,871
63	Fire Alarm/Intractive Panel	154,713	-	-	154,713	154,712	-	-	-	154,712	1	1
64	Washing Machine	140,325	-	-	140,325	124,672	14,033	-	-	138,705	1,620	15,654
65	Motorized Projector lift	132,750	-	-	132,750	132,749	-	-	-	132,749	1	1
66	Toshiba Projector	185,569	-	-	185,569	185,568	-	-	-	185,568	1	1
67	Paper Shredder	30,800	-	-	30,800	30,799	-	-	-	30,799	1	1
68	Microphone	93,710	-	-	93,710	59,203	9,371	-	-	68,574	25,136	34,507
69	Fake Note/Note Counting Machine	10,575	-	-	10,575	10,575	-	-	-	10,575	1	1
70	Sports Zone	160,000	-	-	160,000	157,418	2,581	-	-	159,999	1	2,582
71	UPS	2,576,066	-	-	2,576,066	1,623,550	257,607	-	-	1,881,157	694,909	952,516
72	Others & Panel Board Capacitor	552,686	-	-	552,686	452,742	55,269	-	-	508,011	44,675	99,944
73	Display Board/Screen	418,125	31,860	-	449,985	184,346	41,813	1,593	-	227,752	222,233	233,779
74	Water Purifier	19,265	-	-	19,265	12,461	1,927	-	-	14,388	4,877	6,805
75	Others	124,427	-	-	124,427	68,136	12,443	-	-	80,579	43,848	56,291
76	UPS (PC UP)	5,470	-	-	5,470	3,214	547	-	-	3,761	1,709	2,256
77	Attendance System	45,185	-	-	45,185	27,447	4,519	-	-	31,966	13,219	17,739
78	CCTV Camera	345,735	60,938	-	406,673	129,510	34,574	2,009	-	166,093	240,580	216,225
79	Digital Census Volumes	619,960	-	-	619,960	371,976	61,996	-	-	433,972	185,988	247,984
80	Scanner	252,725	-	-	252,725	37,522	25,273	-	-	62,795	189,930	215,203
81	Server Equipment	5,470,971	-	-	5,470,971	2,644,302	547,097	-	-	3,191,399	2,279,572	2,826,669
82	Spiral Binding Machine	11,577	-	-	11,577	2,316	1,158	-	-	3,474	8,103	9,261
83	Leaf Shreeding machine	54,411	-	-	54,411	10,881	5,441	-	-	16,322	38,089	43,527
	GRAND TOTAL	30,422,285	2,126,582	-	32,548,867	20,350,448	2,592,599	137,593	-	23,080,640	9,468,227	10,071,838



INTERNATIONAL INSTITUTE FOR POPULATION SCIENCES

(Accompaniment of Balance Sheet as on 31/03/2020)

ANNEXURE - III :- Details of Computer & Peripherals of the Institute

Sl	Particulars of the Asset	Gross Block				Depreciation @ 30%					WDV as on 31.03.2020 (Rs.)	WDV as on 31.03.2019 (Rs.)
		As on 01/04/2019	Addition	Adjustments Disposal / sale (Rs.)	As on 31/03/2020	Accumulated Depreciation as on 01/04/2019	On balances as of 01/04/2019	On Addition	On Deletions 2019-20	Total Depreciation as on 31/03/2020		
		(1)	(2)	(3)	(4)	(5)	(6)	(7)	(8)	(9)	(10)	(11)
1	IBM Machines	2,820	-	-	2,820	2,819	-	-	-	2,819	1	1
2	20 PC's & 10 Printers (UNFPA)	1,381,963	-	-	1,381,963	1,381,962	-	-	-	1,381,962	1	1
3	MCI Micro Computer	11,380	-	-	11,380	11,379	-	-	-	11,379	1	1
4	Personal Computer / Micro Computer	7,876,442	-	-	7,876,442	750,328	2,362,933	-	-	3,113,261	4,763,181	7,126,114
5	Computer Accessories Including MODEM, Web Cam, Speaker	798,483	-	-	798,483	798,482	-	-	-	798,482	1	1
6	Computer (P.C) with Upgradation	19,155,206	-	-	19,155,206	19,155,205	-	-	-	19,155,205	1	1
7	Lan System Computer	1,066,636	-	-	1,066,636	1,066,635	-	-	-	1,066,635	1	1
8	SX Computer with Ms-Dos	468,600	-	-	468,600	468,599	-	-	-	468,599	1	1
9	Laser Jet Printer	3,431,248	121,300	-	3,552,548	3,206,536	224,711	13,263	-	3,444,510	108,038	224,712
10	INET SERVER, E-Mail SERVER	1,460,107	-	-	1,460,107	1,460,106	-	-	-	1,460,106	1	1
11	Scanner CHP Scanjet 4 CSE with SCSI	331,066	-	-	331,066	331,065	-	-	-	331,065	1	1
12	Dot Matrix Printer & Live Printer	528,923	-	-	528,923	528,922	-	-	-	528,922	1	1
13	C. D. Rom	191,613	-	-	191,613	191,612	-	-	-	191,612	1	1
14	C.D/DVD Writer	99,264	-	-	99,264	99,263	-	-	-	99,263	1	1
15	Laptop/Note Book	3,686,315	872,000	-	4,558,315	3,686,314	-	65,400	-	3,751,714	806,601	1
16	CD Rom Drive	27,769	-	-	27,769	27,768	-	-	-	27,768	1	1
17	Lan System	224,892	-	-	224,892	224,891	-	-	-	224,891	1	1
18	Pen Drive / HDD / RAM	309,845	-	-	309,845	276,586	33,258	-	-	309,844	1	33,259
19	Photo Smart Photo Printer	29,120	-	-	29,120	29,119	-	-	-	29,119	1	1
20	Uninterrupted Power Supply (UPS),	907,116	-	-	907,116	907,115	-	-	-	907,115	1	1
21	Router	247,232	-	-	247,232	247,231	-	-	-	247,231	1	1
22	PC with Printer	122,890	-	-	122,890	122,888	-	-	-	122,888	2	1
	GRAND TOTAL	42,358,930	993,300	-	43,352,230	34,974,825	2,620,902	78,663	-	37,674,390	5,677,840	7,384,104



INTERNATIONAL INSTITUTE FOR POPULATION SCIENCES
(Accompaniment of Balance Sheet as on 31/03/2020)
ANNEXURE - IV :- Details of Vehicles of the Institute

Sl	Particulars of the Asset	Gross Block				Depreciation @ 10%					WDV as on 31.03.2020 (Rs.)	WDV as on 31.03.2019 (Rs.)
		As on 01/04/2019	Addition	Adjustments Disposal / sale (Rs.)	As on 31/03/2020	Accumulated Depreciation as on 01/04/2019	On balances as of 01/04/2019	On Addition	On Deletions 2019-20	Total Depreciation as on 31/03/2020		
		(1)	(2)	(3)	(4)	(5)	(6)	(7)	(8)	(9)	(10)	(11)
1	Bicycle (1)	3,220	-	-	3,220	3,219	-	-	-	3,219	1	1
2	Maruti Gypsy	602,552	-	-	602,552	602,551	-	-	-	602,551	1	1
3	Maruti Suzuki	858,953	-	-	858,953	858,952	-	-	-	858,952	1	1
4	XYLO E-8	942,472	-	-	942,472	903,519	38,951	-	-	942,471	1	38,953
	TOTAL	2,407,197	-	-	2,407,197	2,368,241	38,951	-	-	2,407,193	4	38,956

INTERNATIONAL INSTITUTE FOR POPULATION SCIENCES
(Accompaniment of Balance Sheet as on 31/03/2020)
ANNEXURE - V :- Details of Software Packages of the Institute

Sl	Particulars of the Asset	Gross Block				Depreciation @ 20%					WDV	WDV
		As on 01/04/2019	Addition	Adjustments Disposal / sale (Rs.)	As on 31/03/2020	Accumulated Depreciation as on 01/04/2019	On balances as of 01/04/2019	On Addition	On Deletions 2019-20	Total Depreciation as on 31/03/2020	as on 31.03.2020 (Rs.)	as on 31.03.2019 (Rs.)
		(1)	(2)	(3)	(4)	(5)	(6)	(7)	(8)	(9)	(10)	(11)
1	SLIM Package	367,337	-	-	367,337	367,336	-	-	-	367,336	1	1
2	Windows 2000	2,453,932	-	-	2,453,932	1,722,566	490,786	-	-	2,213,352	240,580	731,366
3	Inflibnet	50,000	-	-	50,000	49,999	-	-	-	49,999	1	1
4	Adobe Acrobat Professional	887,919	-	-	887,919	887,918	-	-	-	887,918	1	1
5	Anti virus	879,356	223,440	-	1,102,796	878,311	1,044	14,976	-	894,331	208,465	1,045
6	SPSS Version 13	8,345,316	-	-	8,345,316	5,503,220	1,669,063	-	-	7,172,283	1,173,033	2,842,096
7	Linux Server	568,290	-	-	568,290	568,289	-	-	-	568,289	1	1
8	Internet Facility/Online data	3,809,965	-	-	3,809,965	3,809,964	-	-	-	3,809,964	1	1
9	AKRUTI Office 2004	26,000	-	-	26,000	25,999	-	-	-	25,999	1	1
10	End Note	148,246	-	-	148,246	148,245	-	-	-	148,245	1	1
11	JSTOR	1,163,160	-	-	1,163,160	1,163,159	-	-	-	1,163,159	1	1
12	STATA	138,472	-	-	138,472	127,426	11,045	-	-	138,471	1	11,046
13	Tally 9	32,964	-	-	32,964	32,963	-	-	-	32,963	1	1
14	Campus Agreement Microsoft	244,688	-	-	244,688	244,687	-	-	-	244,687	1	1
15	Coral draw	59,797	-	-	59,797	59,796	-	-	-	59,796	1	1
16	Arc View Lab Package	1,470,000	-	-	1,470,000	1,469,999	-	-	-	1,469,999	1	1
17	MTNL Channel Connectivity Dep@10%	4,963,500	-	-	4,963,500	4,963,499	-	-	-	4,963,499	1	1
18	N vivo software	496,304	-	-	496,304	347,413	99,261	-	-	446,674	49,630	148,891
19	Visual Studio Prof 2013	37,279	-	-	37,279	37,278	-	-	-	37,278	1	1
20	E-office	-	2,082,755	-	2,082,755	-	-	34,713	-	34,713	2,048,042	-
21	SAS Education Analytical Suite Software	-	1,455,000	-	1,455,000	-	-	48,500	-	48,500	1,406,500	-
22	Others Software	2,610,266	480,814	-	3,091,080	472,690	522,053	40,530	-	1,035,273	2,055,807	2,137,576
	TOTAL	28,752,791	4,242,009	-	32,994,800	22,880,757	2,793,252	138,719	-	25,812,728	7,182,072	5,872,034



INTERNATIONAL INSTITUTE FOR POPULATION SCIENCES
(Accompaniment of Balance Sheet as on 31/03/2020)
ANNEXURE - VI :- Details of Furniture and Fittings of the Institute

Sl	Particulars of the Asset	Gross Block				Depreciation @ 10%					WDV as on 31.03.2020 (Rs.)	WDV as on 31.03.2019 (Rs.)
		As on 01/04/2019	Addition	Adjustments Disposal / sale (Rs.)	As on 31/03/2020	Accumulated Depreciation as on 01/04/2019	On balances as of 01/04/2019	On Addition	On Deletions 2019-20	Total Depreciation as on 31/03/2020		
		(1)	(2)	(3)	(4)	(5)	(6)	(7)	(8)	(9)	(10)	(11)
1	Steel Furniture	9,696,363	318,866	-	10,015,229	9,107,835	588,527	13,259	-	9,709,621	305,608	588,528
2	Wooden Furniture	8,628,347	61,858	-	8,690,205	7,020,829	862,835	5,155	-	7,888,819	801,386	1,607,518
3	Misc Items	3,968,635	28,934	-	3,997,569	1,906,146	396,864	1,447	-	2,304,456	1,693,113	2,062,489
	TOTAL	22,293,345	409,658	-	22,703,003	18,034,810	1,848,226	19,860	-	19,902,896	2,800,107	4,258,535

(Accompaniment of Balance Sheet as on 31/03/2020)
ANNEXURE - VII :- Library Books

Sl	Particulars of the Asset	Gross Block				Depreciation @ 10%					WDV as on 31.03.2020 (Rs.)	WDV as on 31.03.2019 (Rs.)
		As on 01/04/2019	Addition	Adjustments Disposal / sale (Rs.)	As on 31/03/2020	Accumulated Depreciation as on 01/04/2019	On balances as of 01/04/2019	On Addition	On Deletions 2019-20	Total Depreciation as on 31/03/2020		
		(1)	(2)	(3)	(4)	(5)	(6)	(7)	(8)	(9)	(10)	(11)
1	Library Books	115,365,792	20,477,188	-	135,842,980	76,303,294	11,536,579	509,666	-	88,349,539	47,493,441	39,062,498
	TOTAL	115,365,792	20,477,188	-	135,842,980	76,303,294	11,536,579	509,666	-	88,349,539	47,493,441	39,062,498



International Institute for Population Sciences
ANNEXURE VIII

Details of Capital Items Met from "Improvement of Hostel Accommodation Fund A/c."

Accompaniment of Balance Sheet as on 31/03/2020

SL	Name of the Asset	As on 01/04/2019	Additions (Rs.)	Adjustments / Disposal / sale (Rs.)	As on 31/03/2020
	(1)	(2)	(3)	(4)	(5)
A.	Machinery and Equipments				
1	Typewriter	8,845	-	-	8,845
2	Refrigerator	48,289	-	-	48,289
3	Sound System	47,203	-	-	47,203
4	Air Cooler	2,560	-	-	2,560
5	Water Heater / Geyser	35,576	-	-	35,576
6	Water Cooler	91,571	-	-	91,571
7	T. V.	155,081	-	-	155,081
8	Cooking Range	37,772	-	-	37,772
9	Air Conditioner	70,449	-	-	70,449
10	Bicycle	1,670	-	-	1,670
11	Exercise Equipment- Magnatic Tread Mill	15,000	-	-	15,000
12	Mixer/Grinder	15,695	-	-	15,695
13	Kitchen Items	54,061	-	-	54,061
14	Venetition Blinds	21,060	-	-	21,060
	TOTAL (A)	604,832	-	-	604,832
B.	Furniture & Fittings				
1	Steel Furniture	380,733	-	-	380,733
2	Wooden Furniture	443,302	-	-	443,302
3	Ceiling Fans, Chairs	33,000	-	-	33,000
	TOTAL (B)	857,035	-	-	857,035
	TOTAL (A+ B)	1,461,867	-	-	1,461,867



International Institute for Population Sciences
ANNEXURE - IX

Details of Capital Items Met from "Institute Development Fund A/c"
Accompaniment of Balance Sheet as on 31/03/2020

Sl	Name of the Asset	As on 01/04/2019	Additions (Rs.)	Adjustments / Disposal / sale (Rs.)	As on 31/03/2020
	(1)	(2)	(3)	(4)	(5)
A.	Machinery and Equipments				
1	Air Conditioner	232,351	-	-	232,351
2	Overhead Projector & Screen	29,919	-	-	29,919
3	Vacuum Cleaner	14,700	-	-	14,700
4	Cordless Mike	28,550	-	-	28,550
5	Aqua- Guard Filter	18,270	-	-	18,270
6	Amplifier & Microphone	25,945	-	-	25,945
7	Telephone Instrument	10,140	-	-	10,140
8	P.C. & P C Upgradation	518,500	-	-	518,500
	TOTAL (A)	878,375	-	-	878,375
B.	Furniture & Fittings				
1	Steel Furniture	142,910	-	-	142,910
2	Wooden Furniture	54,736	-	-	54,736
3	Ceiling Fans, Chairs	50,950	-	-	50,950
	TOTAL (B)	248,596	-	-	248,596
C.	Infra Structure				
1	Air-conditioning of Convocation Hall	975,000	-	-	975,000
	TOTAL (C)	975,000	-	-	975,000
	TOTAL (A+ B+C)	2,101,971	-	-	2,101,971



International Institute for Population Sciences
ANNEXURE-X

Projects Accounts for the Year 2019- 2020

Sl	Name of the Project	As on 01/04/2019	Receipt (2019-20)	Expenditure (2019-20)	Transfer to Institute Development fund	Transfer to General Pool Honorary	As on 31/03/2020
	(1)	(2)	(3)	(4)	(5)	(6)	(7)
1	UN Assistance to Inst.A/c. (EMS)	6,459,631	1,335,075	2,512,759	-	-	5,281,948
2	POP ENVIS	56,124	-	-	-	-	56,124
3	STTC Foreign	336,601	-	-	-	-	336,601
4	IIPS CWW Project	277,755	-	51,000	-	-	226,755
5	IIPS MPUM Unicef Project	-	3,818,700	3,308,585	-	-	510,115
6	IIPS PCASM Project	-	2,351,500	2,351,500	-	-	-
7	IIPS Piramal Swasthya Project	-	578,880	228,795	-	-	350,085
8	IIPS Samarth WHO Project	-	1,247,970	25,300	-	-	1,222,670
9	IIPS Child Marriage Study Project	-	565,903	565,903	-	-	-
TOTAL		7,130,111	9,898,028	9,043,842	-	-	7,984,298



Sr. No.	Purpose of Grants	Unutilised Balance of Grant to end of 2018-19 (Rs.)	Total Grant Recd. during 2019-20 (Rs.)	Adjustments	Total Grant Re-Appropriated from other heads during 2019-20 (Rs.) / Refund	Other Receipts during 2019-20 (Rs.)	Total	Expenditure (Incl provision) for the year 2019-20 (Rs.)*	Unutilised Balance of Grant to end of 2019-20 (Rs.)*
	(1)	(2)	(3)	(4)	(5)	(6)	(7)	(8)	(9)
1	Grant-in-aid Salaries	(7,138,256)	157,700,000		-	-	150,561,744	133,175,410	17,386,334
2	Grant-in-aid General	5,029,500	171,000,000		-	8,379,393	184,408,893	168,514,304	15,894,590
3	Grant-in-aid for Creation of Capital Assets	26,891,545	150,000,000		-	-	176,891,545	128,251,169	48,640,376
	Total Grant A	24,782,789	478,700,000	-	-	8,379,393	511,862,182	429,940,883	81,921,300
4	Grant Accrued but not due (Acturial Liability)	(957,524,632)	-		-		(957,524,632)	202,789,404	(1,160,314,036)
	Total Grant C	(957,524,632)	-	-	-	-	(957,524,632)	202,789,404	(1,160,314,036)

Note

- * Expenditure (Incl provision) for the year 2019-20 (Rs.)
Expenditure includes Provision for Expenses & Fixed Assets of Current F.Y.2019-20



Statement Showing Unutilised Grant to End of 2019-20

Grants Received Vide Letter No. GOI				Details of unspent balance 31/03/2020	
			Rs.		Rs.
GRANT-IN-AID-SALARIES				GRANT-IN-AID-SALARIES	17,386,334
1	No.G.20011/20/2019-Stats (IIPS)	Dt.24-06-2019	44,550,000		
2	No.G.20011/20/2019-Stats (IIPS)	Dt.16-08-2019	25,450,000		
3	No.G.20011/20/2019-Stats (IIPS)	Dt.13-01-2020	65,000,000		
	No.G.20011/20/2019-Stats (IIPS)	Dt.16-03-2020	22,700,000		
	Total A		157,700,000		
GRANT-IN-AID-GENERAL				GRANT-IN-AID-GENERAL	15,894,590
1	No.G.20011/20/2019-Stats (IIPS)	24th June 2019	56,595,000		
2	No.G.20011/20/2019-Stats (IIPS)	16th Aug. 2019	42,705,000		
3	No.G.20011/20/2019-Stats (IIPS)	13th Jan. 2020	71,700,000		
	Total B		171,000,000		
GRANT-IN-AID-FOR CREATION OF CAPITAL ASSETS				GRANT-IN-AID-FOR CREATION OF CAPITAL ASSETS	48,640,376
1	No.G.20011/20/2019-Stats (IIPS)	13th Jan. 2020	150,000,000		
	Total C		150,000,000		
	Total (A + B+C)		478,700,000	Total	81,921,300

In terms of our report of even date attached.

Certified that the amounts have been utilized for the purpose for which they were intended.

For International Institute for Population Sciences

For K.K. BHAGERIA & CO.
Chartered Accountants
Firm Registration No.:10110698

(AKSHAY GOMASE)
Partner
Membership No.175298
UDIN: 20175298 AAAAB23838
Place: Mumbai
Date: 02-11-2020



अनिकेत चट्टोपाध्याय
Aniket Chattopadhyay
सहायक वित्त अधिकारी
Assistant Finance Officer
अन्तर्राष्ट्रीय जनसंख्या विज्ञान संस्थान
International Institute for Population Sciences
देवनार / Deonar, मुंबई / Mumbai 400 088

Aniket Chattopadhyay
Asst. Finance Officer

Dr. M.K. Kulkarni
Registrar

मंजिरी राने / Manjiri Rane

सहा. कुलसचिव / Asst. Registrar

अन्तर्राष्ट्रीय जनसंख्या विज्ञान संस्थान

International Institute for Population Sciences
विश्वविद्यालय समतुल्य / Deemed University
देवनार / Deonar, मुंबई / Mumbai 400 088

Dr. K. S. James
Director & Sr. Professor

प्रोफेसर के.एस. जेम्स / Prof. K.S. James
निदेशक एवं वरिष्ठ प्रोफेसर / Director & Sr. Professor

अन्तर्राष्ट्रीय जनसंख्या विज्ञान संस्थान
International Institute for Population Sciences
गोवन्दी स्टेशन रोड, देवनार / Govandi Station Road, Deonar
मुंबई / Mumbai - 400 088.

INTERNATIONAL INSTITUTE FOR POPULATION SCIENCES

Govandi Station Road, Deonar, Mumbai- 400 088.

Receipt & Payment for the year 2019-20

Sl	Receipts	Grant-in-aid from MoHFW			Others	Total (Rs.)	Sl	Payments	Grant-in-aid from MoHFW			Others	Total (Rs.)
		Capital Assets	Salaries	General					Capital Assets	Salaries	General		
PARTICULARS													
I	Opening Balances						1	Recurring Expenses					
1	Cash at Bank-SBI A/c No. 54179	12,804,759.00	(2,547,428.00)	(16,735,777.62)	52,508,165.10	46,029,718.48	A	Salary & Allowances					
2	Cash in hand	-	-	22,639.00	-	22,639.00	1	Salaries	-	131,386,851.10	-	-	131,386,851.10
3	FCRA SBI Bank A/c No.57385	-	-	-	5,462,638.19	5,462,638.19	2	Children Education Allowance	-	139,500.00	-	-	1,395,000.00
4	Andhra Bank A/c 8817	-	-	-	1,852,351.14	1,852,351.14	3	Leave Travel Concession (LTC)	-	151,594.00	-	-	1,511,594.00
5	IDBI Bank A/c 72070	-	-	-	4,270,255.70	4,270,255.70	4	Bag Allowance	-	64,787.00	-	-	64,787.00
6	Andhra Bank (flexi) A/c 40120	-	-	-	14,358.50	14,358.50			-	134,358,232.10	-	-	134,358,232.10
7	SBI IPS Provident Fund A/c No 28620	-	-	-	1,285,116.00	1,285,116.00	B. Establishment Expenses						
8	SBI Capital & Other Fund A/c	-	-	-	6,039,831.00	6,039,831.00	1	Pension	-	-	58,968,000.00	-	58,968,000.00
9	SBI IPS Students Fee A/c	-	-	963,895.69	-	963,895.69	2	Extra Work Allowance	-	-	27,717.00	-	27,717.00
		12,804,759.00	-2,547,428.00	-15,749,242.93	71,432,715.63	65,940,803.70	3	Medical Charges	-	-	3,164,142.00	-	3,164,142.00
II	Grant in Aid Salaries	-	157,700,000.00	-	-	157,700,000.00	4	Security Guards Services	-	-	6,036,589.77	-	6,036,589.77
	Grant in Aid General	-	-	171,000,000.00	-	171,000,000.00	5	Institutes Contribution t/w CPF/NPS	-	-	5,051,123.00	-	5,051,123.00
	Grant in Aid Creation of Capital Assets	150,000,000.00	-	-	-	150,000,000.00	6	DCRG	-	-	4,232,116.00	-	4,232,116.00
		150,000,000.00	157,700,000.00	171,000,000.00	-	478,700,000.00	7	Pension Commutation	-	-	10,717,194.00	-	10,717,194.00
III	Misc. Receipts						8	Honorarium	-	-	4,000.00	-	4,000.00
1	Miscellaneous Receipts	-	-	275,095.00	-	275,095.00			-	-	88,200,881.77	-	88,200,881.77
2	License Fee (Rent from staff quarters)	-	-	266,280.00	-	266,280.00	C. Travelling Expenses						
3	Students Tuition Fees	-	-	498,837.50	-	4,988,375.00	1	Travel Staff - India	-	-	2,532,220.00	-	2,532,220.00
4	Students Sports/Cultural fee	-	-	-93,325.00	-	-93,325.00			-	-	2,532,220.00	-	2,532,220.00
5	Students Room Rent	-	-	824,858.00	-	824,858.00	D. Other Administrative Expenses						
6	Bank Interest	-	-	221,397.00	-	221,397.00	i. Office Expenses						
7	Interest Recd. FD Short Term	-	-	407,969.00	-	407,969.00	1	Advertisement & Publicity	-	-	2,708,165.00	-	2,708,165.00
8	Water & Electricity charges	-	-	39,290.00	-	39,290.00	2	Audit Fees	-	-	61,360.00	-	61,360.00
9	Interest on Staff Advances	-	-	45,167.00	-	45,167.00	3	Bank Charges	-	-	26,158.80	-	26,158.80
10	RTI Information	-	-	160.00	-	160.00	4	Conveyance	-	-	36,608.00	-	36,608.00
11	Application Form Processing Fee	-	-	993,007.00	-	993,007.00	5	Convocation/Founder Day Exp.	-	-	750,490.00	-	750,490.00
12	Interest on Andhra Bank	-	-	32,965.00	-	32,965.00	6	Electricity Charges	-	-	6,286,843.71	-	6,286,843.71
13	Interest on FCRA Bank	-	-	186,077.00	-	186,077.00	7	Hindi Workshop Exp.	-	-	1,67,741.00	-	1,67,741.00
		-	-	8,187,315.00	-	8,187,315.00	8	Insurance	-	-	1,03,927.00	-	1,03,927.00
IV	Other & Project Receipts						9	Internet Charges	-	-	29,056.00	-	29,056.00
	A. Non-Consolidating Projects						10	Legal Charges	-	-	14,500.00	-	14,500.00
1	IIPS Swabhiman Project	-	-	-	904,827.50	9,048,275.00	11	Petrol, Oil and Lubricant	-	-	11,12,227.00	-	11,12,227.00
2	IIPS ICM Project	-	-	-	32,392,800.00	3,239,280.00	12	Postage & Courier	-	-	1,32,144.00	-	1,32,144.00
3	IIPS-GSM Project-A E M -Workshop	-	-	-	220,000.00	220,000.00	13	Professional Fees	-	-	99,503.50	-	99,503.50
4	IIPS -MPUM UNICEF Project	-	-	-	38,18,700.00	3,818,700.00	14	Rates & Taxes	-	-	893,788.00	-	893,788.00
5	IIPS - CNNS Project	-	-	-	1,010,800.00	1,010,800.00	15	Refreshment Expenses	-	-	281,649.00	-	281,649.00
6	IIPS - Child Marriage Study Project	-	-	-	565,903.00	565,903.00	16	Registration Fee	-	-	82,848.00	-	82,848.00
7	IIPS GEH Project	-	-	-	11,180,682.00	11,180,682.00	17	CPWD Revenue Expenses	-	-	-	-	-
8	IIPS - SAMARTH - WHO Project	-	-	-	1,335,420.00	1,335,420.00	18	Maint of Hostel	-	-	424,323.00	-	424,323.00
9	IIPS - PCASM Project	-	-	-	2,351,500.00	2,351,500.00	19	Staff Welfare Activities	-	-	63,720.00	-	63,720.00
10	IIPS - Piramal Swasthya Project	-	-	-	578,880.00	578,880.00	20	Stationery & Printing	-	-	2,066,651.40	-	2,066,651.40
11	IIPS - PMMVY Project	-	-	-	565,400.00	565,400.00	21	Sundry Expenses	-	-	1,10,564.00	-	1,10,564.00
12	IIPS - WHO SAGE A/c	-	-	-	20,060.00	20,060.00	22	Telephone Charges	-	-	206,938.00	-	206,938.00
13	IIPS -UNFPA - Youth & Ageing Project	-	-	-	48,643,200.00	4,864,320.00	23	Interest on GST TDS	-	-	687.00	-	687.00
14	SERB PAA A/c	-	-	-	1,67,698.00	1,67,698.00			-	-	15,554,423.91	-	15,554,423.91
15	Short Term Course (Himachal Pradesh)	-	-	-	633,938.00	633,938.00			-	-	-	-	-
16	Population Projection Project	-	-	-	515,731.00	515,731.00			-	-	-	-	-
17	IIPS National Council of Appl. Econo	-	-	-	607,327.00	607,327.00			-	-	-	-	-
		-	-	-	40,723,914.00	40,723,914.00			-	-	-	-	-

SI	Receipts	Grant-in-aid from MoHFW			Others	Total (Rs.)	SI	Payments	Grant-in-aid from MoHFW			Others	Total (Rs.)
		Capital Assets	Salaries	General					Capital Assets	Salaries	General		
	C.Regular Courses	-	-	-				ii) Bldg. Maint Expenses	-	-	-	-	
1	EMS Distance Education	-	-	-	1335075.00	1,335,075.00	1	Academic Building	-	-	229640.25	-	229,640.25
2	Short Term Course ISS (CSO)18-19	-	-	-	-	-	2	Administrative Building	-	-	303568.00	-	303,568.00
		-	-	-	1,335,075.00	1,335,075.00	3	Furniture & Fittings	-	-	53570.00	-	53,570.00
	D.Salary Deductions	-	-	-			4	Garden	-	-	245215.00	-	245,215.00
1	Employees Co-op. Credit Society	-	-	-	8437884.00	8,437,884.00	5	Guest House	-	-	52143.00	-	52,143.00
2	Income Tax	-	-	-	23211711.00	23,211,711.00	6	Hostel Building	-	-	307979.25	-	307,979.25
3	Insurance Premium LIC	-	-	-	921184.20	921,184.20	7	Institutes Vehicle	-	-	94951.00	-	94,951.00
4	Profession Tax	-	-	-	599475.00	599,475.00	8	Library-cum-Computer Bldg	-	-	328822.25	-	328,822.25
5	TDS	-	-	-	1090375.00	1,090,375.00	9	Library	-	-	167236.00	-	167,236.00
6	Group Insurance	-	-	-	537739.00	537,739.00	10	Staff Quarters	-	-	428114.25	-	428,114.25
7	TDS GST Receivable	-	-	-	5,347,374.00	5,347,374.00			-	-	2,211,239.00	-	2,211,239.00
		-	-	-	40,145,742.20	40,145,742.20		iii. Computer & Equipment Maintenance Charges	-	-	-	-	
	E.Fund Interest	-	-	-			1	Computers	-	-	772225.00	-	772,225.00
1	CPF/GPF Investments Interest	-	-	-	4104151.00	4,104,151.00	2	Equipments	-	-	150682.00	-	150,682.00
2	Interest on Awards Payable	-	-	-	69631.00	69,631.00			-	-	922,907.00	-	922,907.00
3	Interest on IDF	-	-	-	10296099.00	10,296,099.00		II A. Plan Revenue Expenditure	-	-	-	-	
4	Interest on Pension Fund	-	0	-	564272.00	564,272.00	1	Fellowship in Demography	-	-	31,300,615.00	-	31,300,615.00
		-	-	-	15,034,153.00	15,034,153.00	2	IT & Software (Rev)	-	-	7587484.00	-	7,587,484.00
	F.Deposits Payable	-	-	-			3	Outsourcing Services	-	-	11312947.00	-	11,312,947.00
1	Deposit from Contractor	-	-	-	54826.00	54,826.00	4	Research Project	-	-	6,275,857.00	-	6,275,857.00
2	Library Books Deposit	-	-	-	320000.00	320,000.00	5	Seminar in Demography	-	-	4,385,001.82	-	4,385,001.82
3	Student Dining Hall Deposit	-	-	-	520000.00	520,000.00	6	Short Term Course 2019-20	-	-	66,391.00	-	66,391.00
		-	-	-	894,826.00	894,826.00	7	Travelling Allowance (Foreign)	-	-	580325.00	-	580,325.00
	Investment/Transfer of Funds	-	-	-			8	Short Term Course MOHFW	-	-	903,315.00	-	903,315.00
	A. Investment Short Term Deposit	-	-	-			9	Study Tour	-	-	108636.00	-	108,636.00
1	FD against Short Term Deposit -SBI	-	-	-	120000000.00	120,000,000.00			-	-	62,520,571.82	-	62,520,571.82
		-	-	-	120,000,000.00	120,000,000.00		B. Assets	-	-	-	-	
	B. Provident Fund Investments	-	-	-				Grant in Aid (Plan Capital)	-	-	-	-	
1	FD against CPF/GPF - AB	-	-	-	15058110.00	15,058,110.00	1	Furniture & Fittings	409658.00	-	-	-	409,658.00
2	FD against CPF/GPF Govt. Bond	-	-	-	2004500.00	2,004,500.00	2	Capital WIP CPWD Aca. & Guest H	-	-	-	-	-
3	Investment Vijaya Bank GPF/CPF	-	-	-	18285000.00	18,285,000.00	3	Capital WIP CPWD New Project	100002432.00	-	-	-	100,002,432.00
		-	-	-	35,347,610.00	35,347,610.00	4	Buildings	-	-	-	-	-
	C. Students Award Investments	-	-	-			5	Staff Quarters at nerul	-	-	-	-	-
1	Dr. Chandrasekharan Award	-	-	-	360816.00	360,816.00	6	Library Books	15,460,330.00	-	-	-	15,460,330.00
2	Cash Award CFPI	-	-	-	1,000.00	1,000.00	7	Computer & Peripherals	969500.00	-	-	-	969,500.00
3	FD Against Dr. JR Rele Award	-	-	-	30000.00	30,000.00	8	Equipments	2,150,382.00	-	-	-	2,150,382.00
4	FD Against Dr. K. Srinivasan Award	-	-	-	15000.00	15,000.00	9	IT & Software Packages	1852461.00	-	-	-	1,852,461.00
5	FD Against Dr. P. N. Mari Bhat Award	-	-	-	100000.00	100,000.00			120,844,763.00	-	-	-	120,844,763.00
		-	-	-	506,816.00	506,816.00		III Deposits/Advances	-	-	-	-	
		-	-	-			1	Advances (Contingencies)	-	-	-	1628046.00	1,628,046.00
		-	-	-			2	Advance to UGC Students	-	-	-	1140000.00	1,140,000.00
		-	-	-			3	Imprest Advance	-	-	-	5,000.00	5,000.00
		-	-	-			4	Security Deposit BSES/Reliance	-	-	-	34380.00	34,380.00
		-	-	-			5	Prepaid Library Books	-	-	-	-	-
		-	-	-			6	Advance with CPWD	1,372,804.00	-	21187748.00	-	22,560,552.00
		-	-	-			7	Advance with NIC	-	-	3077484.00	-	3,077,484.00
		-	-	-			8	Security Deposit with MTNL	-	-	0.00	32,000.00	32,000.00
		-	-	-			9	Advance to Supplier	-	-	0.00	580552.00	580,552.00
		-	-	-			10	Advance for LTC	-	-	-	1204700.00	1,204,700.00
		-	-	-					1,372,804.00	-	24,265,232.00	4,624,678.00	30,262,714.00

144

SI	Receipts	Grant-in-aid from MoHFW			Others	Total (Rs.)	SI	Payments	Grant-in-aid from MoHFW			Others	Total (Rs.)
		Capital Assets	Salaries	General					Capital Assets	Salaries	General		
								C. Investments Provident Fund					
1								FD Investment CPF/GPF AB	-	-	-	15058110.00	15,058,110.00
2								FD Investment CPF/GPF SBI	-	-	-	22500000.00	22,500,000.00
3								Investment Vijaya Bank GPF/CPF	-	-	-	18285000.00	18,285,000.00
									-	-	-	55,843,110.00	55,843,110.00
								D. Investments Students Award Fund					
1								Dr. Chandrashekharan Award	-	-	-	360816.00	360,816.00
2								FD Against Dr. JR Rele Award	-	-	-	30000.00	30,000.00
3								Cash Award CFPI A/c	-	-	-	1,000.00	1,000.00
4								FD Against Dr. K. Srinivasan Award	-	-	-	15000.00	15,000.00
5								FD Against Dr. P. N. Mari Bhat Award	-	-	-	100000.00	100,000.00
									-	-	-	506,816.00	506,816.00
								E. Investments IIPS Fund					
1								Hostel Improvement Fund	-	-	-	750000.00	750,000.00
2								Institute Development Fund	-	-	-	313780752.00	313,780,752.00
									-	-	-	314,530,752.00	314,530,752.00
								F. Investments IIPS Pension Fund					
1								FD-Investment Pension Fund Andhra A/c	-	-	-	1000000.00	1,000,000.00
2								FD-Investment Pension Fund SBI A/c	-	-	-	1000000.00	1,000,000.00
3								FD-Invest. Pension Fund Vijaya Bank	-	-	-	3050000.00	3,050,000.00
									-	-	-	5,050,000.00	5,050,000.00
								VII Reserve & Surplus					
1								Improvement of Hostel Accom.	-	-	-	196538.00	196,538.00
2								Institute Development Fund	-	-	-	-	-
									-	-	-	196,538.00	196,538.00
								VIII Earmarked/Endowment Fund					
1								New Pension Scheme	-	-	-	3702594.00	3,702,594.00
2								General Provident Fund	-	-	-	9210352.00	9,210,352.00
									-	-	-	12,912,946.00	12,912,946.00
								Total	122,217,567.00	134,358,232.10	196,207,475.50	655,824,976.20	1,108,608,250.40



For K.K. BHAGERIA & CO.
Chartered Accountants
Firm Registration No.:101106W

(AKSHAY GOMASE)
Partner
Membership No.175298
UDIN: 20175298
Place: Mumbai
Date: 02-11-2020

For International Institute for Population Sciences

अनिकेत चट्टोपाध्याय
Aniket Chattopadhyay
सहायक वित्त अधिकारी
Assistant Finance Officer
अन्तर्राष्ट्रीय जनसंख्या विज्ञान संस्थान
International Institute for Population Science
देवनार / Deonar, मुंबई / Mumbai 400088


Prof. K.S. James
Director & Sr. Professor
प्रोफेसर के.एस. जेम्स / Prof. K.S. James
निदेशक एवं वरिष्ठ प्रोफेसर / Director & Sr. Professor
अन्तर्राष्ट्रीय जनसंख्या विज्ञान संस्थान
International Institute for Population Sciences
गोवंडी स्टेशन रोड, देवनार / Govandi Station Road, Deonar
मुंबई / Mumbai - 400 088.