



# International Institute for Population Sciences (IIPS)

*Internal Quality Assurance Cell*  
(Accredited by NAAC with A grade)



## Report of Alumni Feedback on Curriculum ANALYSIS OF TEACHER'S FEEDBACK SESSION 2023 – 2024

## **Report of Alumni Feedback on Curriculum ANALYSIS OF TEACHER'S FEEDBACK**

Internal Quality Assurance Cell (IQAC) of IIPS has the mandate to design and collect feedback from its stakeholders to monitor and evaluate its quality on curriculum and curriculum-related issues. The feedback forms were collected from teachers on several aspects of the curriculum and its learning-related issues in terms of quality, competence, skills and professionalism. The sample size of teachers' feedback was 20 teachers from different departments collected with the help of google form. The responses are scored over a five-point scale (Strongly agree, Agree, neutral, Disagree, strongly disagree) which reflected the viewpoints of faculty members from the different departments. IQAC taken the suggestions and discuss with authorities and accordingly authorities given the instructions to the departments for better quality improvement in the curriculum design and teaching learning process.

### **QUESTIONNAIRE ON TEACHERS FEEDBACK**

#### **Curriculum, Teaching, Learning and Evaluation**

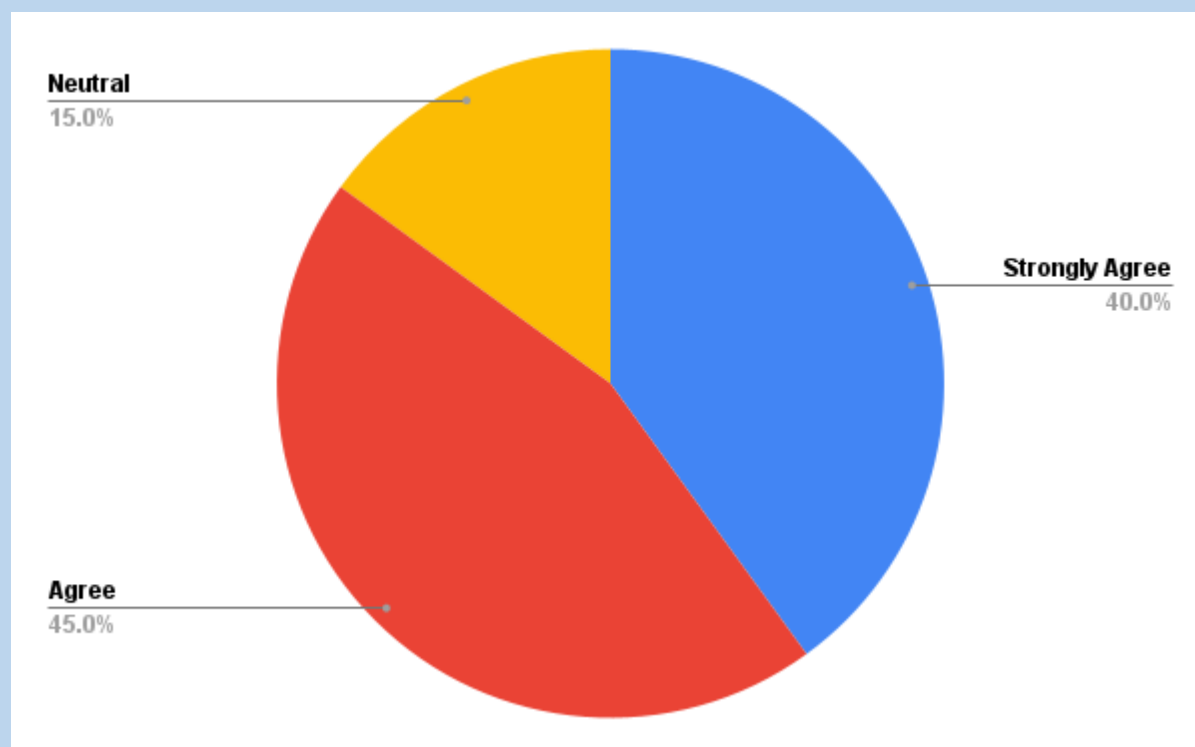
<b>Question No.</b>	<b>Question</b>
1	The curriculum and Syllabus are need-based.
2	The course outcomes are well-defined and clear.
3	A sufficient number of relevant reading materials and digital resources are available in the Library.
4	The course has a good balance between theory and application
5	The course/syllabus increased my knowledge and perspective in the subject area.
6	I have the freedom to propose, modify, suggest and incorporate new topics in the syllabus through the proper forum.
7	I have the freedom to adopt new techniques/education tools /strategies in teaching.
8	I can achieve the minimum required course outcome attainment level for my class.
9	I have taken sufficient steps to provide assistance to slow learners
10	I have contributed to the curriculum and/or syllabus revision.

## Rating Category

Sl. No.	Category
1	Strongly Agree
2	Agree
3	Neutral
4	Disagree
5	Strongly Disagree

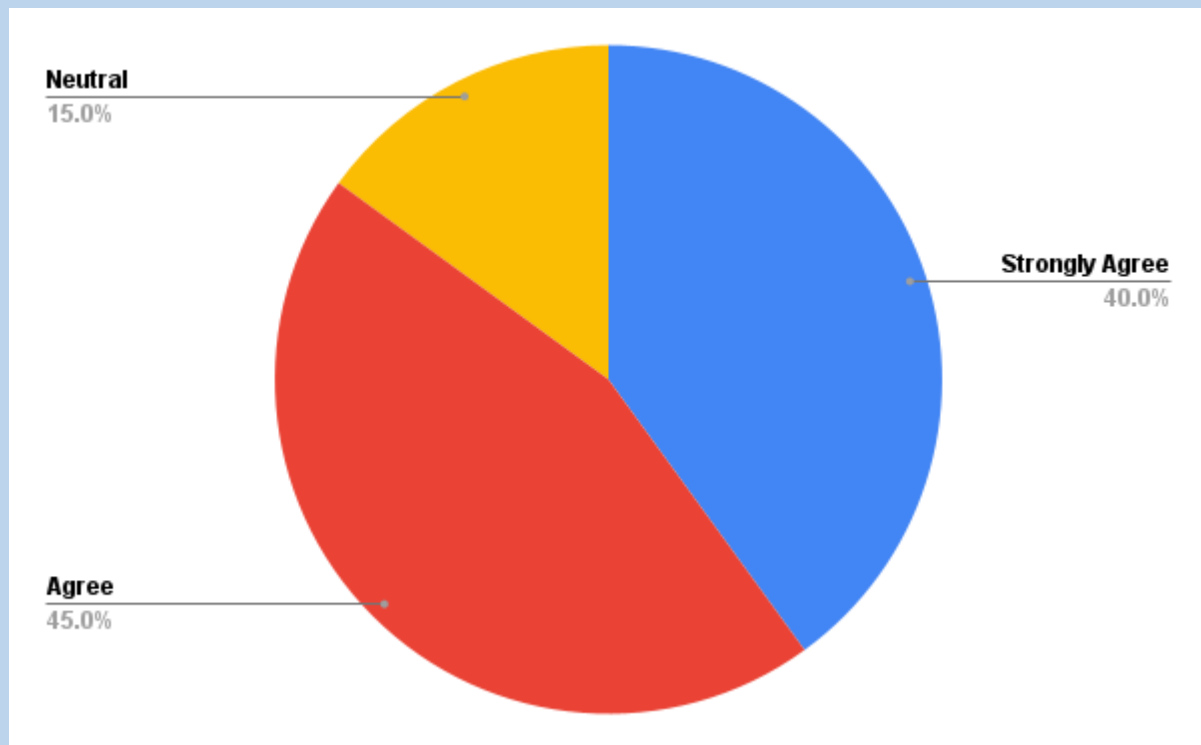
### FEEDBACK ANALYSIS AND INTERPRETATION

Question 1. Curriculum and Syllabus are need-based.



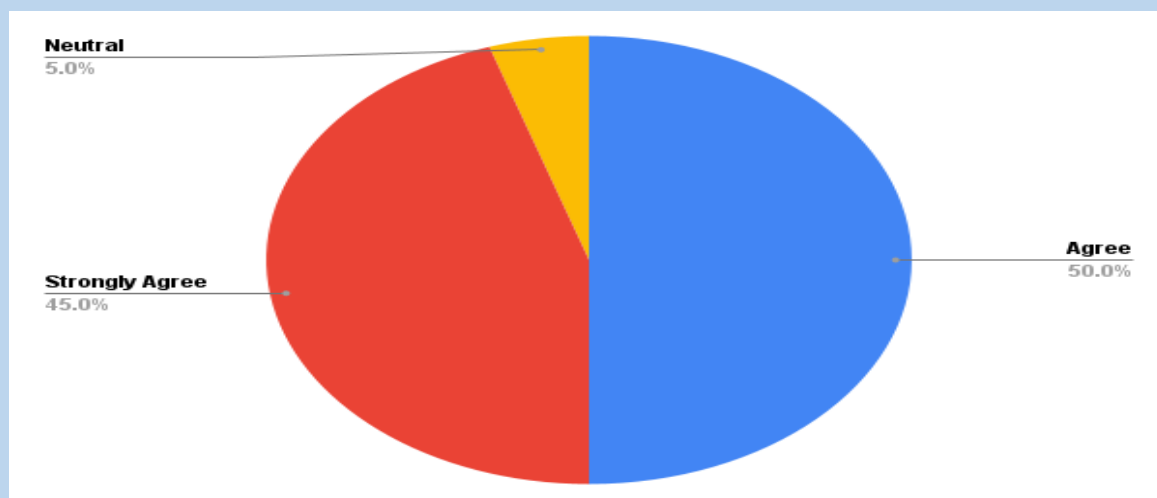
40% of the faculty members were strongly agreed that the Curriculum and Syllabus are need-based while 45% and 15% of the faculty members were agreed and neutral to it respectively.

**Question 2. The course outcomes are well defined and clear.**



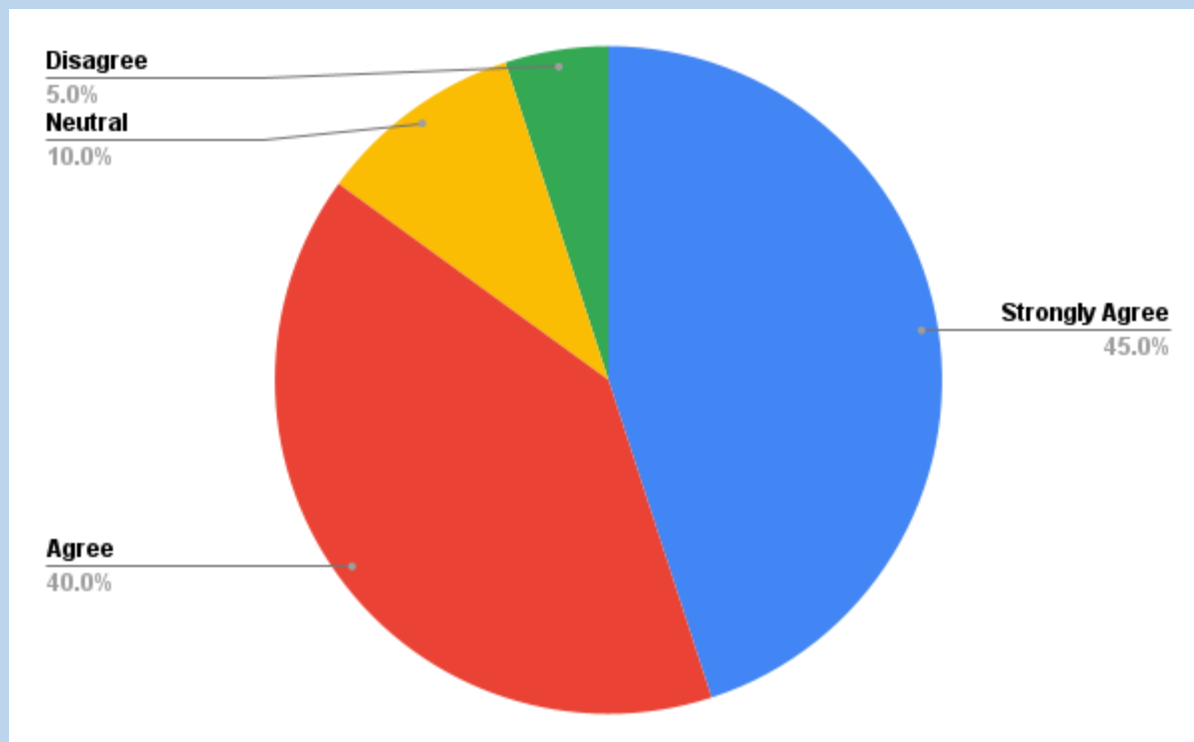
40% of the faculty members were strongly agreed that the course outcomes are well defined and clear while 45% and 15% of the faculty members were agreed and neutral to it respectively.

**Question 3. A sufficient number of relevant reading materials and digital resources are available in the Library.**



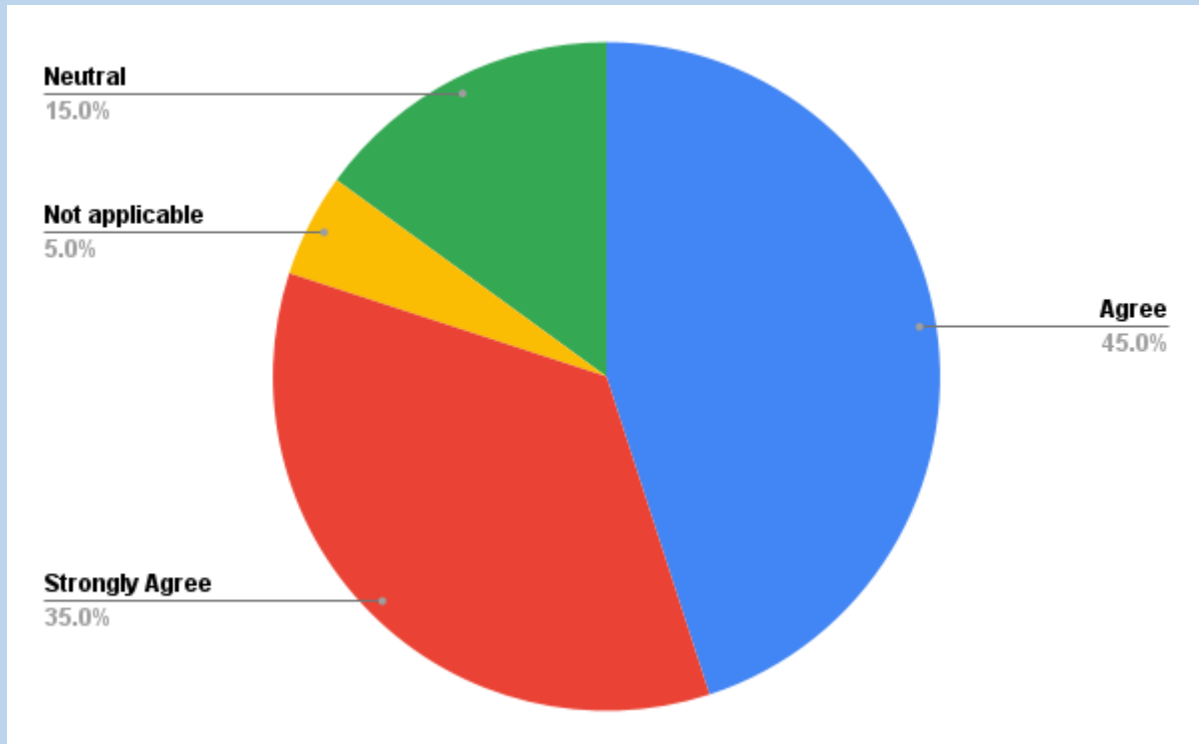
45% of the faculty members were strongly agreed that a sufficient number of relevant reading materials and digital resources are available in the Library while 50% and 5% of the faculty members were agreed and neutral to it respectively.

**Question 4. The course has a good balance between theory and application**



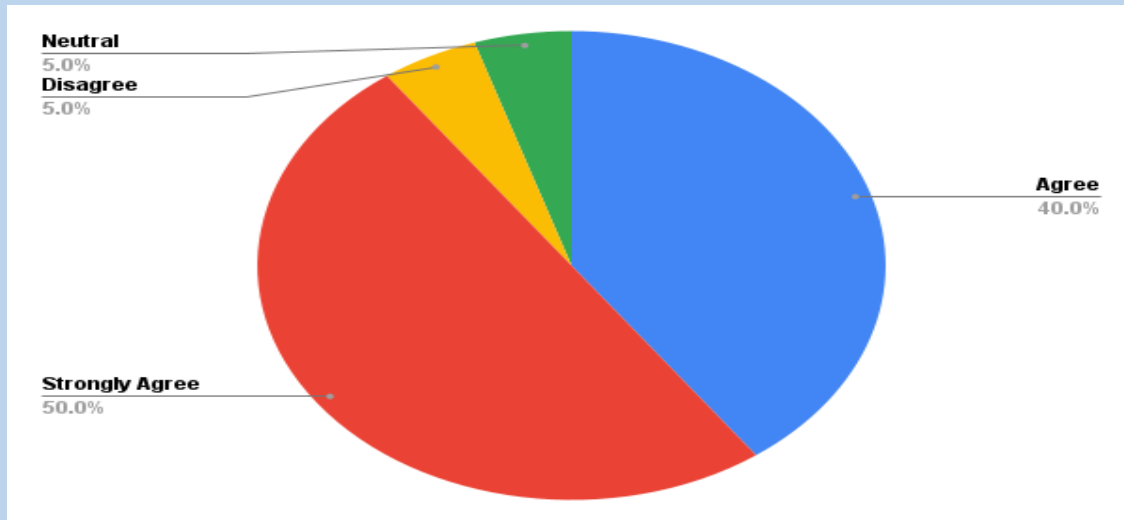
45% of the faculty members were strongly agreed that the course has a good balance between theory and application while 40% and 10% of the faculty members were agreed and neutral to it respectively. Rest of the 5% faculty members opined it as disagree.

**Question 5. The course/syllabus increased my knowledge and perspective in the subject area.**



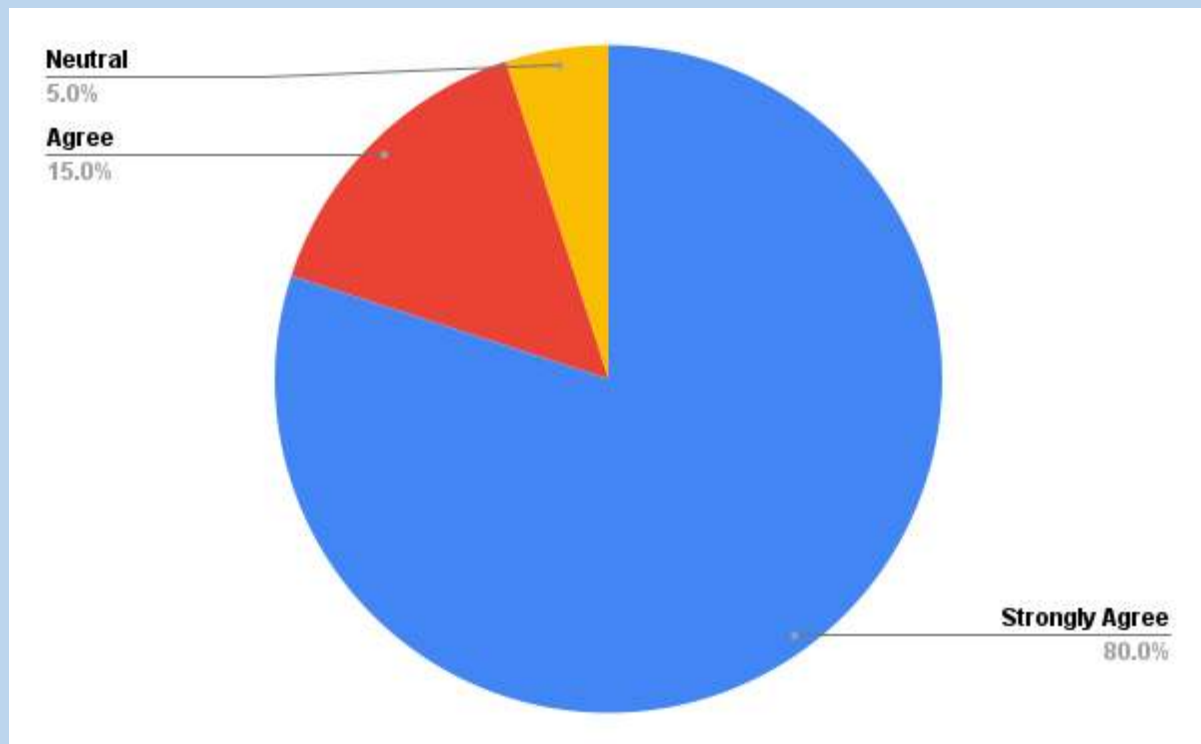
35% of the faculty members were strongly agreed that the course/syllabus increased my knowledge and perspective in the subject area while 45% and 15% of the faculty members were agreed and neutral to it respectively. Rest of the 5% faculty members opined it as Not applicable.

**Question 6. I have the freedom to propose, modify, suggest and incorporate new topics in the syllabus through the proper forum.**



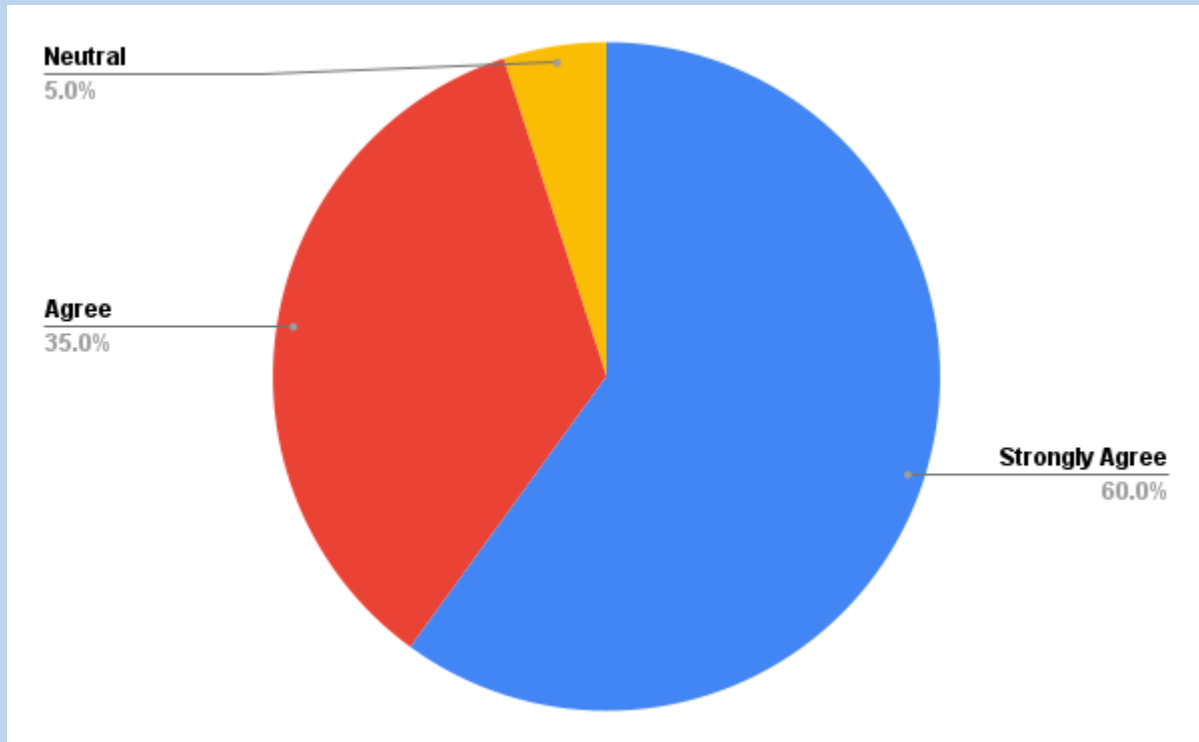
50% of the faculty members were strongly agreed that I have the freedom to propose, modify, suggest and incorporate new topics in the syllabus through the proper forum while 40% and 5% of the faculty members were agreed and neutral to it respectively. Rest of the 5% faculty members opined it as Disagree.

**Question 7. I have the freedom to adopt new techniques/education tools /strategies in teaching.**



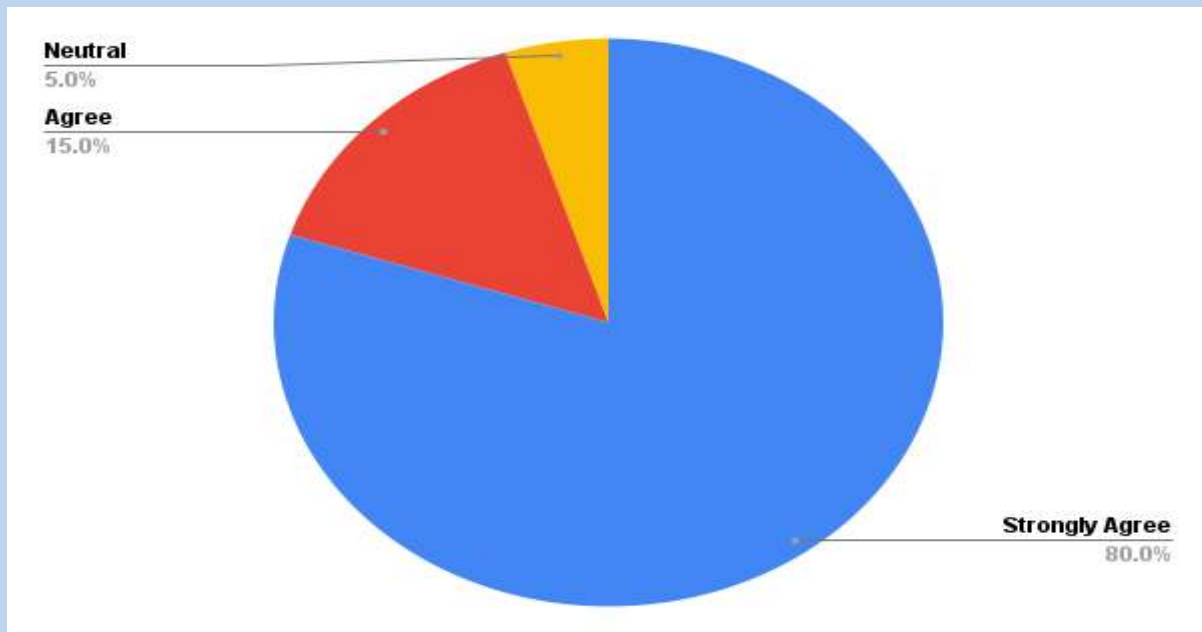
80% of the faculty members were strongly agreed that I have the freedom to adopt new techniques/education tools /strategies in teaching while 15% and 5% of the faculty members were agreed and neutral to it respectively.

**Question 8. I can achieve the minimum required course outcome attainment level for my class.**



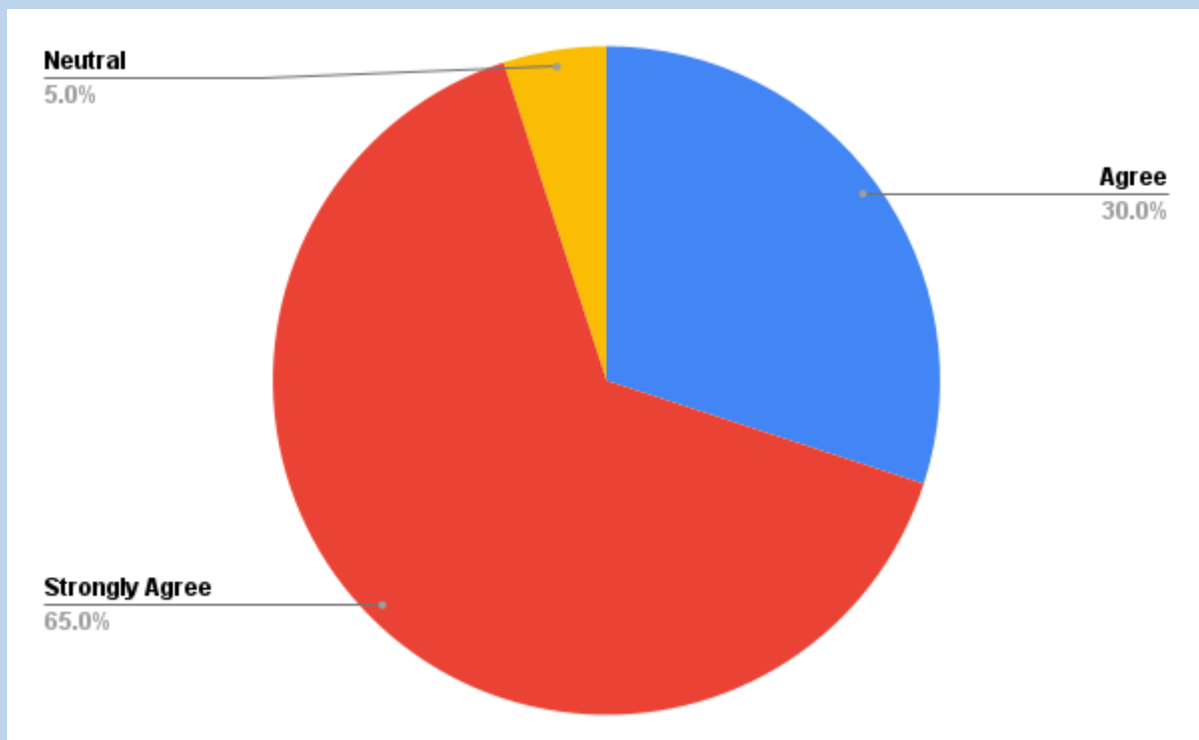
60% of the faculty members were strongly agreed that I can achieve the minimum required course outcome attainment level for my class while 35% and 5% of the faculty members were agreed and neutral to it respectively.

**Question 9. I have taken sufficient steps to provide assistance to slow learners**



80% of the faculty members were strongly agreed that I have taken sufficient steps to provide assistance to slow learners while 15% and 5% of the faculty members were agreed and neutral to it respectively.

**Question 10. I have contributed to the curriculum and/or syllabus revision.**



65% of the faculty members were strongly agreed that I have contributed to the curriculum and/or syllabus revision while 30% and 5% of the faculty members were agreed and neutral to it respectively.

### **Analysis and Interpretation of Salient Findings**

1. It has been observed that 85 per cent of faculty members agreed with the statement that curriculum and syllabus are need-based, whereas fifteen percent were neutral to the statement.
2. It has been noticed that a maximum of teachers (85%) agreed with the statement that the course outcome of their subject is well-defined. Thus it is concluded that IIPS has well-defined course outcomes and students are developing problem-solving skills. The teachers said that clear vision and mission statements can result in valuable course outcomes.
3. It was found that 95 percent of teachers agreed that at IIPS a sufficient number of reading material and digital resources are available.
4. 90% of faculty have expressed satisfaction at their involvement in revision of course curriculum and syllabus, providing them avenues to express their viewpoints.

### **Suggestions**


1. Suggestions to include employment needs /societal needs / industrial needs / application-based aspects in the syllabus.
2. Suggestions for Smart classrooms, teaching tools/ laboratory equipment availability/reading material available for the teaching-learning process.
3. As per today's requirement, the changes in the syllabus will be done by considering the NEP-2020 guidelines



# Internal Quality Assurance Cell

## International Institute for Population Sciences (IIPS), Mumbai

(Accredited by NAAC with A grade)



## Alumni Feedback on Curriculum Academic Year

2023 – 2024

### Report of Alumni Feedback on Curriculum

In December 2024, IIPS has taken feedback on curriculum of all the Masters Programme offered by the Institute. Under the guidance of Internal Quality Assurance Cell, the Institute has collected feedback through google form from the alumni and 74 alumni responded to the survey.

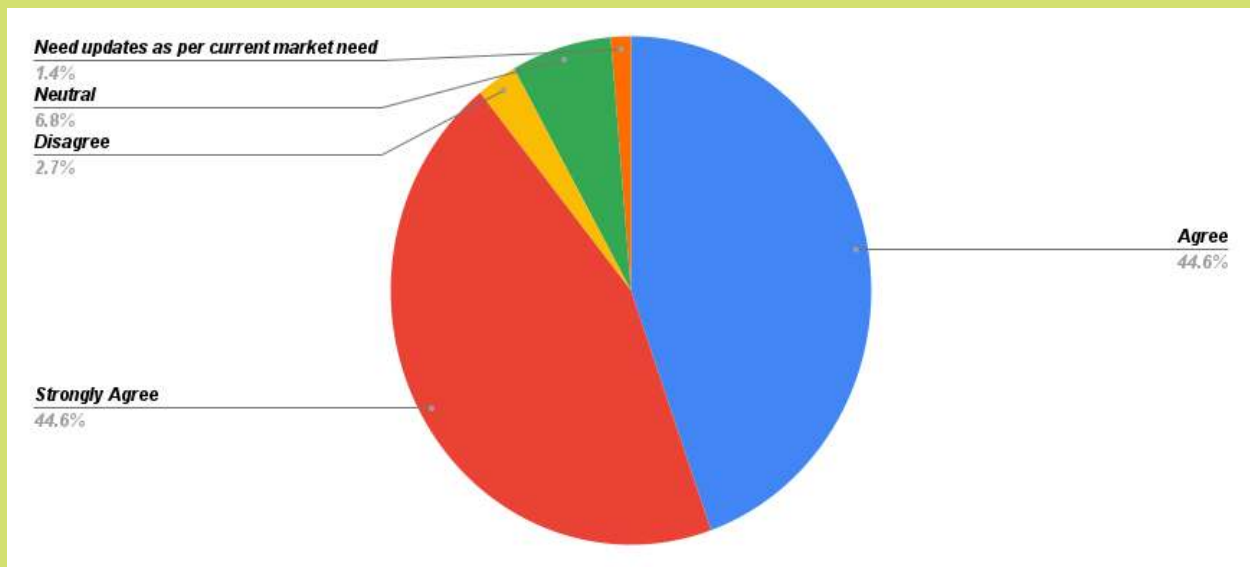
### **The Feedback Questionnaire**

<b>Question No.</b>	<b>Question</b>
<b>1</b>	Programme syllabus was well structured
<b>2</b>	Syllabus was updated enough
<b>3</b>	Syllabus fulfilled your expectations
<b>4</b>	Syllabus intellectually stimulated
<b>5</b>	Syllabus was tuned with UGC-NET/JRF
<b>6</b>	Syllabus helped to attain new skill
<b>7</b>	Syllabus provides opportunity for research activities
<b>8</b>	Syllabus encouraged Extra learning or self-learning
<b>9</b>	Project work/internship offered under your syllabus was challenging and constructive
<b>10</b>	Syllabus focused on employability

### **Rating Category**

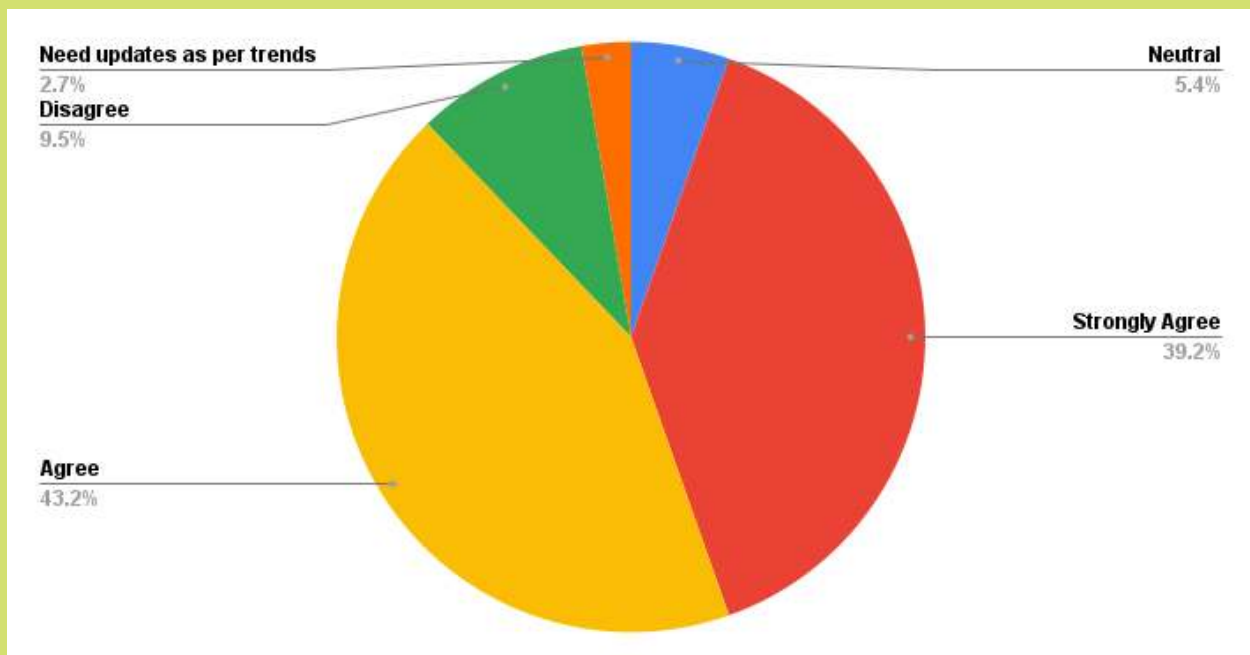
<b>Sl. No.</b>	<b>Category</b>
<b>1</b>	Strongly Agree
<b>2</b>	Agree
<b>3</b>	Neutral
<b>4</b>	Disagree
<b>5</b>	Strongly Disagree

### **Question 1. Programme syllabus was well structured**



44.6% of the respondents were agree and strongly agreed that the Programme syllabus was well structured while 6.8% of the respondents were neutral to it. Rest of the 2.7% and 1.4% opined it as disagree and Need updates as per current market need respectively.

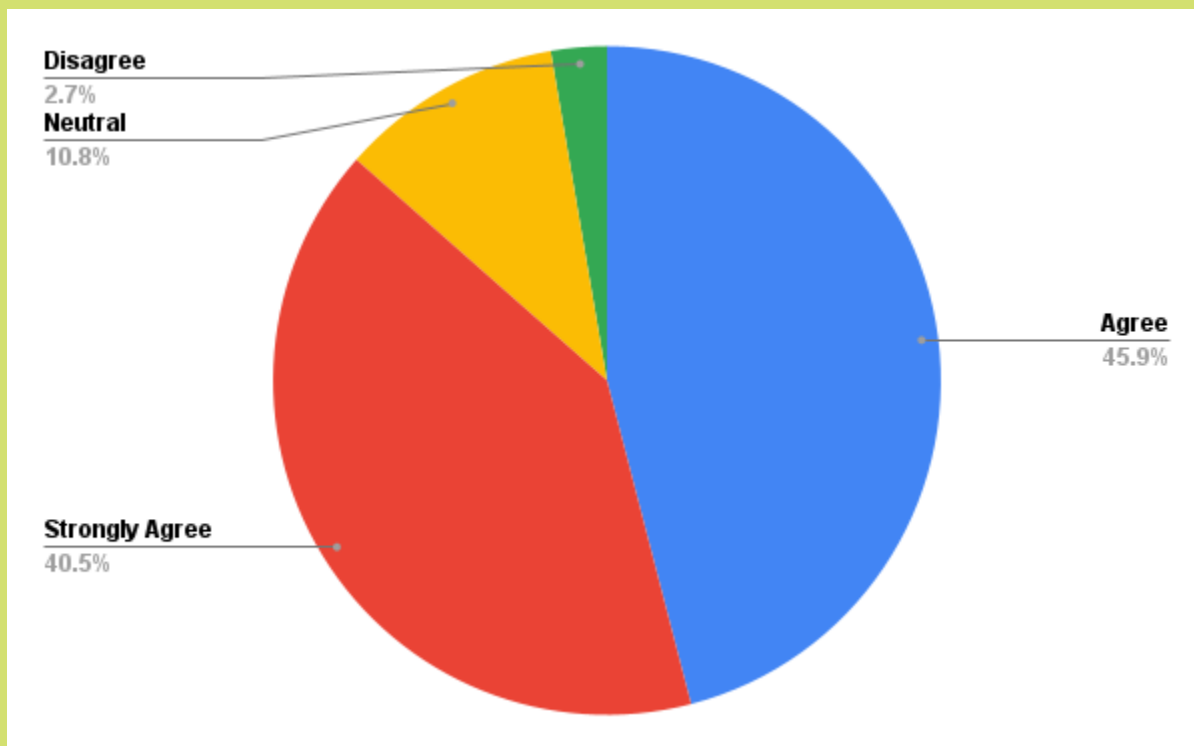
## Question 2. Syllabus was updated enough



39.2% of the respondents were strongly agreed that the Syllabus was updated enough while

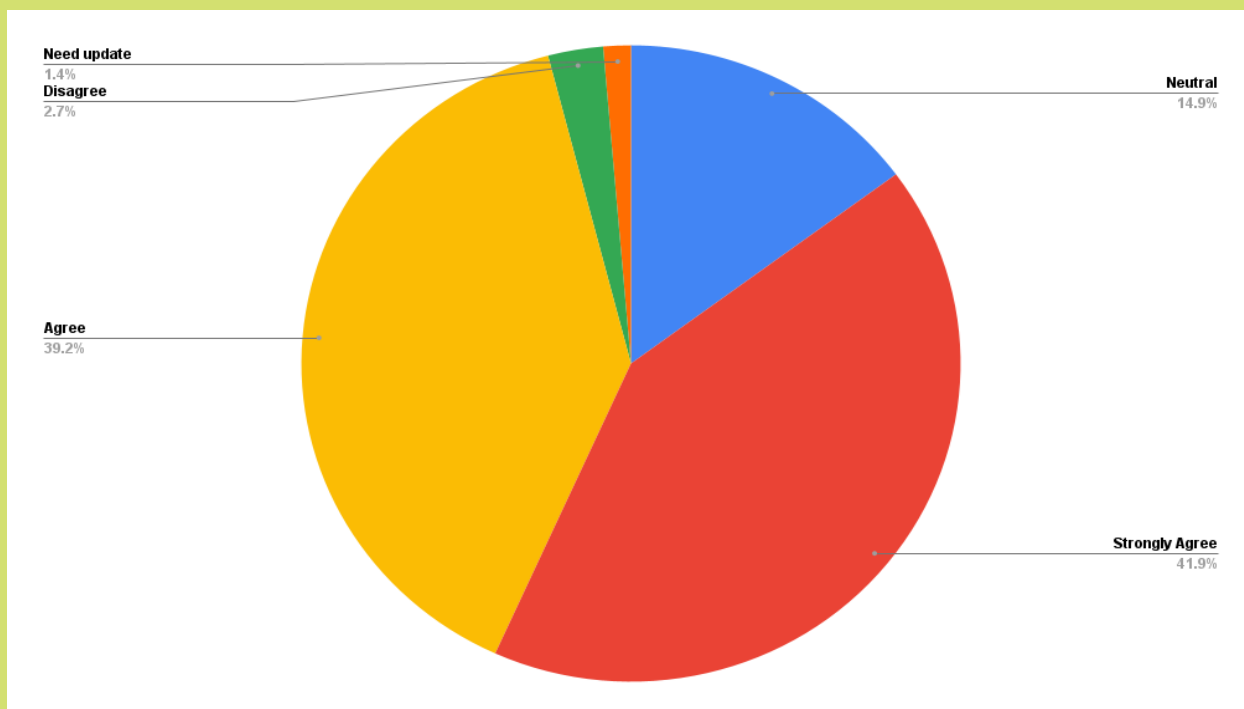
43.2% and 5.4% of the respondents were agreed and neutral to it respectively. Rest of the 9.5% and 2.7% opined it as disagree and need updates as per trends respectively.

### Question 3. Syllabus fulfilled your expectations



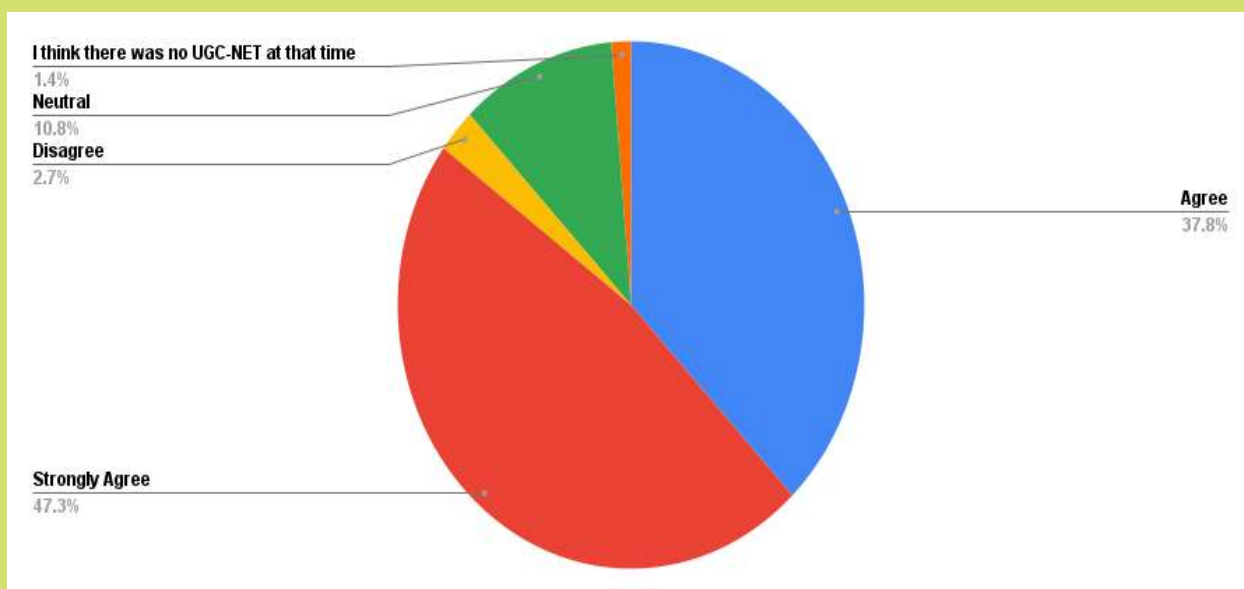
40.5% of the respondents were strongly agreed that the Syllabus fulfilled your expectations whereas 45.9% and 10.8% of the respondents were agreed and neutral to it respectively. Rest of the 2.7% opined it as disagree.

### Question 4. Syllabus intellectually stimulated



41.9% of the respondents were strongly agreed that the Syllabus intellectually stimulated whereas 39.2% and 14.9% of the respondents were agreed and neutral to it respectively. Rest of the 2.7% and 1.4% opined it as disagree and need update respectively.

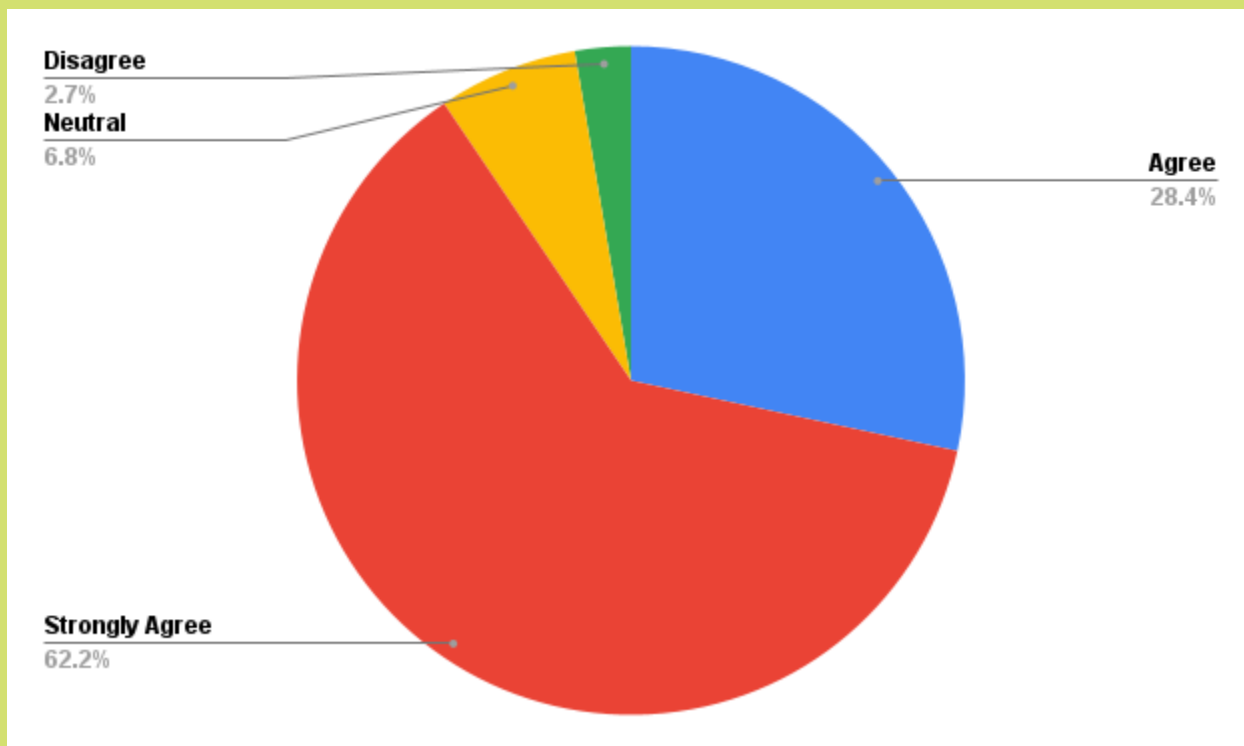
### Question 5. Syllabus was tuned with UGC-NET/JRF



47.3% of the respondents were strongly agreed that the Syllabus was tuned with UGC-NET/JRF whereas 37.8% and 10.8% of the respondents were agreed and neutral to it

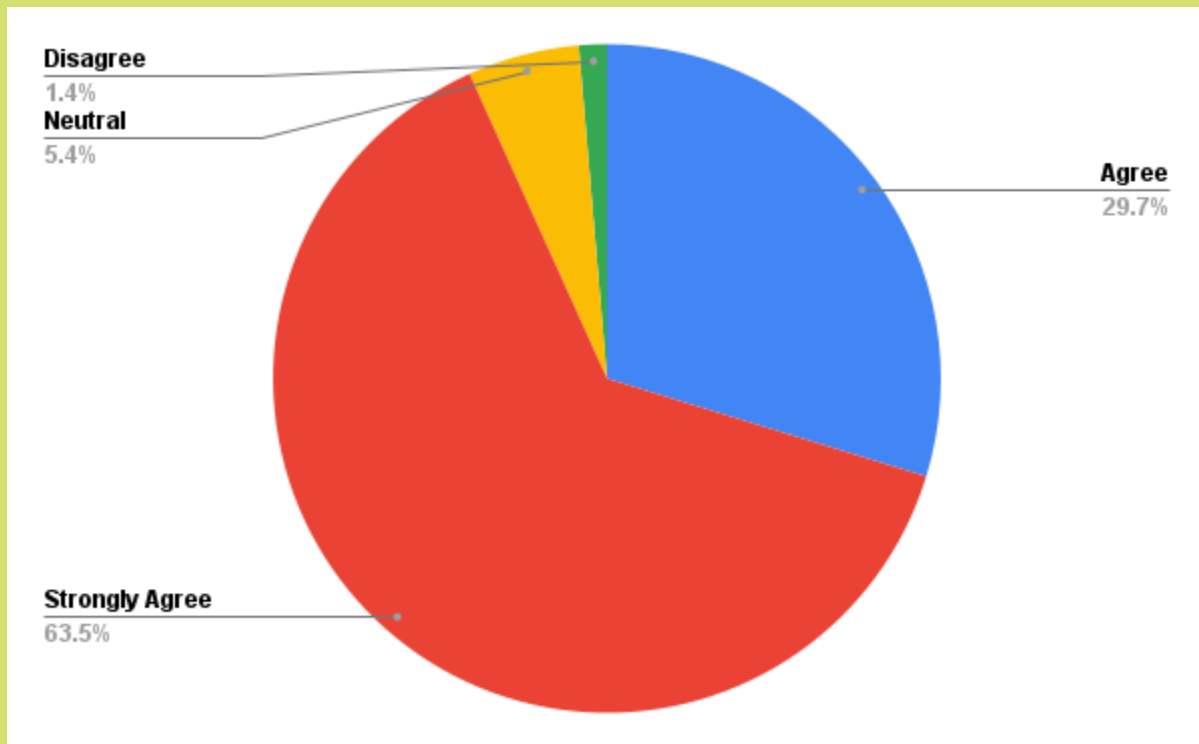
respectively. Rest of the 2.7% and 1.4% opined it as disagree and there was no UGC-NET at that time respectively.

#### **Question 6. Syllabus helped to attain new skill**



62.2% of the respondents were strongly agreed that the Syllabus helped to attain new skill whereas 28.4% and 6.8% of the respondents were agreed and neutral to it respectively. Rest of the 2.7% opined it as disagree.

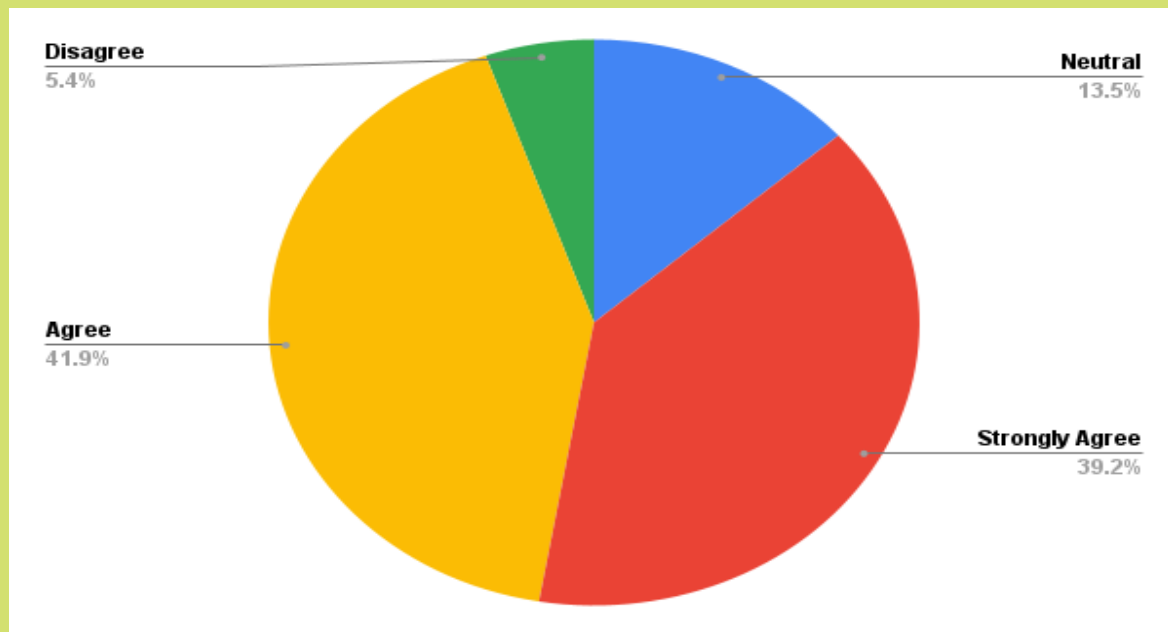
### Question 7. Syllabus provides opportunity for research activities



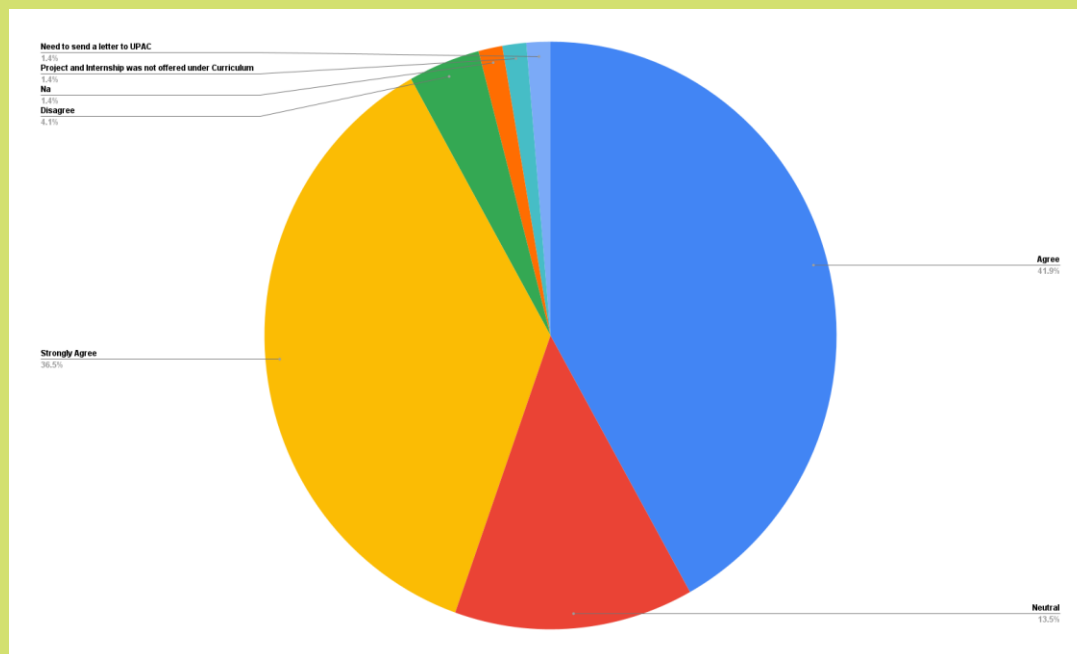
63.5% of the respondents were strongly agreed that the Syllabus provides opportunity for research activities whereas 29.7% and 5.4% of the respondents were agreed and neutral to it respectively. Rest of the 1.4% opined it as disagree.

### Question 8. Syllabus encouraged Extra learning or self-learning

39.2% of the respondents were strongly agreed that the Syllabus encouraged Extra learning or self-learning whereas 41.9% and 13.5% of the respondents were agreed and neutral to it respectively. Rest of the 5.4% opined it as disagree.



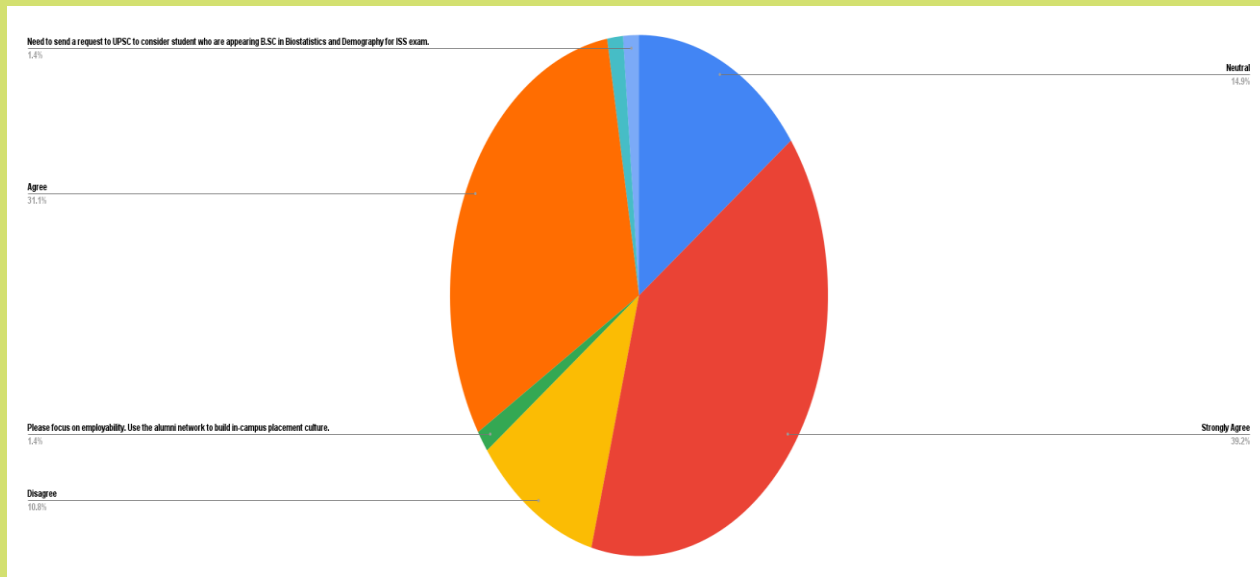
**Question 9. Project work/internship offered under your syllabus was challenging and constructive**



36.5% of the respondents were strongly agreed that the project work/internship offered under your syllabus was challenging and constructive whereas 41.9% and 13.5% of the respondents were agreed and neutral to it respectively. Rest of the 4.1% and 1.4% opined it as disagree and Need to send a letter to UPAC, NA, Project and internship not offered under curriculum

respectively.

### Question 10. Syllabus focused on employability



39.2% of the respondents were strongly agreed that the Syllabus focused on employability whereas 31.1% and 14.9% of the respondents were agreed and neutral to it respectively. Rest of the 10.8% and 1.4% opined it as disagree and please focus on employability; Need to send a letter to UPSC to MBD students for ISS exam respectively.

Alumni feedback on Curriculum help to identify, understand, address and evaluate the problems in curricular aspects and teaching learning process. The consolidated feedbacks result on different aspects which pertaining different domains of university academics will help during curriculum design, redesign and revise.